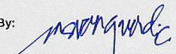



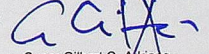
QUARTERLY PHYSICAL REPORT OF OPERATION
As of March 31, 2024

Department : Other Executive Offices (OEOs)
 Agency/Entity : National Library of the Philippines
 Operating Unit : < not applicable >
 Organization Code (UACS) : 26 019 0000000

| Particulars | UACS CODE | Physical Target (Budget Year) | | | | | Physical Accomplishment (Budget Year) | | | | | Variance as of March 31, 2024 | Remarks |
|---|-------------------------|-------------------------------|-----------------------------|-----------------------------|-----------------------------|-------------------------------|---------------------------------------|-------------|-------------|-------------|----------------------|-------------------------------|---------|
| | | 1st Quarter | 2nd Quarter | 3rd Quarter | 4th Quarter | Total | 1st Quarter | 2nd Quarter | 3rd Quarter | 4th Quarter | Total | | |
| 1 | 2 | 3 | 4 | 5 | 6 | 7 | 8 | 9 | 10 | 11 | 12 | 13 | 14 |
| NATIONAL LIBRARY PROGRAM | 3101000000000000 | | | | | | | | | | | | |
| OO : Collection, access, and preservation of library resources increased | | | | | | | | | | | | | |
| Outcome Indicator(s) | | | | | | | | | | | | | |
| 1. Average number of daily library users | | 6,362 | 6,362 | 6,362 | 6,362 | 6,362 | 9,033 | | | | 9,033 | | |
| Output Indicator(s) | | | | | | | | | | | | | |
| 1. Number of new library materials acquired | | 350,000 volumes | 150,000 volumes | 150,000 volumes | 0 volumes | 650,000 volumes | 857,400 volumes | | | | 857,400 volumes | | |
| 2. Number of Filipiniana materials preserved | | 145,010,883 (386,561 pages) | 145,397,444 (386,561 pages) | 145,784,005 (386,651 pages) | 146,170,565 (386,651 pages) | 146,170,565 (1,546,243 pages) | 146,170,565 (0 page) | | | | 146,170,565 (0 page) | | |
| 3. Number of research/ publications produced | | 3 | 3 | 3 | 3 | 12 | 3 | | | | 3 | | |
| LIBRARY EXTENSION PROGRAM | 3102000000000000 | | | | | | | | | | | | |
| OO : Collection, access, and preservation of library resources increased | | | | | | | | | | | | | |
| Outcome Indicator(s) | | | | | | | | | | | | | |
| 1. Percentage increase in users of extension/ affiliated (public) libraries | | 2% (77,474) | 2% (77,474) | 2% (77,474) | 1% (38,737) | 7% (271,159) | 120% (4,648,440) | | | | 120% (4,648,440) | | |
| Output Indicator(s) | | | | | | | | | | | | | |
| 1. Number of extension libraries supported | | 445 public libraries | 425 public libraries | 425 public libraries | 425 public libraries | 1,720 public libraries | 549 public libraries | | | | 549 public libraries | | |
| 2. Number of extension libraries established | | 11 public libraries | 11 public libraries | 11 public libraries | 11 public libraries | 44 public libraries | 1 public library | | | | 1 public library | | |

Prepared By: 
 Marvin S. Vanguardia
 Budget Officer
 Date:

In coordination with: 
 Jennifer B. Dimasaca
 Librarian V, Chairperson PMEC
 Date:

Approved By: 
 Cesar Gilbert Q. Adriano
 Agency Head
 Date: