

STATEMENT OF APPROPRIATIONS, ALLOTMENTS, OBLIGATIONS, DISBURSEMENTS AND BALANCES
As at the Quarter Ending December 31, 2023

Department : Other Executive Offices (OEOs)
Agency/Entity : National Library of the Philippines
Operating Unit : < not applicable >
Organization Code (UACS) : 26 019 0000000
Fund Cluster : 01 - Regular Agency Fund
(e.g. UACS Fund Cluster: 01-Regular Agency Fund, 02-Foreign Assisted Projects Fund, 03-Special Account-Locally Funded/Domestic Grants Fund, and 04-Special Account-Foreign Assisted/Foreign Grants Fund)

X	Current Year Appropriations
	Supplemental Appropriations
	Continuing Appropriations

Particulars	UACS CODE	Appropriations					Allotments					Current Year Obligations					Current Year Disbursements					Balances			
		Authorized Appropriations	Adjustments (Transfer To/From, Modifications/ Augmentations)	Adjusted Appropriations	Allotments Received	Adjustments (Reductions, Modifications/ Augmentations)	Transfer To	Transfer From	Adjusted Allotments	1st Quarter Ending March 31	2nd Quarter Ending June 30	3rd Quarter Ending September 30	4th Quarter Ending December 31	Total	1st Quarter Ending March 31	2nd Quarter Ending June 30	3rd Quarter Ending September 30	4th Quarter Ending December 31	Total	Unreleased Appropriations	Unobligated Allotments	Unpaid Obligations (15-20)+(23+24)			
1	2	3	4	5=(3+4)	6	7	8	9	10=(6+(7-8+9))	11	12	13	14	15=(11+12+13+14)	16	17	18	19	20=(16+17+18+19)	21	22	23	24		
L Agency Specific Budget		227,322,000.00	0.00	227,322,000.00	227,322,000.00	0.00	0.00	0.00	227,322,000.00	82,109,335.65	41,636,520.35	91,554,587.17	41,661,854.78	226,962,267.95	26,382,199.80	48,015,017.24	46,741,303.13	88,988,324.60	210,126,844.77	0.00	389,732.05	0.00	16,835,423.18		
General Administration and Support	1000000000000000	94,234,000.00	0.00	94,234,000.00	94,234,000.00	0.00	0.00	0.00	94,234,000.00	18,238,321.28	14,630,278.71	44,545,430.79	16,798,654.00	94,212,684.78	9,585,969.60	14,994,098.00	22,578,561.38	40,377,846.71	87,536,475.69	0.00	21,315.22	0.00	6,876,209.09		
General Management and Supervision	100000100001000	94,234,000.00	0.00	94,234,000.00	94,234,000.00	0.00	0.00	0.00	94,234,000.00	18,238,321.28	14,630,278.71	44,545,430.79	16,798,654.00	94,212,684.78	9,585,969.60	14,994,098.00	22,578,561.38	40,377,846.71	87,536,475.69	0.00	21,315.22	0.00	6,876,209.09		
PS		15,839,000.00	3,559,189.58	19,398,189.58	15,839,000.00	3,559,189.58	0.00	0.00	19,398,189.58	3,604,152.63	4,860,333.23	4,608,819.87	6,324,863.85	19,398,189.58	3,586,460.31	4,878,025.55	4,584,392.47	6,346,056.95	19,394,936.28	0.00	0.00	0.00	3,254.30		
MOOE		54,395,000.00	(8,059,189.58)	48,335,810.42	54,395,000.00	(8,059,189.58)	0.00	0.00	48,335,810.42	14,634,168.65	9,769,945.48	16,339,660.88	6,324,863.85	7,570,790.79	48,314,535.80	5,999,509.29	10,116,072.45	14,454,626.40	13,974,362.23	44,544,590.37	0.00	21,274.62	0.00	3,769,945.43	
CO		24,000,000.00	2,500,000.00	26,500,000.00	24,000,000.00	2,500,000.00	0.00	0.00	26,500,000.00	0.00	0.00	23,596,950.04	2,903,009.36	26,499,959.40	0.00	0.00	3,539,542.51	20,057,407.53	23,596,950.04	0.00	40.60	0.00	2,903,009.36		
Sub-Total, General Administration and Support		94,234,000.00	0.00	94,234,000.00	94,234,000.00	0.00	0.00	0.00	94,234,000.00	18,238,321.28	14,630,278.71	44,545,430.79	16,798,654.00	94,212,684.78	9,585,969.60	14,994,098.00	22,578,561.38	40,377,846.71	87,536,475.69	0.00	21,315.22	0.00	6,876,209.09		
PS		15,839,000.00	3,559,189.58	19,398,189.58	15,839,000.00	3,559,189.58	0.00	0.00	19,398,189.58	3,604,152.63	4,860,333.23	4,608,819.87	6,324,863.85	19,398,189.58	3,586,460.31	4,878,025.55	4,584,392.47	6,346,056.95	19,394,936.28	0.00	0.00	0.00	3,254.30		
MOOE		54,395,000.00	(8,059,189.58)	48,335,810.42	54,395,000.00	(8,059,189.58)	0.00	0.00	48,335,810.42	14,634,168.65	9,769,945.48	16,339,660.88	6,324,863.85	7,570,790.79	48,314,535.80	5,999,509.29	10,116,072.45	14,454,626.40	13,974,362.23	44,544,590.37	0.00	21,274.62	0.00	3,769,945.43	
FinEx (if Applicable)		0.00	0.00	0.00	0.00	0.00	0.00	0.00	0.00	0.00	0.00	0.00	0.00	0.00	0.00	0.00	0.00	0.00	0.00	0.00	0.00	0.00	0.00	0.00	
CO		24,000,000.00	2,500,000.00	26,500,000.00	24,000,000.00	2,500,000.00	0.00	0.00	26,500,000.00	0.00	0.00	23,596,950.04	2,903,009.36	26,499,959.40	0.00	0.00	3,539,542.51	20,057,407.53	23,596,950.04	0.00	40.60	0.00	2,903,009.36		
Operations	3000000000000000	133,088,000.00	0.00	133,088,000.00	133,088,000.00	0.00	0.00	0.00	133,088,000.00	33,871,014.37	27,006,241.64	47,009,126.38	24,863,200.78	132,749,583.17	16,796,230.20	33,020,919.24	24,162,741.75	48,610,477.89	122,590,369.08	0.00	338,416.83	0.00	10,159,214.59		
OO : Collection, access, and preservation of library resources/increased		133,088,000.00	0.00	133,088,000.00	133,088,000.00	0.00	0.00	0.00	133,088,000.00	33,871,014.37	27,006,241.64	47,009,126.38	24,863,200.78	132,749,583.17	16,796,230.20	33,020,919.24	24,162,741.75	48,610,477.89	122,590,369.08	0.00	338,416.83	0.00	10,159,214.59		
NATIONAL LIBRARY PROGRAM		93,217,000.00	0.00	93,217,000.00	93,217,000.00	0.00	0.00	0.00	93,217,000.00	24,230,013.55	15,709,450.57	31,871,446.99	21,145,070.41	92,955,981.52	14,593,708.25	23,410,974.53	14,225,154.75	33,418,606.34	85,649,443.87	0.00	261,218.48	0.00	7,306,537.65		
Acquisition, organization and access of library materials	310100100001000	36,391,000.00	0.00	36,391,000.00	36,391,000.00	0.00	0.00	0.00	36,391,000.00	12,377,673.24	5,837,184.15	11,892,698.14	6,231,292.05	36,338,748.58	5,383,665.33	11,524,211.27	5,901,505.69	9,808,137.91	32,427,520.20	0.00	52,251.42	0.00	3,911,228.38		
PS		20,536,000.00	0.00	20,536,000.00	20,536,000.00	0.00	0.00	0.00	20,536,000.00	4,346,638.03	5,717,108.12	4,377,659.99	6,094,593.86	20,536,000.00	4,322,444.21	5,741,301.94	4,366,419.04	6,096,895.11	20,527,254.30	0.00	0.00	0.00	8,945.70		
MOOE		9,855,000.00	0.00	9,855,000.00	9,855,000.00	0.00	0.00	0.00	9,855,000.00	8,030,935.21	10,076.03	1,594,333.02	1,594,333.02	1,594,333.02	1,071,221.12	5,782,909.33	646,980.73	1,106,720.06	8,627,831.24	0.00	67.55	0.00	1,247,111.21		
CO		6,000,000.00	0.00	6,000,000.00	6,000,000.00	0.00	0.00	0.00	6,000,000.00	0.00	0.00	5,920,706.13	27,100.00	5,947,806.13	0.00	0.00	888,105.92	2,404,528.74	3,282,634.66	0.00	62,163.87	0.00	2,655,171.47		
Preservation and conservation of Filipiana collection	310100100002000	28,944,000.00	0.00	28,944,000.00	28,944,000.00	0.00	0.00	0.00	28,944,000.00	4,804,514.44	3,514,179.86	13,378,319.84	7,046,082.16	28,741,106.10	4,060,152.30	4,172,741.24	3,067,447.97	14,755,490.67	26,058,832.08	0.00	202,883.90	0.00	2,885,274.02		
PS		14,057,000.00	1,702,000.00	15,759,000.00	14,057,000.00	1,702,000.00	0.00	0.00	15,759,000.00	2,968,997.49	3,508,378.96	2,743,812.29	6,540,011.56	15,759,000.00	2,962,228.43	3,496,967.27	2,749,793.00	6,558,111.30	15,759,000.00	0.00	0.00	0.00	0.00		
MOOE		4,867,000.00	(1,702,000.00)	3,165,000.00	4,867,000.00	(1,702,000.00)	0.00	0.00	3,165,000.00	1,835,516.95	7,801.00	915,599.17	426,287.60	3,164,996.72	1,107,823.77	673,873.97	317,654.97	910,551.32	3,010,024.03	0.00	1.28	0.00	174,964.69		
CO		10,000,000.00	0.00	10,000,000.00	10,000,000.00	0.00	0.00	0.00	10,000,000.00	0.00	0.00	9,171,108.36	79,999.00	9,197,107.36	0.00	0.00	0.00	7,286,828.05	7,286,828.05	0.00	202,882.62	0.00	2,510,279.33		
Improvement and maintenance of information systems	310100100003000	14,030,000.00	0.00	14,030,000.00	14,030,000.00	0.00	0.00	0.00	14,030,000.00	3,681,620.29	2,468,790.81	3,286,344.63	4,591,244.27	14,030,000.00	2,303,031.55	3,470,538.17	2,300,388.14	5,738,804.86	13,712,762.72	0.00	0.00	0.00	317,237.28		
PS		4,132,000.00	700,000.00	4,832,000.00	4,132,000.00	700,000.00	0.00	0.00	4,832,000.00	982,664.04	1,223,383.81	954,910.91	1,671,041.24	4,832,000.00	977,215.22	1,228,832.63	953,952.85	1,671,999.30	4,832,000.00	0.00	0.00	0.00	0.00		
MOOE		9,898,000.00	(700,000.00)	9,198,000.00	9,898,000.00	(700,000.00)	0.00	0.00	9,198,000.00	2,696,956.25	1,245,407.00	2,333,433.72	2,920,203.03	9,198,000.00	1,225,816.33	2,241,705.54	1,346,435.29	4,066,805.56	8,880,762.72	0.00	0.00	0.00	317,237.28		
Library promotional, educational and cultural activities	310100100004000	7,228,000.00	0.00	7,228,000.00	7,228,000.00	0.00	0.00	0.00	7,228,000.00	1,830,472.40	1,165,586.72	1,918,173.33	1,312,767.35	7,227,999.80	1,591,175.56	2,332,323.05	1,047,296.30	1,457,226.83	7,028,696.34	0.00	0.00	0.00	199,303.46		
PS		6,296,000.00	0.00	6,296,000.00	6,296,000.00	0.00	0.00	0.00	6,296,000.00	1,528,295.40	1,364,372.47	1,501,696.30	1,311,875.83	6,296,000.00	1,519,378.02	1,963,291.85	1,500,568.30	1,312,775.83	6,296,000.00	0.00	0.00	0.00	0.00		

This report was generated using the Unified Reporting System on February 2, 2024 8:48 AM; Status : SUBMITTED

Department : Other Executive Offices (OEOs)
 Agency/Entity : National Library of the Philippines
 Operating Unit : < not applicable >
 Organization Code (UACS) : 26 019 0000000
 Fund Cluster : 01 - Regular Agency Fund
 (e.g. UACS Fund Cluster: 01-Regular Agency Fund, 02-Foreign Assisted Projects Fund, 03-Special Account-Locally Funded/Domestic Grants Fund, and 04-Special Account-Foreign Assisted/Foreign Grants Fund)

X	Current Year Appropriations
	Supplemental Appropriations
	Continuing Appropriations

Particulars	UACS CODE	Appropriations					Allotments		Current Year Obligations					Current Year Disbursements					Balances				
		Authorized Appropriations	Adjustments (Transfer To/From, Modifications/ Augmentations)	Adjusted Appropriations	Allotments Received	Adjustments (Reductions, Modifications/ Augmentations)	Transfer To	Transfer From	Adjusted Allotments	1st Quarter Ending March 31	2nd Quarter Ending June 30	3rd Quarter Ending September 30	4th Quarter Ending December 31	Total	1st Quarter Ending March 31	2nd Quarter Ending June 30	3rd Quarter Ending September 30	4th Quarter Ending December 31	Total	Unreleased Appropriations	Unobligated Allotments	Unpaid Obligations (15-20)=(23+24)	
																						Due and Demandable	Not Yet Due and Demandable
1	2	3	4	5=(3+4)	6	7	8	9	10=(8+9)	11	12	13	14	15=(11+12+13+14)	16	17	18	19	20=(16+17+18+19)	21	22	23	24
MOOE		932,000.00	0.00	932,000.00	932,000.00	0.00	0.00	0.00	932,000.00	302,177.00	211,214.25	417,517.03	1,091.52	933,999.80	71,799.54	369,031.20	147,404.60	144,461.00	732,696.34	0.00	0.00	0.00	199,323.48
Research and publication of library and information, sources, services, methods and new projects.	31010010005000	6,624,000.00	0.00	6,624,000.00	6,624,000.00	0.00	0.00	0.00	6,624,000.00	1,535,833.18	1,723,709.23	1,354,910.05	1,963,674.58	6,618,127.04	1,345,683.61	1,911,160.80	1,307,852.05	1,859,306.07	6,424,632.53	0.00	5,872.96	0.00	193,494.51
PS		6,132,000.00	0.00	6,132,000.00	6,132,000.00	0.00	0.00	0.00	6,132,000.00	1,349,456.55	1,700,206.82	1,302,658.05	1,779,678.58	6,132,000.00	1,341,687.61	1,707,975.76	1,301,858.05	1,780,478.58	6,132,000.00	0.00	0.00	0.00	0.00
MOOE		492,000.00	0.00	492,000.00	492,000.00	0.00	0.00	0.00	492,000.00	186,376.63	23,502.41	92,252.00	183,996.00	496,127.04	3,996.00	203,185.04	5,994.00	79,457.49	292,632.53	0.00	5,872.96	0.00	193,494.51
LIBRARY EXTENSION PROGRAM		39,871,000.00	0.00	39,871,000.00	39,871,000.00	0.00	0.00	0.00	39,871,000.00	9,641,000.62	11,296,791.07	15,137,679.39	3,718,130.37	39,793,601.65	2,202,521.96	9,609,944.71	9,937,587.00	15,192,671.55	36,940,925.21	0.00	77,398.35	0.00	2,852,676.44
Development and support to affiliated public libraries	310200100001000	35,834,000.00	0.00	35,834,000.00	35,834,000.00	0.00	0.00	0.00	35,834,000.00	7,481,719.50	11,138,002.45	14,561,145.90	2,815,925.57	35,796,793.42	1,640,225.10	8,641,886.96	9,556,765.28	14,678,631.95	34,517,509.26	0.00	37,208.58	0.00	1,279,284.16
PS		5,808,000.00	0.00	5,808,000.00	5,808,000.00	0.00	0.00	0.00	5,808,000.00	1,310,788.51	1,585,557.67	1,223,686.74	1,687,965.08	5,808,000.00	1,303,727.71	1,592,618.47	1,222,788.74	1,688,665.08	5,808,000.00	0.00	0.00	0.00	0.00
MOOE		25,976,000.00	0.00	25,976,000.00	25,976,000.00	0.00	0.00	0.00	25,976,000.00	6,170,930.99	8,112,444.78	11,354,007.16	339,560.49	25,975,943.42	336,497.39	5,609,268.48	8,333,978.52	11,006,316.87	25,288,059.26	0.00	96.58	0.00	689,884.16
CO		4,050,000.00	0.00	4,050,000.00	4,050,000.00	0.00	0.00	0.00	4,050,000.00	0.00	1,440,000.00	1,983,450.00	589,400.00	4,012,850.00	0.00	1,440,000.00	0.00	1,983,450.00	3,423,450.00	0.00	0.00	0.00	988,400.00
Project(s)		4,037,000.00	0.00	4,037,000.00	4,037,000.00	0.00	0.00	0.00	4,037,000.00	2,159,281.32	158,788.62	576,533.49	1,102,304.80	3,966,808.23	562,296.85	968,057.76	390,821.74	512,239.60	2,423,415.95	0.00	40,191.77	0.00	1,573,392.28
Locally Funded Project(s)		4,037,000.00	0.00	4,037,000.00	4,037,000.00	0.00	0.00	0.00	4,037,000.00	2,159,281.32	158,788.62	576,533.49	1,102,304.80	3,966,808.23	562,296.85	968,057.76	390,821.74	512,239.60	2,423,415.95	0.00	40,191.77	0.00	1,573,392.28
Operation of Congressional Library in Tayman, Tondo, Manila	310200200001000	2,320,000.00	0.00	2,320,000.00	2,320,000.00	0.00	0.00	0.00	2,320,000.00	977,361.06	19,969.38	320,493.52	1,002,121.17	2,319,945.13	252,077.13	333,896.12	282,286.55	376,131.80	1,244,391.60	0.00	54.87	0.00	1,075,553.53
MOOE		2,320,000.00	0.00	2,320,000.00	2,320,000.00	0.00	0.00	0.00	2,320,000.00	977,361.06	19,969.38	320,493.52	1,002,121.17	2,319,945.13	252,077.13	333,896.12	282,286.55	376,131.80	1,244,391.60	0.00	54.87	0.00	1,075,553.53
Operation of Congressional Library in Balilihan, Bohol	310200200002000	618,000.00	0.00	618,000.00	618,000.00	0.00	0.00	0.00	618,000.00	490,536.97	117,217.04	937.75	(6,662.55)	602,029.21	131,458.50	244,049.54	34,001.90	848.45	410,356.39	0.00	15,970.79	0.00	191,672.82
MOOE		618,000.00	0.00	618,000.00	618,000.00	0.00	0.00	0.00	618,000.00	490,536.97	117,217.04	937.75	(6,662.55)	602,029.21	131,458.50	244,049.54	34,001.90	848.45	410,356.39	0.00	15,970.79	0.00	191,672.82
Operation of Batanes Provincial Library in Basco, Batanes	310200200003000	1,099,000.00	0.00	1,099,000.00	1,099,000.00	0.00	0.00	0.00	1,099,000.00	691,383.29	21,602.20	255,102.22	106,746.18	1,074,833.89	178,761.22	390,112.10	64,533.29	136,261.35	768,667.96	0.00	24,166.11	0.00	306,165.93
MOOE		1,099,000.00	0.00	1,099,000.00	1,099,000.00	0.00	0.00	0.00	1,099,000.00	691,383.29	21,602.20	255,102.22	106,746.18	1,074,833.89	178,761.22	390,112.10	64,533.29	136,261.35	768,667.96	0.00	24,166.11	0.00	306,165.93
Sub-Total, Operations		133,068,000.00	0.00	133,068,000.00	133,068,000.00	0.00	0.00	0.00	133,068,000.00	33,871,014.37	27,006,241.64	47,009,126.38	24,863,200.78	132,749,583.17	16,796,230.20	33,020,919.24	24,162,741.75	48,610,477.89	122,590,369.08	0.00	338,416.83	0.00	10,158,214.09
PS		56,961,000.00	2,402,000.00	59,363,000.00	56,961,000.00	2,402,000.00	0.00	0.00	59,363,000.00	12,486,840.02	15,587,207.55	12,104,186.28	19,084,966.15	59,363,000.00	12,418,679.20	15,732,887.92	12,096,367.98	19,108,119.20	59,364,054.30	0.00	0.00	0.00	8,945.70
MOOE		56,077,000.00	(2,402,000.00)	53,675,000.00	56,077,000.00	(2,402,000.00)	0.00	0.00	53,675,000.00	21,384,174.35	9,879,234.09	17,283,675.59	5,081,735.63	53,628,819.66	4,379,551.00	15,848,031.32	11,179,267.85	17,826,551.90	49,233,402.07	0.00	46,180.34	0.00	4,396,417.59
FinEx (if Applicable)		0.00	0.00	0.00	0.00	0.00	0.00	0.00	0.00	0.00	0.00	0.00	0.00	0.00	0.00	0.00	0.00	0.00	0.00	0.00	0.00	0.00	0.00
CO		20,050,000.00	0.00	20,050,000.00	20,050,000.00	0.00	0.00	0.00	20,050,000.00	0.00	1,440,000.00	17,621,264.51	896,499.00	19,757,763.51	0.00	1,440,000.00	888,105.92	11,674,806.79	14,002,912.71	0.00	292,236.49	0.00	5,754,850.80
Sub-Total, Agency Specific Budget		227,332,000.00	0.00	227,332,000.00	227,332,000.00	0.00	0.00	0.00	227,332,000.00	82,109,338.65	41,636,820.35	91,554,987.17	41,661,854.78	226,962,267.95	26,382,199.80	48,015,017.24	46,741,203.13	88,968,324.60	210,136,844.77	0.00	369,732.05	0.00	16,835,423.18
PS		72,800,000.00	5,961,189.58	78,761,189.58	72,800,000.00	5,961,189.58	0.00	0.00	78,761,189.58	16,090,962.65	20,547,340.78	16,713,006.15	25,409,850.00	78,761,189.58	16,003,139.51	20,510,913.47	16,679,760.45	25,455,176.15	78,748,989.58	0.00	0.00	0.00	12,200.00
MOOE		110,472,000.00	(8,461,189.58)	102,010,810.42	110,472,000.00	(8,461,189.58)	0.00	0.00	102,010,810.42	36,018,343.00	19,649,179.57	33,623,336.47	12,652,496.42	101,943,355.46	10,379,060.29	25,964,103.77	25,633,616.25	31,800,934.13	93,777,992.44	0.00	67,454.96	0.00	8,165,363.02
FinEx (if Applicable)		0.00	0.00	0.00	0.00	0.00	0.00	0.00	0.00	0.00	0.00	0.00	0.00	0.00	0.00	0.00	0.00	0.00	0.00	0.00	0.00	0.00	0.00
CO		44,050,000.00	2,500,000.00	46,550,000.00	44,050,000.00	2,500,000.00	0.00	0.00	46,550,000.00	0.00	1,440,000.00	41,218,214.55	3,599,508.36	46,257,722.91	0.00	1,440,000.00	4,427,648.43	31,732,214.32	37,599,862.75	0.00	292,277.59	0.00	8,857,860.16
H. Automatic Appropriations		6,645,000.00	0.00	6,645,000.00	6,645,000.00	0.00	0.00	0.00	6,645,000.00	1,860,257.76	1,732,763.80	1,876,266.71	1,706,901.73	6,876,190.00	1,560,257.76	1,732,763.80	1,820,118.62	6,323,205.24	0.00	0.00	0.00	0.00	552,984.76
Specific Budgets of National Government Agencies		6,645,000.00	0.00	6,645,000.00	6,645,000.00	0.00	0.00	0.00	6,645,000.00	1,860,257.76	1,732,763.80	1,876,266.71	1,706,901.73	6,876,190.00	1,560,257.76	1,732,763.80	1,820,118.62	6,323,205.24	0.00	0.00	0.00	0.00	552,984.76
Retirement and Life Insurance Premiums		6,645,000.00	0.00	6,645,000.00	6,645,000.00	0.00	0.00	0.00	6,645,000.00	1,860,257.76	1,732,763.80	1,876,266.71	1,706,901.73	6,876,190.00	1,560,257.76	1,732,763.80	1,820,118.62	6,323,205.24	0.00	0.00	0.00	0.00	552,984.76
PS		6,645,000.00	0.00	6,645,000.00	6,645,000.00	0.00	0.00	0.00	6,645,000.00	1,860,257.76	1,732,763.80	1,876,266.71	1,706,901.73	6,876,190.00	1,560,257.76	1,732,763.80	1,820,118.62	6,323,205.24	0.00	0.00	0.00	0.00	552,984.76

Department : Other Executive Offices (OEOs)
 Agency/Entity : National Library of the Philippines
 Operating Unit : < not applicable >
 Organization Code (UACS) : 26 019 0000000
 Fund Cluster : 01 - Regular Agency Fund
 (e.g. UACS Fund Cluster: 01-Regular Agency Fund, 02-Foreign Assisted Projects Fund, 03-Special Account-Locally Funded/Domestic Grants Fund, and 04-Special Account-Foreign Assisted/Foreign Grants Fund)

X	Current Year Appropriations
	Supplemental Appropriations
	Continuing Appropriations

Particulars	UACS CODE	Appropriations			Allotments				Current Year Obligations					Current Year Disbursements					Balances				
		Authorized Appropriations	Adjustments (Transfer To/From, Modification/ Augmentations)	Adjusted Appropriations	Allotments Received	Adjustments (Reductions, Modification/ Augmentations)	Transfer To	Transfer From	Adjusted Allotments	1st Quarter Ending March 31	2nd Quarter Ending June 30	3rd Quarter Ending September 30	4th Quarter Ending December 31	Total	1st Quarter Ending March 31	2nd Quarter Ending June 30	3rd Quarter Ending September 30	4th Quarter Ending December 31	Total	Unreleased Appropriations	Unobligated Allotments	Unpaid Obligations (15-20)=(23+24)	
		3	4	5=(3-4)	6	7	8	9	10=(6-(7+8+9))	11	12	13	14	15=(11+12+13+14)	16	17	18	19	20=(16+17+18+19)	21	22	23	24
Sub-total II. Automatic Appropriations		6,645,000.00	231,190.00	6,876,190.00	6,876,190.00	0.00	0.00	6,876,190.00	1,660,257.76	1,732,763.80	1,876,266.71	1,706,901.73	6,876,190.00	1,560,257.76	1,732,763.80	1,210,065.06	1,820,118.62	6,323,205.24	0.00	0.00	0.00	582,984.76	
PS		6,645,000.00	231,190.00	6,876,190.00	6,876,190.00	0.00	0.00	6,876,190.00	1,660,257.76	1,732,763.80	1,876,266.71	1,706,901.73	6,876,190.00	1,560,257.76	1,732,763.80	1,210,065.06	1,820,118.62	6,323,205.24	0.00	0.00	0.00	582,984.76	
MOOE		0.00	0.00	0.00	0.00	0.00	0.00	0.00	0.00	0.00	0.00	0.00	0.00	0.00	0.00	0.00	0.00	0.00	0.00	0.00	0.00	0.00	
FnEx		0.00	0.00	0.00	0.00	0.00	0.00	0.00	0.00	0.00	0.00	0.00	0.00	0.00	0.00	0.00	0.00	0.00	0.00	0.00	0.00	0.00	
CO		0.00	0.00	0.00	0.00	0.00	0.00	0.00	0.00	0.00	0.00	0.00	0.00	0.00	0.00	0.00	0.00	0.00	0.00	0.00	0.00	0.00	
III. Special Purpose Fund		0.00	4,575,218.00	4,575,218.00	0.00	4,575,218.00	0.00	4,575,218.00	2,355,701.17	0.00	0.00	2,219,516.00	4,575,217.17	2,355,701.17	0.00	0.00	2,205,319.06	4,561,020.23	0.00	0.83	0.00	14,196.94	
Miscellaneous Personnel Benefits Fund		0.00	2,355,702.00	2,355,702.00	0.00	2,355,702.00	0.00	2,355,702.00	2,355,701.17	0.00	0.00	2,355,701.17	2,355,701.17	2,355,701.17	0.00	0.00	0.00	2,355,701.17	0.00	0.83	0.00	0.00	
PS		0.00	2,355,702.00	2,355,702.00	0.00	2,355,702.00	0.00	2,355,702.00	2,355,701.17	0.00	0.00	2,355,701.17	2,355,701.17	2,355,701.17	0.00	0.00	0.00	2,355,701.17	0.00	0.83	0.00	0.00	
Miscellaneous Personnel Benefits Fund- Staffing Modifications/ Upgrading of Salaries (Civilian)		0.00	2,219,516.00	2,219,516.00	0.00	2,219,516.00	0.00	2,219,516.00	0.00	0.00	0.00	2,219,516.00	2,219,516.00	0.00	0.00	0.00	2,205,319.06	2,205,319.06	0.00	0.00	0.00	14,196.94	
PS		0.00	2,219,516.00	2,219,516.00	0.00	2,219,516.00	0.00	2,219,516.00	0.00	0.00	0.00	2,219,516.00	2,219,516.00	0.00	0.00	0.00	2,205,319.06	2,205,319.06	0.00	0.00	0.00	14,196.94	
Sub-Total III. Special Purpose Fund		0.00	4,575,218.00	4,575,218.00	0.00	4,575,218.00	0.00	4,575,218.00	2,355,701.17	0.00	0.00	2,219,516.00	4,575,217.17	2,355,701.17	0.00	0.00	2,205,319.06	4,561,020.23	0.00	0.83	0.00	14,196.94	
PS		0.00	4,575,218.00	4,575,218.00	0.00	4,575,218.00	0.00	4,575,218.00	2,355,701.17	0.00	0.00	2,219,516.00	4,575,217.17	2,355,701.17	0.00	0.00	2,205,319.06	4,561,020.23	0.00	0.83	0.00	14,196.94	
MOOE		0.00	0.00	0.00	0.00	0.00	0.00	0.00	0.00	0.00	0.00	0.00	0.00	0.00	0.00	0.00	0.00	0.00	0.00	0.00	0.00	0.00	
FnEx		0.00	0.00	0.00	0.00	0.00	0.00	0.00	0.00	0.00	0.00	0.00	0.00	0.00	0.00	0.00	0.00	0.00	0.00	0.00	0.00	0.00	
CO		0.00	0.00	0.00	0.00	0.00	0.00	0.00	0.00	0.00	0.00	0.00	0.00	0.00	0.00	0.00	0.00	0.00	0.00	0.00	0.00	0.00	
IV. Reversion of the Unobligated Allotments charged against R.A. Nos. 11455 and 11494		0.00	0.00	0.00	0.00	0.00	0.00	0.00	0.00	0.00	0.00	0.00	0.00	0.00	0.00	0.00	0.00	0.00	0.00	0.00	0.00	0.00	
GRAND TOTAL		233,967,000.00	4,806,408.00	238,773,408.00	234,198,190.00	4,575,218.00	0.00	238,773,408.00	96,025,294.58	43,369,284.15	93,430,823.68	45,588,272.51	238,413,675.12	30,298,158.73	49,747,781.04	47,961,368.19	93,013,762.28	221,011,070.24	0.00	389,732.88	0.00	17,402,604.88	
PS		79,445,000.00	10,767,597.58	90,212,597.58	79,676,190.00	10,536,407.58	0.00	90,212,597.58	20,006,951.58	22,280,104.58	18,549,272.86	29,336,267.73	90,212,596.75	19,919,098.44	22,343,677.27	17,889,825.51	29,480,613.83	89,632,215.05	0.83	0.00	0.00	579,261.70	
MOOE		110,472,000.00	(8,461,189.58)	102,010,810.42	110,472,000.00	(8,461,189.58)	0.00	102,010,810.42	36,018,343.00	19,649,179.57	33,823,336.47	12,852,496.42	101,943,305.46	10,379,092.29	25,964,103.77	25,633,894.25	31,800,934.13	93,777,992.44	0.00	67,454.96	0.00	8,165,363.22	
CO		44,050,000.00	2,500,000.00	46,550,000.00	44,050,000.00	2,500,000.00	0.00	46,550,000.00	0.00	1,440,000.00	41,218,214.55	3,599,508.36	46,257,722.91	0.00	1,440,000.00	4,427,848.43	31,732,214.32	37,599,862.75	0.00	292,277.09	0.00	8,657,890.16	

Certified Correct:
 Marvin S. Vanguardia
 Date: Budget Officer

Certified Correct:
 Geraldine V. Guisando
 Date: Accountant III

Reviewed and Approved By:
 Fe B. Basago
 Date: Chief Administrative Officer

Approved By:
 Cesar Gilbert O. Adriano
 Date: Agency Head

STATEMENT OF APPROPRIATIONS, ALLOTMENTS, OBLIGATIONS, DISBURSEMENTS AND BALANCES
As at the Quarter Ending December 31, 2023

Department : Other Executive Offices (OEOs)
Agency/Entity : National Library of the Philippines
Operating Unit : < not applicable >
Organization Code (UACS) : 26 019 0000000
Fund Cluster : 01 - Regular Agency Fund
(e.g. UACS Fund Cluster: 01-Regular Agency Fund, 02-Foreign Assisted Projects Fund, 03-Special Account-Locally Funded/Domestic Grants Fund, and 04-Special Account-Foreign Assisted/Foreign Grants Fund)

	Current Year Appropriations
	Supplemental Appropriations
X	Continuing Appropriations


Particulars	UACS CODE	Appropriations					Allotments		Current Year Obligations							Current Year Disbursements				Balances			
		Authorized Appropriations	Adjustments (Transfer To/From, Modifications/ Augmentations)	Adjusted Appropriations	Allotments Received	Adjustments (Reductions, Modifications/ Augmentations)	Transfer To	Transfer From	Adjusted Allotments	1st Quarter Ending March 31	2nd Quarter Ending June 30	3rd Quarter Ending September 30	4th Quarter Ending December 31	Total	1st Quarter Ending March 31	2nd Quarter Ending June 30	3rd Quarter Ending September 30	4th Quarter Ending December 31	Total	Unreleased Appropriations	Unobligated Allotments	Unpaid Obligations (15-20)=(23+24)	
1	2	3	4	5=(3-4)	6	7	8	9	10=(6+(-5)+4-9)	11	12	13	14	15=(11+12+13+14)	16	17	18	19	20=(16+17+18+19)	21=(5-10)	22=(10-15)	23	24
I. Agency Specific Budget		3,299,861.99	889,350.00	4,189,211.99	3,299,861.99	889,350.00	0.00	0.00	4,189,211.99	432,780.00	1,579,325.00	1,091,500.00	952,250.00	4,055,855.00	0.00	197,780.00	1,969,389.71	1,091,500.00	2,858,669.71	0.00	133,366.99	0.00	1,197,185.29
General Administration and Support	1000000000000000	1,365,346.17	889,350.00	2,254,696.17	1,365,346.17	889,350.00	0.00	0.00	2,254,696.17	77,591.00	0.00	1,091,500.00	952,250.00	2,121,341.00	0.00	77,591.00	0.00	1,091,500.00	1,169,291.00	0.00	133,365.17	0.00	962,250.00
General Management and Supervision	100000100001000	1,365,346.17	889,350.00	2,254,696.17	1,365,346.17	889,350.00	0.00	0.00	2,254,696.17	77,591.00	0.00	1,091,500.00	952,250.00	2,121,341.00	0.00	77,591.00	0.00	1,091,500.00	1,169,291.00	0.00	133,365.17	0.00	962,250.00
MOOE		77,591.74	889,350.00	966,941.74	77,591.74	889,350.00	0.00	0.00	966,941.74	77,591.00	0.00	0.00	0.00	833,591.00	0.00	77,591.00	0.00	0.00	77,591.00	0.00	133,360.74	0.00	756,000.00
CO		1,287,754.43	0.00	1,287,754.43	1,287,754.43	0.00	0.00	0.00	1,287,754.43	0.00	0.00	1,091,500.00	196,250.00	1,287,750.00	0.00	0.00	0.00	1,091,500.00	1,091,500.00	0.00	4.43	0.00	196,250.00
Sub-Total, General Administration and Support		1,365,346.17	889,350.00	2,254,696.17	1,365,346.17	889,350.00	0.00	0.00	2,254,696.17	77,591.00	0.00	1,091,500.00	952,250.00	2,121,341.00	0.00	77,591.00	0.00	1,091,500.00	1,169,291.00	0.00	133,365.17	0.00	962,250.00
PS		0.00	0.00	0.00	0.00	0.00	0.00	0.00	0.00	0.00	0.00	0.00	0.00	0.00	0.00	0.00	0.00	0.00	0.00	0.00	0.00	0.00	0.00
MOOE		77,591.74	889,350.00	966,941.74	77,591.74	889,350.00	0.00	0.00	966,941.74	77,591.00	0.00	0.00	0.00	756,000.00	0.00	77,591.00	0.00	0.00	77,591.00	0.00	133,360.74	0.00	756,000.00
FinEx (if Applicable)		0.00	0.00	0.00	0.00	0.00	0.00	0.00	0.00	0.00	0.00	0.00	0.00	0.00	0.00	0.00	0.00	0.00	0.00	0.00	0.00	0.00	0.00
CO		1,287,754.43	0.00	1,287,754.43	1,287,754.43	0.00	0.00	0.00	1,287,754.43	0.00	0.00	1,091,500.00	196,250.00	1,287,750.00	0.00	0.00	0.00	1,091,500.00	1,091,500.00	0.00	4.43	0.00	196,250.00
Operations	3000000000000000	1,934,515.82	0.00	1,934,515.82	1,934,515.82	0.00	0.00	0.00	1,934,515.82	355,189.00	1,579,325.00	0.00	0.00	1,934,514.00	0.00	120,189.00	1,569,369.71	0.00	1,689,578.71	0.00	1.82	0.00	244,935.29
OO Collection, access, and preservation of library resources/increased		1,934,515.82	0.00	1,934,515.82	1,934,515.82	0.00	0.00	0.00	1,934,515.82	355,189.00	1,579,325.00	0.00	0.00	1,934,514.00	0.00	120,189.00	1,569,369.71	0.00	1,689,578.71	0.00	1.82	0.00	244,935.29
NATIONAL LIBRARY PROGRAM		424,776.73	0.00	424,776.73	424,776.73	0.00	0.00	0.00	424,776.73	120,189.00	304,587.00	0.00	0.00	424,776.00	0.00	120,189.00	304,587.00	0.00	424,776.00	0.00	0.73	0.00	0.00
Acquisition, organization and access of library materials	310100100001000	351,139.26	0.00	351,139.26	351,139.26	0.00	0.00	0.00	351,139.26	120,189.00	230,950.00	0.00	0.00	351,139.00	0.00	120,189.00	230,950.00	0.00	351,139.00	0.00	0.26	0.00	0.00
MOOE		351,139.26	0.00	351,139.26	351,139.26	0.00	0.00	0.00	351,139.26	120,189.00	230,950.00	0.00	0.00	351,139.00	0.00	120,189.00	230,950.00	0.00	351,139.00	0.00	0.26	0.00	0.00
Library promotional, educational and cultural activities	310100100004000	70,440.17	0.00	70,440.17	70,440.17	0.00	0.00	0.00	70,440.17	0.00	70,440.00	0.00	0.00	70,440.00	0.00	0.00	70,440.00	0.00	70,440.00	0.00	0.17	0.00	0.00
MOOE		70,440.17	0.00	70,440.17	70,440.17	0.00	0.00	0.00	70,440.17	0.00	70,440.00	0.00	0.00	70,440.00	0.00	0.00	70,440.00	0.00	70,440.00	0.00	0.17	0.00	0.00
Research and publication of library and information sources, services, methods and new activities	310100100005000	3,197.30	0.00	3,197.30	3,197.30	0.00	0.00	0.00	3,197.30	0.00	3,197.00	0.00	0.00	3,197.00	0.00	0.00	3,197.00	0.00	3,197.00	0.00	0.30	0.00	0.00
MOOE		3,197.30	0.00	3,197.30	3,197.30	0.00	0.00	0.00	3,197.30	0.00	3,197.00	0.00	0.00	3,197.00	0.00	0.00	3,197.00	0.00	3,197.00	0.00	0.30	0.00	0.00
LIBRARY EXTENSION PROGRAM		1,509,739.09	0.00	1,509,739.09	1,509,739.09	0.00	0.00	0.00	1,509,739.09	235,000.00	1,274,739.00	0.00	0.00	1,509,738.00	0.00	0.00	1,264,802.71	0.00	1,264,802.71	0.00	1.09	0.00	244,935.29
Development and support to affiliated public libraries	310200100001000	267,609.32	0.00	267,609.32	267,609.32	0.00	0.00	0.00	267,609.32	235,000.00	32,609.00	0.00	0.00	267,609.00	0.00	0.00	32,609.00	0.00	32,609.00	0.00	0.32	0.00	235,000.00
MOOE		267,609.32	0.00	267,609.32	267,609.32	0.00	0.00	0.00	267,609.32	235,000.00	32,609.00	0.00	0.00	267,609.00	0.00	0.00	32,609.00	0.00	32,609.00	0.00	0.32	0.00	235,000.00
Locally Funded Projects		1,242,129.77	0.00	1,242,129.77	1,242,129.77	0.00	0.00	0.00	1,242,129.77	0.00	1,242,129.00	0.00	0.00	1,242,129.00	0.00	0.00	1,232,193.71	0.00	1,232,193.71	0.00	0.77	0.00	9,935.29
Operation of Congressional Library in Taymanan, Tondo, Manila	310200200001000	1,120,598.30	0.00	1,120,598.30	1,120,598.30	0.00	0.00	0.00	1,120,598.30	0.00	1,120,598.00	0.00	0.00	1,120,598.00	0.00	0.00	1,110,662.71	0.00	1,110,662.71	0.00	0.30	0.00	9,935.29
MOOE		1,120,598.30	0.00	1,120,598.30	1,120,598.30	0.00	0.00	0.00	1,120,598.30	0.00	1,120,598.00	0.00	0.00	1,120,598.00	0.00	0.00	1,110,662.71	0.00	1,110,662.71	0.00	0.30	0.00	9,935.29
Operation of Congressional Library in Batiluan, Bohol	310200200002000	7,871.02	0.00	7,871.02	7,871.02	0.00	0.00	0.00	7,871.02	0.00	7,871.00	0.00	0.00	7,871.00	0.00	0.00	7,871.00	0.00	7,871.00	0.00	0.02	0.00	0.00
MOOE		7,871.02	0.00	7,871.02	7,871.02	0.00	0.00	0.00	7,871.02	0.00	7,871.00	0.00	0.00	7,871.00	0.00	0.00	7,871.00	0.00	7,871.00	0.00	0.02	0.00	0.00
Operation of Batanes Provincial Library in Basco, Batanes	310200200003000	113,660.45	0.00	113,660.45	113,660.45	0.00	0.00	0.00	113,660.45	0.00	113,660.00	0.00	0.00	113,660.00	0.00	0.00	113,660.00	0.00	113,660.00	0.00	0.45	0.00	0.00
MOOE		113,660.45	0.00	113,660.45	113,660.45	0.00	0.00	0.00	113,660.45	0.00	113,660.00	0.00	0.00	113,660.00	0.00	0.00	113,660.00	0.00	113,660.00	0.00	0.45	0.00	0.00


Department : Other Executive Offices (OEOs)
 Agency/Entity : National Library of the Philippines
 Operating Unit : < not applicable >
 Organization Code (UACS) : 26 019 0000000
 Fund Cluster : 01 - Regular Agency Fund
 (e.g. UACS Fund Cluster: 01-Regular Agency Fund, 02-Foreign Assisted Projects Fund, 03-Special Account-Locally Funded/Domestic Grants Fund, and 04-Special Account-Foreign Assisted/Foreign Grants Fund)


	Current Year Appropriations
	Supplemental Appropriations
X	Continuing Appropriations

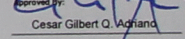
Particulars	UACS CODE	Appropriations					Allotments		Current Year Obligations						Current Year Disbursements				Balances					
		Authorized Appropriations	Adjustments (Transfer To/From, Modifications/ Augmentations)	Adjusted Appropriations	Allotments Received	Adjustments (Reductions, Modifications/ Augmentations)	Transfer To	Transfer From	Adjusted Allotments	1st Quarter Ending March 31	2nd Quarter Ending June 30	3rd Quarter Ending September 30	4th Quarter Ending December 31	Total	1st Quarter Ending March 31	2nd Quarter Ending June 30	3rd Quarter Ending September 30	4th Quarter Ending December 31	Total	Unreleased Appropriations	Unobligated Allotments	Unpaid Obligations (15-20)+(23+24)		
																						Due and Demandable	Not Yet Due and Demandable	
1	2	3	4	5=(3+4)	6	7	8	9	10=(8+(7)-8-9)	11	12	13	14	15=(11+12+13+14)	16	17	18	19	20=(16+17+18+19)	21=(5-10)	22=(10-15)	23	24	
MOOE		113,660.45	0.00	113,660.45	113,660.45	0.00	0.00	0.00	113,660.45	0.00	113,660.45	0.00	0.00	113,660.45	0.00	0.00	113,660.45	0.00	113,660.45	0.00	0.00	0.45	0.00	0.00
Sub-Total, Operations		1,934,515.82	0.00	1,934,515.82	1,934,515.82	0.00	0.00	0.00	1,934,515.82	355,189.00	1,579,325.00	0.00	0.00	1,934,514.00	0.00	120,189.00	1,569,389.71	0.00	1,689,578.71	0.00	0.00	1.82	0.00	244,935.29
PS		0.00	0.00	0.00	0.00	0.00	0.00	0.00	0.00	0.00	0.00	0.00	0.00	0.00	0.00	0.00	0.00	0.00	0.00	0.00	0.00	0.00	0.00	0.00
MOOE		1,934,515.82	0.00	1,934,515.82	1,934,515.82	0.00	0.00	0.00	1,934,515.82	355,189.00	1,579,325.00	0.00	0.00	1,934,514.00	0.00	120,189.00	1,569,389.71	0.00	1,689,578.71	0.00	0.00	1.82	0.00	244,935.29
FinEx (if Applicable)		0.00	0.00	0.00	0.00	0.00	0.00	0.00	0.00	0.00	0.00	0.00	0.00	0.00	0.00	0.00	0.00	0.00	0.00	0.00	0.00	0.00	0.00	0.00
CO		0.00	0.00	0.00	0.00	0.00	0.00	0.00	0.00	0.00	0.00	0.00	0.00	0.00	0.00	0.00	0.00	0.00	0.00	0.00	0.00	0.00	0.00	0.00
Sub-Total, I. Agency Specific Budget		3,299,861.99	889,350.00	4,189,211.99	3,299,861.99	889,350.00	0.00	0.00	4,189,211.99	432,780.00	1,579,325.00	1,091,500.00	952,250.00	4,055,835.00	0.00	197,780.00	1,569,389.71	1,091,500.00	2,858,669.71	0.00	0.00	133,356.99	0.00	1,197,185.29
PS		0.00	0.00	0.00	0.00	0.00	0.00	0.00	0.00	0.00	0.00	0.00	0.00	0.00	0.00	0.00	0.00	0.00	0.00	0.00	0.00	0.00	0.00	0.00
MOOE		2,012,107.56	889,350.00	2,901,457.56	2,012,107.56	889,350.00	0.00	0.00	2,901,457.56	432,780.00	1,579,325.00	0.00	756,000.00	2,768,105.00	0.00	197,780.00	1,569,389.71	0.00	1,787,169.71	0.00	0.00	133,352.56	0.00	1,000,935.29
FinEx (if Applicable)		0.00	0.00	0.00	0.00	0.00	0.00	0.00	0.00	0.00	0.00	0.00	0.00	0.00	0.00	0.00	0.00	0.00	0.00	0.00	0.00	0.00	0.00	0.00
CO		1,287,754.43	0.00	1,287,754.43	1,287,754.43	0.00	0.00	0.00	1,287,754.43	0.00	0.00	1,091,500.00	196,250.00	1,287,750.00	0.00	0.00	0.00	1,091,500.00	1,091,500.00	0.00	0.00	4.43	0.00	196,250.00
GRAND TOTAL		3,299,861.99	889,350.00	4,189,211.99	3,299,861.99	889,350.00	0.00	0.00	4,189,211.99	432,780.00	1,579,325.00	1,091,500.00	952,250.00	4,055,835.00	0.00	197,780.00	1,569,389.71	1,091,500.00	2,858,669.71	0.00	0.00	133,356.99	0.00	1,197,185.29
PS		0.00	0.00	0.00	0.00	0.00	0.00	0.00	0.00	0.00	0.00	0.00	0.00	0.00	0.00	0.00	0.00	0.00	0.00	0.00	0.00	0.00	0.00	0.00
MOOE		2,012,107.56	889,350.00	2,901,457.56	2,012,107.56	889,350.00	0.00	0.00	2,901,457.56	432,780.00	1,579,325.00	0.00	756,000.00	2,768,105.00	0.00	197,780.00	1,569,389.71	0.00	1,787,169.71	0.00	0.00	133,352.56	0.00	1,000,935.29
FinEx (if Applicable)		0.00	0.00	0.00	0.00	0.00	0.00	0.00	0.00	0.00	0.00	0.00	0.00	0.00	0.00	0.00	0.00	0.00	0.00	0.00	0.00	0.00	0.00	0.00
CO		1,287,754.43	0.00	1,287,754.43	1,287,754.43	0.00	0.00	0.00	1,287,754.43	0.00	0.00	1,091,500.00	196,250.00	1,287,750.00	0.00	0.00	0.00	1,091,500.00	1,091,500.00	0.00	0.00	4.43	0.00	196,250.00

Recapitulation by OO:																								
I. Agency Specific Budget		1,934,515.82	0.00	1,934,515.82	1,934,515.82	0.00	0.00	0.00	1,934,515.82	355,189.00	1,579,325.00	0.00	0.00	1,934,514.00	0.00	120,189.00	1,569,389.71	0.00	1,689,578.71	0.00	0.00	1.82	0.00	244,935.29
NATIONAL LIBRARY PROGRAM		424,776.73	0.00	424,776.73	424,776.73	0.00	0.00	0.00	424,776.73	120,189.00	304,587.00	0.00	0.00	424,776.00	0.00	120,189.00	304,587.00	0.00	424,776.00	0.00	0.00	0.73	0.00	0.00
LIBRARY EXTENSION PROGRAM		1,509,739.09	0.00	1,509,739.09	1,509,739.09	0.00	0.00	0.00	1,509,739.09	236,000.00	1,274,738.00	0.00	0.00	1,509,738.00	0.00	0.00	1,264,802.71	0.00	1,264,802.71	0.00	0.00	1.09	0.00	244,935.29

Certified Correct:

 Marvin S. Vaguardia
 Date: Budget Officer

Certified Correct:

 Geraldino V. Guisando
 Date: Accountant III

Recommended by:

 Fe B. Basagre
 Date: Chief Administrative Officer

Approved By:

 Cesar Gilbert Q. Achand
 Date: Agency Head