

MONTHLY REPORT OF DISBURSEMENTS  
For the month of October 2023

Department : Other Executive Offices (OEOs)  
Agency/Entity : National Library of the Philippines  
Operating Unit : < not applicable >  
Organization Code (UACS) : 26 019 000000  
Fund Cluster : 01 - Regular Agency Fund

Particulars	Current Year Budget				Prior Year's Budget										Current Year's Accounts Payable				SUB-TOTAL		Fiscal Liabilities				Grand Total				Remarks
	PS	MOOE	FltEx	CO	PS		MOOE		FltEx		CO		Sub-Total		TOTAL	PS	MOOE	CO	TOTAL	PS	MOOE	FltEx	CO	TOTAL					
	7	8	9	10	11	12	13	14	15	16	17	18	19	20	21	22	23	24	25	26	27	28	29	30					
CASH DISBURSEMENTS	6,675,609.97	9,898,863.19	0.00	16,733,936.63	33,108,209.79	0.00	0.00	0.00	1,308,290.56	1,308,290.56	0.00	0.00	0.00	0.00	0.00	1,308,290.56	34,416,500.34	0.00	0.00	0.00	0.00	6,675,609.97	9,898,863.19	0.00	18,042,227.18	34,416,500.34			
Notice of Cash Allocation (NCA)	6,675,609.97	9,898,863.19	0.00	16,733,936.63	33,108,209.79	0.00	0.00	0.00	1,308,290.56	1,308,290.56	0.00	0.00	0.00	0.00	0.00	1,308,290.56	34,416,500.34	0.00	0.00	0.00	0.00	6,675,609.97	9,898,863.19	0.00	18,042,227.18	34,416,500.34			
MOS Checks Issued	0.00	0.00	0.00	0.00	0.00	0.00	0.00	0.00	0.00	0.00	0.00	0.00	0.00	0.00	0.00	0.00	0.00	0.00	0.00	0.00	0.00	0.00	0.00	0.00	0.00	0.00	0.00		
Advice to Debit Account	6,675,609.97	9,898,863.19	0.00	16,733,936.63	33,108,209.79	0.00	0.00	0.00	1,308,290.56	1,308,290.56	0.00	0.00	0.00	0.00	0.00	1,308,290.56	34,416,500.34	0.00	0.00	0.00	0.00	6,675,609.97	9,898,863.19	0.00	18,042,227.18	34,416,500.34			
Notice of Transfer Allocations (NTA)	0.00	0.00	0.00	0.00	0.00	0.00	0.00	0.00	0.00	0.00	0.00	0.00	0.00	0.00	0.00	0.00	0.00	0.00	0.00	0.00	0.00	0.00	0.00	0.00	0.00	0.00	0.00		
MOS Checks Issued	0.00	0.00	0.00	0.00	0.00	0.00	0.00	0.00	0.00	0.00	0.00	0.00	0.00	0.00	0.00	0.00	0.00	0.00	0.00	0.00	0.00	0.00	0.00	0.00	0.00	0.00	0.00		
Advice to Debit Account	0.00	0.00	0.00	0.00	0.00	0.00	0.00	0.00	0.00	0.00	0.00	0.00	0.00	0.00	0.00	0.00	0.00	0.00	0.00	0.00	0.00	0.00	0.00	0.00	0.00	0.00	0.00		
Working Fund for FAPs	0.00	0.00	0.00	0.00	0.00	0.00	0.00	0.00	0.00	0.00	0.00	0.00	0.00	0.00	0.00	0.00	0.00	0.00	0.00	0.00	0.00	0.00	0.00	0.00	0.00	0.00	0.00		
Cash Disbursement Vetting (CDC)	0.00	0.00	0.00	0.00	0.00	0.00	0.00	0.00	0.00	0.00	0.00	0.00	0.00	0.00	0.00	0.00	0.00	0.00	0.00	0.00	0.00	0.00	0.00	0.00	0.00	0.00	0.00		
TOTAL CASH DISBURSEMENTS	6,675,609.97	9,898,863.19	0.00	16,733,936.63	33,108,209.79	0.00	0.00	0.00	1,308,290.56	1,308,290.56	0.00	0.00	0.00	0.00	0.00	1,308,290.56	34,416,500.34	0.00	0.00	0.00	0.00	6,675,609.97	9,898,863.19	0.00	18,042,227.18	34,416,500.34			
NON-CASH DISBURSEMENTS	429,639.22	271,468.16	0.00	0.00	701,107.38	0.00	0.00	0.00	0.00	0.00	0.00	0.00	0.00	0.00	0.00	0.00	701,107.38	0.00	0.00	0.00	0.00	429,639.22	271,468.16	0.00	0.00	701,107.38			
Tax Remittance Advice Issued (TMA)	429,639.22	271,468.16	0.00	0.00	701,107.38	0.00	0.00	0.00	0.00	0.00	0.00	0.00	0.00	0.00	0.00	0.00	701,107.38	0.00	0.00	0.00	0.00	429,639.22	271,468.16	0.00	0.00	701,107.38			
Non-Cash Award Authority (NCAA)	0.00	0.00	0.00	0.00	0.00	0.00	0.00	0.00	0.00	0.00	0.00	0.00	0.00	0.00	0.00	0.00	0.00	0.00	0.00	0.00	0.00	0.00	0.00	0.00	0.00	0.00	0.00		
Disbursements effected through outright deductions from deposit (please specify)	0.00	0.00	0.00	0.00	0.00	0.00	0.00	0.00	0.00	0.00	0.00	0.00	0.00	0.00	0.00	0.00	0.00	0.00	0.00	0.00	0.00	0.00	0.00	0.00	0.00	0.00	0.00		
Deployment of expenses (e.g. personnel benefits)	0.00	0.00	0.00	0.00	0.00	0.00	0.00	0.00	0.00	0.00	0.00	0.00	0.00	0.00	0.00	0.00	0.00	0.00	0.00	0.00	0.00	0.00	0.00	0.00	0.00	0.00	0.00		
Restitution for loss of government property	0.00	0.00	0.00	0.00	0.00	0.00	0.00	0.00	0.00	0.00	0.00	0.00	0.00	0.00	0.00	0.00	0.00	0.00	0.00	0.00	0.00	0.00	0.00	0.00	0.00	0.00	0.00		
Liquidated damages and similar items	0.00	0.00	0.00	0.00	0.00	0.00	0.00	0.00	0.00	0.00	0.00	0.00	0.00	0.00	0.00	0.00	0.00	0.00	0.00	0.00	0.00	0.00	0.00	0.00	0.00	0.00	0.00		
Others (TFF, BTI, Documentary Stamp Tax, etc.)	0.00	0.00	0.00	0.00	0.00	0.00	0.00	0.00	0.00	0.00	0.00	0.00	0.00	0.00	0.00	0.00	0.00	0.00	0.00	0.00	0.00	0.00	0.00	0.00	0.00	0.00	0.00		
TOTAL NON-CASH DISBURSEMENTS	429,639.22	271,468.16	0.00	0.00	701,107.38	0.00	0.00	0.00	0.00	0.00	0.00	0.00	0.00	0.00	0.00	0.00	701,107.38	0.00	0.00	0.00	0.00	429,639.22	271,468.16	0.00	0.00	701,107.38			
GRAND TOTAL	7,105,249.19	10,170,331.35	0.00	16,733,936.63	33,809,317.17	0.00	0.00	0.00	1,308,290.56	1,308,290.56	0.00	0.00	0.00	0.00	0.00	1,308,290.56	35,117,607.72	0.00	0.00	0.00	0.00	7,105,249.19	10,170,331.35	0.00	18,042,227.18	35,117,607.72			

SUMMARY	Particulars (1)	Previous Report (2)	This Month (3)	As at Date (4)
NCA	167,684,000.00	34,668,000.00	202,352,000.00	
NTA	0.00	0.00	0.00	
Working Fund	0.00	0.00	0.00	
TMA	8,019,716.93	701,107.38	8,720,824.31	
CDC	0.00	0.00	0.00	
NCAA	0.00	0.00	0.00	
Less: Notice of Transfer of Allocations (NTA) Issued	0.00	0.00	0.00	
Total Disbursement Authorities Available	178,703,716.93	36,369,107.38	211,072,824.31	
Less:	0.00	0.00	0.00	
Lapsed NCA	14,142,068.70	0.00	14,142,068.70	
Disbursements	161,561,681.23	35,117,807.72	196,679,258.95	
Less: Other Non-Cash Disbursements	0.00	0.00	0.00	
Disbursements effected through outright deductions from deposit (personal benefits)	0.00	0.00	0.00	
Deployment of expenses (e.g. personnel benefits)	0.00	0.00	0.00	
Restitution for loss of government property	0.00	0.00	0.00	
Liquidated damages and similar items	0.00	0.00	0.00	
Others (e.g. TFF, BTI, Docs Stamp, etc.)	0.00	0.00	0.00	
Add/Less: Adjustments (e.g. cancelled/voided checks)	0.00	0.00	0.00	
Balance of Disbursement Authorities as at date	0.00	251,499.66	251,499.66	
Total Disbursements Program	167,684,000.00	34,668,000.00	202,352,000.00	
Less: Actual Disbursements	133,241,354.30	34,416,500.34	167,657,854.64	
(Over)/Under spending	14,142,068.70	251,499.66	14,393,568.36	

Certified Correct  
Darwin V. Durando  
Accountant II  
Date: \_\_\_\_\_

*[Signature]*  
Francis B. Balaguer  
Chief Administrative Officer  
Date: \_\_\_\_\_

*[Signature]*  
Cesar Gilbert O. Angeles  
Agency Head  
Date: \_\_\_\_\_



MONTHLY REPORT OF DISBURSEMENTS  
For the month of November 2023


Department : Other Executive Offices (OEOs)  
Agency/Entity : National Library of the Philippines  
Operating Unit : < not applicable >  
Organization Code (UAOS) : 26 019 000000  
Fund Cluster : 01 - Regular Agency Fund


Particulars	Current Year Budget					Prior Year's Accounts Payable					Current Year's Accounts Payable					TOTAL	SUB-TOTAL	Trust Liabilities					Grand Total					Remarks	
	PS	MOOE	FltEx	CO	TOTAL	PS	MOOE	FltEx	CO	Sub-Total	PS	MOOE	FltEx	CO	Sub-Total			TOTAL	SUB-TOTAL	PS	MOOE	CO	TOTAL	PS	MOOE	FltEx	CO		TOTAL
CASH DISBURSEMENTS	12,883,557.66	10,683,339.20	0.00	5,009,894.26	28,576,591.14	0.00	2,997,288.18	0.00	0.00	2,997,288.18	0.00	0.00	0.00	0.00	0.00	2,997,288.18	31,573,879.32	0.00	0.00	0.00	0.00	12,883,557.66	13,680,627.38	0.00	0.00	5,009,894.26	31,573,879.32		
Notice of Cash Allocation (NCA)	12,883,557.66	10,683,339.20	0.00	5,009,894.26	28,576,591.14	0.00	2,997,288.18	0.00	0.00	2,997,288.18	0.00	0.00	0.00	0.00	0.00	2,997,288.18	31,573,879.32	0.00	0.00	0.00	0.00	12,883,557.66	13,680,627.38	0.00	0.00	5,009,894.26	31,573,879.32		
MDS Checks Issued	0.00	0.00	0.00	0.00	0.00	0.00	0.00	0.00	0.00	0.00	0.00	0.00	0.00	0.00	0.00	0.00	0.00	0.00	0.00	0.00	0.00	0.00	0.00	0.00	0.00	0.00	0.00	0.00	
Advice to Debit Account	12,883,557.66	10,683,339.20	0.00	5,009,894.26	28,576,591.14	0.00	2,997,288.18	0.00	0.00	2,997,288.18	0.00	0.00	0.00	0.00	0.00	2,997,288.18	31,573,879.32	0.00	0.00	0.00	0.00	12,883,557.66	13,680,627.38	0.00	0.00	5,009,894.26	31,573,879.32		
Notice of Transfer Allocations (NTA)	0.00	0.00	0.00	0.00	0.00	0.00	0.00	0.00	0.00	0.00	0.00	0.00	0.00	0.00	0.00	0.00	0.00	0.00	0.00	0.00	0.00	0.00	0.00	0.00	0.00	0.00	0.00	0.00	
MDS Checks Issued	0.00	0.00	0.00	0.00	0.00	0.00	0.00	0.00	0.00	0.00	0.00	0.00	0.00	0.00	0.00	0.00	0.00	0.00	0.00	0.00	0.00	0.00	0.00	0.00	0.00	0.00	0.00	0.00	
Advice to Debit Account	0.00	0.00	0.00	0.00	0.00	0.00	0.00	0.00	0.00	0.00	0.00	0.00	0.00	0.00	0.00	0.00	0.00	0.00	0.00	0.00	0.00	0.00	0.00	0.00	0.00	0.00	0.00	0.00	
Working Fund for FA's	0.00	0.00	0.00	0.00	0.00	0.00	0.00	0.00	0.00	0.00	0.00	0.00	0.00	0.00	0.00	0.00	0.00	0.00	0.00	0.00	0.00	0.00	0.00	0.00	0.00	0.00	0.00	0.00	
Cash Disbursement Coding (CDC)	0.00	0.00	0.00	0.00	0.00	0.00	0.00	0.00	0.00	0.00	0.00	0.00	0.00	0.00	0.00	0.00	0.00	0.00	0.00	0.00	0.00	0.00	0.00	0.00	0.00	0.00	0.00	0.00	
TOTAL CASH DISBURSEMENTS	12,883,557.66	10,683,339.20	0.00	5,009,894.26	28,576,591.14	0.00	2,997,288.18	0.00	0.00	2,997,288.18	0.00	0.00	0.00	0.00	0.00	2,997,288.18	31,573,879.32	0.00	0.00	0.00	0.00	12,883,557.66	13,680,627.38	0.00	0.00	5,009,894.26	31,573,879.32		
NON-CASH DISBURSEMENTS	450,292.80	1,836,835.44	0.00	0.00	2,287,128.24	0.00	0.00	0.00	0.00	0.00	0.00	0.00	0.00	0.00	0.00	0.00	2,287,128.24	0.00	0.00	0.00	0.00	450,292.80	1,836,835.44	0.00	0.00	0.00	2,287,128.24		
Tax Remittance Advice Issued (TRA)	450,292.80	1,836,835.44	0.00	0.00	2,287,128.24	0.00	0.00	0.00	0.00	0.00	0.00	0.00	0.00	0.00	0.00	0.00	0.00	0.00	0.00	0.00	0.00	450,292.80	1,836,835.44	0.00	0.00	0.00	2,287,128.24		
Non-Cash Assurances (NCAA)	0.00	0.00	0.00	0.00	0.00	0.00	0.00	0.00	0.00	0.00	0.00	0.00	0.00	0.00	0.00	0.00	0.00	0.00	0.00	0.00	0.00	0.00	0.00	0.00	0.00	0.00	0.00	0.00	
Disbursements effected through outright deductions from claims (lease liability, personal benefits)	0.00	0.00	0.00	0.00	0.00	0.00	0.00	0.00	0.00	0.00	0.00	0.00	0.00	0.00	0.00	0.00	0.00	0.00	0.00	0.00	0.00	0.00	0.00	0.00	0.00	0.00	0.00	0.00	
Restitution for loss of government property	0.00	0.00	0.00	0.00	0.00	0.00	0.00	0.00	0.00	0.00	0.00	0.00	0.00	0.00	0.00	0.00	0.00	0.00	0.00	0.00	0.00	0.00	0.00	0.00	0.00	0.00	0.00	0.00	
Liquidated damages and similar items	0.00	0.00	0.00	0.00	0.00	0.00	0.00	0.00	0.00	0.00	0.00	0.00	0.00	0.00	0.00	0.00	0.00	0.00	0.00	0.00	0.00	0.00	0.00	0.00	0.00	0.00	0.00	0.00	
Others (TF, BT, Documentary Stamp Tax, etc.)	0.00	0.00	0.00	0.00	0.00	0.00	0.00	0.00	0.00	0.00	0.00	0.00	0.00	0.00	0.00	0.00	0.00	0.00	0.00	0.00	0.00	0.00	0.00	0.00	0.00	0.00	0.00	0.00	
TOTAL NON-CASH DISBURSEMENTS	450,292.80	1,836,835.44	0.00	0.00	2,287,128.24	0.00	0.00	0.00	0.00	0.00	0.00	0.00	0.00	0.00	0.00	0.00	2,287,128.24	0.00	0.00	0.00	0.00	450,292.80	1,836,835.44	0.00	0.00	0.00	2,287,128.24		
GRAND TOTAL	13,333,850.46	12,520,174.64	0.00	5,009,894.26	30,863,719.38	0.00	2,997,288.18	0.00	0.00	2,997,288.18	0.00	0.00	0.00	0.00	0.00	2,997,288.18	33,861,007.56	0.00	0.00	0.00	0.00	13,333,850.46	15,517,462.82	0.00	0.00	5,009,894.26	33,861,007.56		


SUMMARY

Particulars	Previous Report	This Month	As at Date
(1)	(2)	(3)	(4)
Total Disbursement Authorities Received	211,072,824.31	37,316,128.24	248,388,952.55
NCA	202,352,000.00	36,029,000.00	237,381,000.00
NTA	0.00	0.00	0.00
Working Fund	0.00	0.00	0.00
TRA	8,720,824.31	2,287,128.24	11,007,952.55
CDC	0.00	0.00	0.00
NCAA	0.00	0.00	0.00
Less: Notice of Transfer of Allocations (NTA) Issued	0.00	0.00	0.00
Total Disbursement Authorities Available	211,072,824.31	37,316,128.24	248,388,952.55
Less:	0.00	0.00	0.00
Lapsed NCA	14,142,065.70	0.00	14,142,065.70
Disbursements	196,879,258.55	33,861,007.56	230,740,266.11
Less: Other Non-Cash Disbursements	0.00	0.00	0.00
Disbursements effected through outright deductions from claims (lease liability, personal benefits)	0.00	0.00	0.00
Restitution for loss of government property	0.00	0.00	0.00
Liquidated damages and similar items	0.00	0.00	0.00
Others (e.g. TF, BT, Docx Stamp, etc.)	0.00	0.00	0.00
Adj/Less: Adjustments (e.g. cancelled/voided checks)	0.00	0.00	0.00
Balance of Disbursement Authorities as at date	251,499.86	3,455,120.68	3,706,620.34
Total Disbursements Program	202,352,000.00	36,029,000.00	237,381,000.00
Less: Actual Disbursements	187,208,434.64	31,773,879.32	218,982,313.96
(Over)/Under spending	14,263,565.36	3,455,120.68	17,718,686.04

Note: - The use of NTA is discontinued  
Note: - Amounts should tally with the grand total disbursement (column 17).

Certified Correct  
  
 Marilou V. Guando  
 Accountant III

  
 Fa S. Basagr  
 Chief Administrative Officer

  
 Cesar Gilbert G. Salazar  
 Agency Head