

APR 16 2010

DepEd O R D E R
No. **33**, s. 2010

CY 2010 SCHOOL FURNITURE PROCUREMENT PROGRAM

To: DepEd ARMM Regional Secretary
Regional Directors
Schools Division/City Superintendents


1. In line with the thrust of the Department to provide school facilities to improve quality education, the Physical Facilities and Schools Engineering Division (PFSED) has developed the implementing guidelines on CY 2010 School Furniture Procurement Program (SFPP).
2. The appropriation for the CY 2010 School Furniture Procurement Program has been set at Eight Hundred Seventy Six Million Seven Hundred Forty Seven Thousand Pesos (PhP876,747,000.00). The allocation shall be distributed in accordance with the implementing guidelines under the Republic Act No. 7880 otherwise known as the "Roxas Law".
3. All procurement shall be in accordance with the provisions of R.A. No. 9184 and its Revised Implementing Rules and Regulations.
4. In identifying recipient schools, priority shall be given to schools, which are also recipients of the CY 2010 School Building Program implemented by the DPWH, DepEd and other fund sources. Schools, which fall under the Gold, Orange, Red and Black Zones as a result of the latest Classroom Seats Analysis of the Basic Education Information System (BEIS) shall also be prioritized. Field offices shall allocate amount based on the actual needs provided that the total allocation does not exceed the budgetary ceiling for each legislative district of the division. For the Guidelines on the Implementation of the CY 2010 School Furniture Procurement Program see Enclosure No. 1, and Enclosure No. 2 for the summary of regional allocation.
5. The priority list of schools duly approved by the Schools/City Division Superintendent shall be prepared by the Division Coordinator of Physical Facilities in coordination with the Division Planning Officer. Enclosure No. 3 contains the Standard Designs of School Furniture. See Enclosure No. 4 for the Regional Cost Estimates of DepEd School Furniture, and Enclosure No. 5 for the List of Recipient Schools Form.
6. The priority lists of schools shall be submitted to the PFSED at the 4th Floor Bonifacio Bldg.; DepEd Complex, Meralco Avenue, Pasig City at telefax nos.: (02) 633-72-63/638-41-08/638-71-10; e-mail address: pfsed_010305@yahoo.com, following the format in Enclosure No. 5.



7. Pursuant to the Government Procurement Policy Board (GPPB) Circular No. 01-2009 dated January 20, 2009, the procuring entity may undertake the procurement activities up to the preparation of the Resolution to Award even without the Sub-Allotment Release Order (SARO). No Notice of Award shall be issued without the release of the SARO.

8. The concerned divisions may only request for the release of SARO upon submission of the required List of Recipient Schools for the 75%, 15% and 10% allocation and their status of the CY 2009 School Furniture Procurement Program not later than April 30, 2010.

9. Immediate dissemination of and compliance with this Order is directed.


RAMON C. BACANI
Undersecretary
Officer-in-Charge

Reference:

DepEd Order: Nos. 43 and 61, s. 2009
To be indicted in the Perpetual Index
under the following subjects:

PROCUREMENT
PROGRAMS
SCHOOL BUILDING

R: Sally: cy 2010 school furniture procurement prog.
April 5, 2010

GUIDELINES FOR THE IMPLEMENTATION OF THE CY 2010 SCHOOL FURNITURE PROCUREMENT PROGRAM

a. Manner of Allocation

The lumpsum appropriation for the CY 2010 School Furniture Procurement Program shall be equitably distributed to all legislative districts in accordance with Republic Act No. 7880 otherwise known as the "Roxas Law". The budget shall be used for the procurement of any of the listed school furniture following the guidelines hereof and for its administrative and monitoring purposes:

- a. Elementary Table and Chairs
- b. Elementary and Secondary Armchairs
- c. Teacher's Table and Chair
- d. Science Laboratory Table and Stools
- e. Workbenches (for Industrial Arts)
- f. Library Table and Chairs

The budget shall be distributed in the following manner:

- a. The seventy five percent (75%) of the nationwide budget shall be allocated for the procurement of school furniture from manufacturers/suppliers and/or from cooperatives. This budget shall be allocated to the Division Offices.
- b. The fifteen percent (15%) of the nationwide budget shall be allocated to the Regional Offices. The budget shall be use by the Regional Offices to procure school furniture only from cooperatives engaged in the manufacturing and fabrication of school furniture.
- c. The ten percent (10%) of the nationwide budget shall be retained at the Central Office for its procurement of school furniture from cooperatives formed by Persons With Disability (PWD).

In cases where the Division Office fails to implement the previous budget (i.e. budget lapsed, D.O.s with outstanding procurement legal issues/cases), the 75% budget allocation for its current school furniture procurement program shall be released to the regional office. The regional office shall then implement the procurement of the school furniture requirement of the division.

If the regional office fails to implement the previous budget (i.e. budget lapsed, R.Os with outstanding procurement legal issues/cases), the 15% budget allocation for its current school furniture procurement program

shall not be released. The Central Office shall then implement the 15% budget allocation of the concerned region intended for cooperatives.

b. Identification of Recipient Schools

1. First priority shall be given to schools which are recipients of new academic classrooms under the CY 2010 School Building Program implemented by the DPWH, DepED and other funding sources.
2. Second priority should be accorded to schools with high shortage of classroom seats. The result of the Furniture Analysis in the latest Basic Education Information System (BEIS) shall be used as basis in determining classroom furniture needs. Preference shall be given to schools belonging to black, red, orange and gold zones.
3. The Division Physical Facilities Coordinator in coordination with the Division Planning Officer shall prepare the list of recipient schools for the 75%, 15% and 10% budget allocation to be approved by the Schools Division Superintendent. The list of recipient schools shall be submitted to the Physical Facilities and Schools Engineering Division copy furnished the Regional Office.
4. The priority list for the 10% National Reserved Fund, implemented by the Central Office, shall be allocated to schools needing immediate assistance such as burned school furniture, those damaged by typhoons and other calamities and other priorities of the Office of the Secretary.

c. Release of Funds

The funds allotted for the regional and division offices shall be release through the issuance of Sub-Allotment Release Order (SARO). The SARO for the concerned regional and division office shall be requested for release upon submission of the Division of the following to the Physical Facilities Schools Engineering Division (PFSED):

1. Complete list of recipient schools for the 75%, 15% and 10% allocation for CY 2010 and;
2. Status of the CY 2009 School Furniture Procurement Program of the region/division.

d. Quantity and Type of School Furniture

- a. The Division Office shall determine the quantity and type of school furniture to be procured for the 75%, 15% and 10% budget

allocation. However, for economy of scale, the only type of school furniture to be procured under the 15% and 10% allocations for cooperatives shall be elementary and secondary armchairs and teacher's table and chairs.

- b. The minimum number of elementary table & chairs and armchairs to be allocated per school/classroom shall be 23 sets and 45 units respectively.
- c. For every 23 sets of elementary table and chairs and/or 45 units of armchairs allotted for each targeted classroom/school, one set of teacher's table and chair shall be provided.
- d. The Division may also purchase science laboratory table and stools for secondary schools and workbenches for elementary and secondary schools but not to exceed 50% of the division budget allocation. A minimum number of 8 science laboratory tables and 48 stools shall be provided for a standard science laboratory classroom (7m x 18 m dimensions) and 6 workbenches shall be provided for a standard industrial art/workshop room.
- e. The Division may opt to purchase additional teacher's table and chair and library tables and chairs but not to exceed 20% of the total allocation of the Division and the needs for student school furniture will not be compromised.

e. Designs and Specifications

1. The school furniture shall be manufactured in accordance with the DepED standard designs and specifications
2. The materials to be used in the procurement of school furniture shall be determined by the Procuring Entity.
3. All school furniture should have the following markings:

"DepED Project
CY 2010 SFPP
Name of Supplier"

4. To identify the procuring units the color of the markings shall be as follows:

Division Office – Green
Regional Office – Blue
Central Office - White

5. The standard designs of Furniture are attached as Annex C.

c. Standard Cost of School Furniture

The regionalized costing of school furniture is found in Annex D. The regionalized costing shall be the basis of the Division Offices in computing for the total number of school furniture to be procured given the budget allocation in Annex B.

d. Procurement Method

1. Procurement shall be in accordance with Republic Act No. 9184 otherwise known as the Government Procurement Reform Act and its Revised Implementing Rules and Regulations. The Central/Regional/Division Offices shall ensure transparency in all procurement processes. Advertisement in the national newspaper and posting in the PhilGEPS shall be strictly observed.
2. The seventy five percent (75%) budget allocation shall be procured by the Division Bids and Awards Committee from eligible manufacturers, suppliers or cooperatives through competitive public bidding and/or be contracted to arts and trade schools and other similar government technical/vocational schools which have the manufacturing capacity through negotiated procurement following provisions of R.A. 9184. The Division BAC shall invite arts and trade school and other similar government technical/vocational schools if they are interested to supply and deliver the school furniture requirement of the division. The BAC shall evaluate the technical capability and the production capacity of the interested school which will be the basis for the contract amount.
3. The fifteen percent (15%) budget allocation shall be used by the Regional Bids and Awards Committee for the purchase of school furniture manufactured and fabricated by cooperatives following provisions of R.A. 9184.
4. The ten percent (10%) budget allocation earmarked for cooperatives of Persons With Disability (PWD) shall be procured only from cooperatives of PWDs engaged in the manufacture and fabrication of school furniture following RA 9184.
5. The allocation for the ten percent (10%) National Reserved Fund shall be procured by the Central Office through competitive bidding following provisions of R.A. 9184. Eligible manufacturers, suppliers and cooperatives may participate in the conduct of the bidding.

6. The PFSED shall assist the Central, Regional and Division Bids and Awards Committee in the bidding process as one of the members of the Technical Working Group. The representatives from PFSED shall be composed of the following:
 - a. Representative from Planning Design Unit - Central Office procured projects
 - b. Area Manager/Regional Lead Engineers - Regional Office procured projects
 - c. DepED Project Engineers - Division Office procured projects

e. Contract Monitoring and Implementation

1. At the Division Level

- a. The Division Office through the Supply Office shall facilitate the contract implementation for the 75% allocation and shall have the following responsibilities:
 - a.1. Prepares the contract and all necessary documents/attachments.
 - a.2. Facilitates the creation of the School Inspection Committee.
 - a.3. Prepares the Inspection and Acceptance Report Form to be signed by the School Inspection Committee and School Property Custodian.
 - a.4. Inform recipient schools of the schedule of deliveries.
 - a.5. Prepare/Review documents for billings as requested by the supplier/contractor.
 - a.6. Assists the PFSED and Regional Office personnel in the conduct of inspection/monitoring.
 - a.7. Submit to the Central Office (PFSED) and Regional Office copy furnished the Division Physical Facilities Coordinator the following reports:
 - a.7.1 Report on Awarded Contracts showing the name of the winning contractor/s, contract amount, start of contract period, date of contract completion and items and quantity to be delivered upon perfection of the contract.
 - a.7.2 Report of 100% Completion of Delivery
- b. The delivery of school furniture shall be on a door-to-door basis.

- c. A Division Inspectorate Team, to be headed by the Division Physical Facilities Coordinator with two members (DepED Project Engineer and Supply Office Staff), shall be created by Schools Division Superintendent and shall have the following functions:
 - c.1. Conduct Pre-Delivery Inspection of the School Furniture procured by the Division Office prior to delivery to recipient schools to determine its compliance with the technical specifications.
 - c.2. Conduct Post-Delivery Inspection of School Furniture at recipient schools prior to issuance of the Certificate of Final Acceptance.
 - c.3. Prepares Inspection Report and recommends payments/non-payments of the supplier/contractor.
- d. The School Inspection Committee shall be composed of two (2) school personnel and one (1) representative from the Non-Government Organization (NGO), like the Parents-Teachers Community Association (PTCA) and shall have the following functions:
 - d.1 Inspect the furniture delivered to the school and ensure compliance with the required technical specifications.
 - d.2 Reject furniture that are not in accordance with the technical specifications.
 - d.3 Sign in the Inspection and Acceptance Report (IAR).
- e. The School Property Custodian shall accept the delivery of furniture if found in accordance with the technical specifications and issue the IAR. A Delivery Report together with the copy of IAR and delivery receipt shall be forwarded to the Division Office for proper booking and inventory.
- f. The PFSED and the Regional Office shall monitor the implementation of the School Furniture Procurement Program of the Division.
- e. An amount not to exceed two percent (2%) of the division budgetary allocation for the CY 2010 School Furniture Procurement Program (SFPP) may be utilized for administrative and monitoring purposes.

2. At the Regional Office

- a. The Regional Office through Supply Office shall facilitate the contract implementation for the 15% allocation for cooperatives and shall have the following responsibilities:
 - a.1. Prepares the contract and all necessary documents.
 - a.2. Prepares the Inspection and Acceptance Report Form.
 - a.3. Inform the Division Office of the schedule of deliveries.
 - a.4. Prepare/review documents for billing/s as requested by the supplier/contractor.
 - a.5. Assist the PFSED personnel in the conduct of inspection/monitoring.
 - a.6. Submit to the Central Office (PFSED) copy furnished the Regional Physical Facilities Coordinator the following reports:
 - a.6.1 Report on Awarded Contracts showing the name of the winning contractor/s, contract amount, start of contract period, date of contract completion and items and quantity to be delivered upon perfection of the contract.
 - a.6.2 Report of 100% Completion of Delivery
- b. The delivery of the school furniture shall be on a door-to-door basis.
- c. The Regional Inspectorate Team, to be headed by the Regional Physical Facilities Coordinator with two members (PFSED Regional Lead Engineer and Supply Office Staff), shall be created by the Regional Director and shall have the following functions:
 - c.1. Conduct of Pre-Delivery Inspection of the School Furniture prior to delivery to determine compliance with the technical specifications.
 - c.2. Conduct Post-Delivery Inspection of School Furniture at recipient schools prior to issuance of the Certificate of Final Acceptance.
 - c.3. Prepares Inspection Report and recommends payments/non-payments to the supplier/contractor.
- d. The School Inspection Committee shall be composed of two (2) school personnel and one (1) representative from the Non-Government Organization (NGO), like the Parents Teachers

Community Association (PTCA) and shall have the following functions:

- d.1 Inspect the furniture delivered to the school and ensure compliance with the required technical specifications.
 - d.2 Reject furniture that are not in accordance with the technical specifications.
 - d.3 Sign in the Inspection and Acceptance Report (IAR).
- e. The School Property Custodian shall accept the delivery of furniture if found in accordance with the technical specifications and issue the IAR. A Delivery Report together with the copy of IAR and delivery receipt shall be forwarded to the Division Office for proper booking and inventory
- f. The Physical Facilities and Schools Engineering Division shall monitor the implementation of the school furniture procurement program of the region.
- g. An amount not to exceed two percent (2%) of the regional budgetary allocation for the CY 2010 School Furniture Procurement Program (SFPP) may be utilized for administrative and monitoring purposes.

3. At the Central Office

- a. The Physical Facilities and Schools Engineering Division of the Office of Planning Service shall facilitate the contract implementation of the 10% budget allocation for cooperatives formed by persons with disabilities and the 10% National Reserve and shall have the following functions:
- a.1. Facilitates the preparation of the contract.
 - a.2. Prepares the Inspection and Acceptance Report Form.
 - a.3. Inform Regional and Division Offices of the deliveries to be made within the region/division.
 - a.4. Prepare/review documents for billing/s as submitted by the suppliers.
 - a.5 Assists in the conduct of pre and post-delivery inspection of delivered school furniture.
 - a.6 Facilitate the issuance of the Certificate of Final Acceptance.
 - a.7 Monitors the conduct of procurement and contract implementation of the Regional/Division Offices.

- b. The Central Office Inspectorate Team shall be composed of personnel from PFSED, Accounting and Property Division to conduct a pre-delivery inspection of the school furniture prior to delivery to ensure compliance with the technical specifications. The PFSED Regional Lead Engineer and/or the Area Managers may join the Inspectorate Team in the conduct of pre-delivery inspection.
- c. The School Inspection Committee shall be composed of two (2) school personnel and one (1) representative from the Non-Government Organization (NGO), like the Parents Teachers Community Association (PTCA) and shall have the following functions:
 - c.1 Inspect the furniture delivered to the school and ensure compliance with the required technical specifications.
 - c.2 Reject furniture that are not in accordance with the technical specifications.
 - c.3 Sign in the Inspection and Acceptance Report (IAR).
- d. The School Property Custodian shall accept the delivery of furniture if found in accordance with the technical specifications and issue the IAR. A Delivery Report together with the copy of IAR and delivery receipt shall be forwarded to the Division Office for proper booking and inventory.
- e. A Certificate of Final Acceptance shall be issued by the Procuring Entity after the expiration of the warranty period.
- f. An amount not to exceed two percent (2%) of the 10% allocation for cooperatives formed by Persons With Disability and the 10% National Reserve funds of the CY 2009 School Furniture Procurement Program (SFPP) may be utilized for administrative and monitoring purposes.

h. Utilization of the Monitoring Fund

- a. The administrative and monitoring fund shall be release to the implementing units.
- b. Monitoring funds maybe used by the Bids and Awards Committee, BAC Secretariat, Technical Working Group, Inspectorate Teams and the Head of the Procuring Entity for the conduct of the following activities:
 - b.1 Meetings related to procurement of school furniture.

- b.2 Bid Evaluation, Post-Qualification activities and other jury duty activities of the BAC, BAC Secretariat and TWG
- b.3 Monitoring activities of Inspectorate Teams

i. Mode of Payment

Progress payments shall be allowed to the supplier for every accomplishment not lower than 25% of the contract amount or regional requirement. Retention money shall be deducted for every progress payment to the supplier. The retention money shall not be more than 10% of the contract amount to be release after the issuance of the Certificate of Final Acceptance by the Procuring Entity.

j. Recording of Deliveries

The procedure for recording of delivered school furniture from recipient schools to the Division Office, Regional Office up to the Central Office shall follow the provisions of DepEd Order No. 45, s 2006 entitled *"Guidelines on Delivery, Inspection and Acceptance and Recording of all Properties Procured by DepED Central Office and DBM Procurement Service"*

DEPARTMENT OF EDUCATION
ALLOCATION OF SCHOOL FURNITURE FOR FY 2010 BUDGET

ENCLOSURE NO. 2

REGION	TOTAL ALLOCATION	DIVISION OFFICE ALLOCATION			REGIONAL OFFICE ALLOCATION			CENTRAL OFFICE ALLOCATION		
		75% Fund	Project Cost	25% Monitoring Fund	15% Fund	Project Cost	25% Monitoring Fund	10% Fund	Project Cost	25% Monitoring Fund
NATIONAL	876,747,000	591,804,225	579,966,141	11,836,085	118,360,843	115,993,628	2,367,217	166,581,930	163,250,291	3,331,639
NATIONWIDE RESERVES FUND	87,674,700							87,674,700		
TOTAL ALLOCATION FOR PWD's	78,907,230							78,907,230		
LOCAL REGION I	46,359,379	34,769,534	34,074,144	695,391	6,953,907	6,814,829	139,078	4,635,938	4,543,219	92,719
ILOCOS NORIE	7,093,009	5,319,756	5,213,361	106,395	1,063,951	1,042,672	21,279	709,301	695,115	14,186
1ST DISTRICT (with Laoag City)	3,878,870	2,909,152	2,850,969	58,183	581,830	570,194	11,637	387,887	380,129	7,758
The Rest of the 1ST DISTRICT	2,610,642	1,957,981	1,918,822	39,160	391,596	383,764	7,832	261,064	255,843	5,221
LAOAG CITY	1,268,228	951,171	932,148	19,023	190,234	186,430	3,805	126,823	124,286	2,536
2ND DISTRICT	3,214,139	2,410,604	2,362,392	48,212	482,121	472,478	9,642	321,414	314,986	6,428
ILOCOS SUR	7,832,994	5,874,745	5,757,250	117,495	1,174,949	1,151,450	23,499	783,299	767,633	15,666
1ST DISTRICT (with Vigan City)	3,357,550	2,518,162	2,467,799	50,363	503,632	493,560	10,073	335,755	329,040	6,715
The Rest of the 1ST DISTRICT	2,828,199	2,121,149	2,078,726	42,423	424,230	415,745	8,485	282,820	277,163	5,656
VIGAN CITY	529,351	397,013	389,073	7,940	79,403	77,815	1,588	52,935	51,876	1,059
2ND DISTRICT (with Candon City)	4,475,444	3,356,583	3,289,451	67,132	671,317	657,890	13,426	447,544	438,593	8,951
The Rest of the 2ND DISTRICT	3,972,366	2,979,274	2,919,689	59,585	595,855	583,938	11,917	397,237	389,292	7,945
CANDON CITY	503,078	377,309	369,763	7,546	75,462	73,953	1,509	50,308	49,302	1,006
LA UNION	6,747,528	5,060,646	4,959,433	101,213	1,012,129	991,887	20,243	674,753	661,258	13,495
1ST DISTRICT (with San Fernando City)	3,178,073	2,383,554	2,335,883	47,671	476,711	467,177	9,534	317,807	311,451	6,356
The Rest of the 1ST DISTRICT	2,352,663	1,764,497	1,729,207	35,290	352,899	345,841	7,058	235,266	230,561	4,705
SAN FERNANDO CITY	825,410	619,057	606,676	12,381	123,811	121,335	2,476	82,541	80,890	1,651
2ND DISTRICT	3,569,456	2,677,092	2,623,550	53,542	535,418	524,710	10,708	356,946	349,807	7,139
PANGASINAN I	12,925,220	9,693,915	9,500,037	193,878	1,938,783	1,900,007	38,776	1,292,522	1,266,672	25,850
1ST DISTRICT (with Alaminos City)	3,461,837	2,596,378	2,544,450	51,928	519,276	508,890	10,386	346,184	339,260	6,924
The Rest of the 1ST DISTRICT	2,914,278	2,185,708	2,141,994	43,714	437,142	428,399	8,743	291,428	285,599	5,829
ALAMINOS CITY	547,559	410,669	402,456	8,213	82,134	80,491	1,643	54,756	53,661	1,095
2ND DISTRICT	4,106,001	3,079,501	3,017,911	61,590	615,900	603,582	12,318	410,600	402,388	8,212
3RD DISTRICT (with San Carlos City)	5,357,382	4,018,037	3,937,676	80,361	803,607	787,535	16,072	535,738	525,023	10,715
The Rest of the 3RD DISTRICT	3,696,689	2,772,517	2,717,067	55,450	554,503	543,413	11,090	369,669	362,276	7,393
SAN CARLOS CITY	1,660,693	1,245,520	1,220,609	24,910	249,104	244,122	4,982	166,069	162,748	3,321
PANGASINAN II	11,760,628	8,820,471	8,644,062	176,409	1,764,094	1,728,812	35,282	1,176,063	1,152,542	23,521
4TH DISTRICT (with Dagupan City)	3,312,974	2,484,731	2,435,036	49,695	496,946	487,007	9,939	331,297	324,671	6,626
The Rest of the 4TH DISTRICT	1,982,585	1,486,939	1,457,200	29,739	297,388	291,440	5,948	198,259	194,293	3,965
DAGUPAN CITY	1,330,389	997,792	977,836	19,956	199,558	195,567	3,991	133,039	130,378	2,661
5TH DISTRICT (with Urdaneta City)	4,441,065	3,330,799	3,264,183	66,616	666,160	652,837	13,323	444,107	435,224	8,882
The Rest of the 5TH DISTRICT	2,967,651	2,225,738	2,181,224	44,515	445,148	436,245	8,903	296,765	290,830	5,935
URDANETA CITY	1,473,414	1,105,061	1,082,959	22,101	221,012	216,592	4,420	147,341	144,395	2,947
6TH DISTRICT	4,006,589	3,004,942	2,944,843	60,099	600,988	588,969	12,020	400,659	392,646	8,013
LOCAL REGION II	38,605,211	28,953,908	28,374,830	579,078	5,796,782	5,674,966	115,816	3,860,521	3,783,311	77,210
BATAINES (LONE DIST.)	460,694	345,520	338,610	6,910	69,104	67,722	1,382	46,069	45,148	921

DEPARTMENT OF EDUCATION
ALLOCATION OF SCHOOL FURNITURE FOR FY 2010 BUDGET

ENCLOSURE NO. 2

REGION	TOTAL ALLOCATION	DIVISION OFFICE ALLOCATION			REGIONAL OFFICE ALLOCATION			CENTRAL OFFICE ALLOCATION		
		20% Total	Project Cost	20% Monitoring Fund	15% Total	Project Cost	20% Monitoring Fund	10% Total	Project Cost	20% Monitoring Fund
CAGAYAN	13,706,835	10,280,126	10,074,524	205,603	2,056,025	2,014,905	41,121	1,370,684	1,343,270	27,414
1ST DISTRICT	5,032,601	3,774,451	3,698,962	75,489	754,890	739,792	15,098	503,260	493,195	10,065
2ND DISTRICT	4,341,118	3,255,839	3,190,772	65,117	651,168	638,144	13,023	434,112	425,430	8,682
3RD DISTRICT (with Tuguegarao City)	4,333,115	3,249,837	3,184,840	64,997	649,967	636,968	12,999	433,312	424,645	8,666
The Rest of the 3RD DISTRICT	3,356,578	2,517,434	2,467,085	50,349	503,487	493,417	10,070	335,658	328,945	6,713
TUGUEGARAO CITY	976,537	732,403	717,755	14,648	146,481	143,551	2,930	97,654	95,701	1,953
ISABELA	16,501,714	12,376,285	12,128,760	247,526	2,475,257	2,425,752	49,505	1,650,171	1,617,168	33,003
1ST DISTRICT	3,610,018	2,707,513	2,653,363	54,150	541,503	530,673	10,830	361,002	353,782	7,220
2ND DISTRICT	4,324,636	3,243,477	3,178,607	64,870	648,695	635,721	12,974	432,464	423,814	8,649
3RD DISTRICT	4,216,498	3,162,374	3,099,126	63,247	632,475	619,825	12,649	421,650	413,217	8,433
The Rest of the 3RD DISTRICT	3,199,372	2,399,529	2,351,538	47,991	479,906	470,308	9,598	319,937	313,538	6,399
CAUAYAN CITY	1,017,126	762,845	747,588	15,257	152,569	149,518	3,051	101,713	99,678	2,034
4TH DISTRICT	4,350,562	3,262,922	3,197,663	65,258	652,584	639,533	13,052	435,056	426,355	8,701
NUVEVA VIZCAYA (Lone District)	5,351,906	4,013,929	3,933,651	80,279	802,786	786,730	16,056	335,191	324,487	10,704
QUIRINO (Lone District)	2,584,063	1,938,047	1,899,286	38,761	387,609	379,857	7,752	258,406	253,238	5,168
LOI AL RICHONDI	69,304,145	51,978,109	50,938,547	1,019,562	10,195,622	10,187,709	207,912	6,930,415	6,791,806	138,608
AURORA (Lone District)	2,357,280	1,767,960	1,732,601	35,359	353,592	346,520	7,072	235,728	231,013	4,715
BATAAN	4,582,249	3,436,687	3,367,953	68,734	687,337	673,591	13,747	458,225	449,060	9,164
1ST DISTRICT	2,421,810	1,816,357	1,780,030	36,327	363,271	356,006	7,265	242,181	237,337	4,844
2ND DISTRICT (with Balanga City)	2,160,440	1,620,330	1,587,923	32,407	324,066	317,585	6,481	216,044	211,723	4,321
The Rest of the 2ND DISTRICT	1,765,480	1,324,110	1,297,628	26,482	264,822	259,526	5,296	176,548	173,017	3,531
BALANGA CITY	394,959	296,219	290,295	5,924	59,244	58,059	1,185	39,496	38,706	790
BUJACAN	11,601,630	8,701,223	8,527,198	174,024	1,740,245	1,705,440	34,805	1,160,163	1,136,960	23,203
1ST DISTRICT	3,273,108	2,454,831	2,405,734	49,097	490,966	481,147	9,819	327,311	320,765	6,546
The Rest of the 1ST DISTRICT	2,261,247	1,695,935	1,662,017	33,919	339,187	332,403	6,784	226,125	221,602	4,522
MAILOS CITY	1,011,861	758,896	743,718	15,178	151,779	148,744	3,036	101,186	99,162	2,024
2ND DISTRICT	2,765,196	2,073,897	2,032,419	41,478	414,779	406,484	8,296	276,520	270,989	5,530
3RD DISTRICT	2,912,727	2,184,545	2,140,854	43,691	436,909	428,171	8,738	291,273	285,447	5,825
4TH DISTRICT	2,650,599	1,987,949	1,948,190	39,759	397,590	389,638	7,952	265,060	259,759	5,301
SAN JOSE DEL MONTE CITY	3,379,309	2,534,482	2,483,792	50,690	506,896	496,738	10,138	337,931	331,172	6,759
NUVEVA ECJA	14,634,629	10,975,972	10,756,453	219,519	2,195,194	2,151,291	43,904	1,463,463	1,434,194	29,269
1ST DISTRICT	4,276,622	3,207,466	3,143,317	64,149	641,493	628,663	12,830	427,662	419,109	8,553
2ND DISTRICT (with Montuz Science City)	3,186,793	2,390,095	2,342,293	47,802	478,019	468,459	9,560	318,679	312,306	6,374
The Rest of the 2ND DISTRICT	2,707,815	2,030,861	1,990,244	40,617	406,172	398,049	8,123	270,781	265,366	5,416
MUNOZ SCIENCE CITY	478,979	359,234	352,049	7,185	71,847	70,410	1,437	47,898	46,940	958
3RD DISTRICT (with Cabanatuan City)	3,883,548	2,912,661	2,854,408	58,253	582,532	570,882	11,651	388,355	380,588	7,767
The Rest of the 3RD DISTRICT	2,074,206	1,555,654	1,524,541	31,113	311,131	304,908	6,223	207,421	203,272	4,148
CABANATUAN CITY	1,809,343	1,357,007	1,329,867	27,140	271,401	265,973	5,428	180,934	177,316	3,619
4TH DISTRICT (with Gapan City)	3,287,666	2,465,750	2,416,435	49,315	493,150	483,287	9,863	328,767	322,191	6,575
The Rest of the 4TH DISTRICT	2,660,055	1,995,041	1,955,140	39,901	399,008	391,028	7,980	266,005	260,685	5,320
GAPAN CITY	627,611	470,708	461,294	9,414	94,142	92,259	1,883	62,761	61,506	1,255

DEPARTMENT OF EDUCATION
ALLOCATION OF SCHOOL FURNITURE FOR FY 2010 BUDGET

ENCLOSURE NO. 2

REGION	TOTAL ALLOCATION	DIVISION OFFICE ALLOCATION			REGIONAL OFFICE ALLOCATION			CENTRAL OFFICE ALLOCATION		
		75% Total	Project Cost	2% Monitoring Fund	15% Total	Project Cost	2% Monitoring Fund	10% Total	Project Cost	2% Monitoring Fund
PAMPANGA	14,818,738	11,114,054	10,891,773	222,281	2,222,811	2,178,355	44,456	1,481,874	1,452,236	29,637
1ST DISTRICT (with Angeles City)	3,566,572	2,674,929	2,621,430	53,499	534,986	524,286	10,700	356,657	349,524	7,133
The Rest of the 1ST DISTRICT	1,769,672	1,327,254	1,300,709	26,545	265,451	260,142	5,309	176,967	173,428	3,539
ANGELES CITY	1,796,899	1,347,675	1,320,721	26,953	269,535	264,144	5,391	179,690	176,096	3,594
2ND DISTRICT	3,720,328	2,790,246	2,734,441	55,805	558,049	546,888	11,161	372,033	364,592	7,441
3RD DISTRICT (with San Fernando City)	3,743,010	2,807,258	2,751,113	56,145	561,452	550,223	11,229	374,301	366,815	7,486
The Rest of the 3RD DISTRICT	2,340,149	1,755,112	1,720,010	35,102	351,022	344,002	7,020	234,015	229,335	4,680
SAN FERNANDO CITY	1,402,861	1,052,146	1,031,103	21,043	210,429	206,221	4,209	140,286	137,480	2,806
4TH DISTRICT	3,788,829	2,841,621	2,784,789	56,832	566,324	556,958	11,366	378,883	371,305	7,578
TARLAC	11,454,631	8,590,973	8,419,154	171,819	1,718,195	1,683,831	34,364	1,145,463	1,122,554	22,909
1ST DISTRICT	4,355,564	3,266,673	3,201,339	65,333	655,335	640,268	13,067	435,556	426,845	8,711
2ND DISTRICT (with Tarlac City)	3,922,608	2,941,956	2,883,117	58,839	588,391	576,623	11,768	392,261	384,416	7,845
The Rest of the 2ND DISTRICT	1,800,803	1,350,602	1,323,590	27,012	270,120	264,718	5,402	180,080	176,479	3,602
TARLAC CITY	2,121,805	1,591,354	1,559,527	31,827	318,271	311,905	6,365	212,181	207,937	4,244
3RD DISTRICT	3,176,459	2,382,344	2,334,697	47,647	476,469	466,939	9,529	317,646	311,293	6,353
ZAMBALES	6,475,678	4,856,756	4,759,623	97,135	971,352	951,925	19,427	647,568	634,616	12,951
1ST DISTRICT (with Olongapo City)	2,395,030	1,796,273	1,760,347	35,925	359,255	352,069	7,185	239,503	234,713	4,790
The Rest of the 1ST DISTRICT	1,387,853	1,040,899	1,020,072	20,818	208,178	204,014	4,164	138,785	136,010	2,776
OLONGAPO CITY	1,007,177	755,383	740,275	15,108	151,077	146,055	3,022	100,718	98,703	2,014
2ND DISTRICT	4,080,648	3,060,486	2,999,276	61,210	612,097	599,855	12,242	408,065	399,903	8,161
LOCAL REGION IV - A	74,536,280	55,902,210	54,784,165	1,118,044	11,180,442	10,956,833	223,609	7,453,628	7,304,555	149,073
BATANGAS	16,456,114	12,342,086	12,095,244	246,842	2,469,417	2,419,049	49,368	1,645,611	1,612,699	32,912
1ST DISTRICT	3,923,266	2,942,450	2,883,601	58,849	588,490	576,720	11,770	392,327	384,480	7,847
2ND DISTRICT (with Batangas City)	4,220,411	3,165,309	3,102,002	63,306	633,062	620,400	12,661	422,041	413,600	8,441
The Rest of the 2ND DISTRICT	2,105,346	1,579,010	1,547,429	31,580	315,802	309,486	6,316	210,535	206,324	4,211
BATANGAS CITY	2,115,065	1,586,299	1,554,573	31,726	317,260	310,915	6,345	211,507	207,276	4,230
3RD DISTRICT (with Tamarau City)	3,966,150	2,974,612	2,915,120	59,492	594,922	583,024	11,898	396,615	388,683	7,932
The Rest of the 3RD DISTRICT	2,744,405	2,058,304	2,017,138	41,166	411,661	403,428	8,233	274,440	268,982	5,489
TANAUAN CITY	1,221,745	916,309	897,983	18,326	183,262	179,597	3,665	122,175	119,731	2,443
4TH DISTRICT (with Lipa City)	4,346,287	3,259,715	3,194,521	65,194	651,943	638,904	13,039	434,629	425,936	8,693
The Rest of the 4TH DISTRICT	2,843,639	2,132,729	2,090,075	42,655	426,546	418,015	8,531	284,364	278,677	5,687
LIPA CITY	1,502,648	1,126,986	1,104,446	22,540	225,397	220,889	4,508	150,265	147,259	3,005
CAVITE	14,513,122	10,884,842	10,667,145	217,697	2,176,968	2,133,429	43,539	1,451,312	1,422,286	29,026
1ST DISTRICT (with Cavite City)	3,713,516	2,785,137	2,729,434	55,703	557,027	545,887	11,141	371,352	363,925	7,427
The Rest of the 1ST DISTRICT	3,049,600	2,287,200	2,241,456	45,744	457,440	448,291	9,149	304,960	298,861	6,099
CAVITE CITY	663,916	497,937	487,978	9,959	99,587	97,596	1,992	66,392	65,064	1,328
2ND DISTRICT	7,000,076	5,250,057	5,145,056	105,001	1,050,011	1,029,011	21,000	700,008	686,007	14,000
3RD DISTRICT	3,799,530	2,849,647	2,792,655	56,993	569,929	558,531	11,399	379,953	372,354	7,599
LAGUNA	13,934,188	10,450,641	10,241,628	209,013	2,090,128	2,048,326	41,803	1,393,419	1,365,550	27,868
1ST DISTRICT	3,691,646	2,768,734	2,713,360	55,375	553,747	542,672	11,075	369,165	361,781	7,383
The Rest of the 1ST DISTRICT	2,573,880	1,930,410	1,891,801	38,608	386,082	378,360	7,722	257,388	252,240	5,148
STA. ROSA CITY	1,117,766	838,325	821,558	16,766	167,665	164,312	3,353	111,777	109,541	2,236
2ND DISTRICT (with Calamba City)	3,332,343	2,491,757	2,441,922	49,835	498,351	488,384	9,967	332,234	325,590	6,645

DEPARTMENT OF EDUCATION
ALLOCATION OF SCHOOL FURNITURE FOR FY 2010 BUDGET

ENCLOSURE NO. 2

REGION	TOTAL ALLOCATION	DIVISION OFFICE ALLOCATION			REGIONAL OFFICE ALLOCATION			CENTRAL OFFICE ALLOCATION		
		75% Total	Project Cost	2% Monitoring Fund	15% Total	Project Cost	2% Monitoring Fund	10% Total	Project Cost	2% Monitoring Fund
The Rest of the 2ND DISTRICT	1,836,622	1,377,466	1,349,917	27,549	275,493	269,983	5,510	183,662	179,989	3,673
CALAMBA CITY	1,485,721	1,114,291	1,092,005	22,286	222,858	218,401	4,457	148,572	145,601	2,971
3RD DISTRICT (with San Pablo City)	3,012,107	2,259,080	2,213,898	45,182	451,816	442,780	9,036	301,211	295,186	6,024
The Rest of the 3RD DISTRICT	1,534,521	1,150,891	1,127,873	23,018	230,178	225,575	4,604	153,452	150,383	3,069
SAN PABLO CITY	1,477,586	1,108,189	1,086,026	22,164	221,638	217,205	4,433	147,759	144,803	2,955
4TH DISTRICT	3,908,092	2,931,069	2,872,448	58,621	586,214	574,490	11,724	390,809	382,993	7,816
QUEZON	16,868,029	12,651,022	12,398,001	253,020	2,530,204	2,479,600	50,604	1,686,803	1,653,067	33,736
1ST DISTRICT	4,219,618	3,164,714	3,101,419	63,294	632,943	620,284	12,659	421,962	413,523	8,439
2ND DISTRICT (with Lucena City)	3,655,591	2,741,693	2,686,859	54,834	548,339	537,572	10,967	365,559	358,248	7,311
The Rest of the 2ND DISTRICT	2,458,496	1,843,872	1,806,995	36,877	368,774	361,999	7,375	245,850	240,933	4,917
LUCENA CITY	1,197,095	897,821	879,865	17,956	179,564	175,973	3,591	119,709	117,315	2,394
3RD DISTRICT	4,047,731	3,035,798	2,975,082	60,716	607,160	595,016	12,143	404,773	396,678	8,095
4TH DISTRICT	4,945,089	3,708,817	3,634,641	74,176	741,763	726,928	14,835	494,509	484,619	9,890
RIZAL	9,475,803	7,106,852	6,964,715	142,137	1,421,370	1,392,943	28,427	947,580	928,629	18,952
1ST DISTRICT	4,784,726	3,588,545	3,516,774	71,771	717,709	703,355	14,354	478,473	468,903	9,569
2ND DISTRICT	4,691,077	3,518,308	3,447,942	70,366	703,662	689,588	14,073	469,108	459,726	9,382
ANTIPOLIO CITY	3,289,023	2,466,767	2,417,432	49,335	493,353	483,486	9,867	328,902	322,324	6,578
1ST DISTRICT	1,628,654	1,221,490	1,197,061	24,430	244,298	239,412	4,886	162,865	159,608	3,257
2ND DISTRICT	1,660,369	1,245,277	1,220,371	24,906	249,055	244,074	4,981	166,037	162,716	3,321
TOTAL REGIONAL	32,651,231	24,488,460	23,988,691	489,769	4,897,692	4,799,738	97,954	3,265,128	3,199,825	65,303
MARINDUQUE (Lone District)	3,314,728	2,486,046	2,436,325	49,721	497,209	487,265	9,944	331,473	324,843	6,629
OCCIDENTAL MINDORO (Lone District)	5,543,614	4,157,710	4,074,556	83,154	831,542	814,911	16,631	554,361	543,274	11,087
ORIENTAL MINDORO	8,779,791	6,584,843	6,453,146	131,697	1,316,969	1,290,629	26,339	877,979	860,420	17,560
1ST DISTRICT (with Calapan City)	4,725,063	3,543,797	3,472,921	70,876	708,759	694,584	14,175	472,506	463,056	9,450
The Rest of the 1ST DISTRICT	3,608,120	2,706,090	2,651,968	54,122	541,218	530,994	10,824	360,812	353,596	7,216
CALAPAN CITY	1,116,943	837,707	820,953	16,754	167,541	164,191	3,351	111,694	109,460	2,234
2ND DISTRICT	4,054,728	3,041,046	2,980,225	60,821	608,209	596,045	12,164	405,473	397,363	8,109
PALAWAN	11,752,967	8,814,725	8,638,431	176,295	1,762,945	1,727,686	35,259	1,175,297	1,151,791	23,506
1ST DISTRICT	5,210,346	3,907,759	3,829,604	78,155	781,552	765,921	15,631	521,035	510,614	10,421
2ND DISTRICT (with Puerto Princesa City)	6,542,621	4,906,966	4,808,826	98,139	981,393	961,765	19,628	654,262	641,177	13,085
The Rest of the 2ND DISTRICT	4,716,234	3,537,175	3,466,432	70,744	707,435	693,286	14,149	471,623	462,191	9,432
PUERTO PRINCESA CITY	1,826,387	1,369,790	1,342,395	27,396	273,958	268,479	5,479	182,639	178,986	3,653
ROMBLON (Lone District)	3,260,182	2,445,136	2,396,233	48,903	489,027	479,247	9,781	326,018	319,498	6,520
TOTAL REGIONAL	62,187,715	46,640,786	45,707,970	932,816	9,328,157	9,141,544	186,563	6,218,771	6,094,396	124,375
AIRRAY	15,463,490	11,597,618	11,365,665	231,952	2,319,524	2,273,133	46,390	1,546,349	1,515,422	30,927
1ST DISTRICT (with Tabaco City)	4,190,553	3,142,915	3,080,056	62,858	628,583	616,011	12,572	419,055	410,674	8,381
The Rest of the 1ST DISTRICT	2,767,653	2,075,740	2,034,225	41,515	415,148	406,845	8,303	276,765	271,230	5,535
TABACO CITY	1,422,899	1,067,175	1,045,831	21,343	213,435	209,166	4,269	142,290	139,444	2,846
2ND DISTRICT (with Legazpi City)	4,981,375	3,736,031	3,661,310	74,721	747,206	732,262	14,944	498,137	488,175	9,963
The Rest of the 2ND DISTRICT	3,161,268	2,370,951	2,323,532	47,419	474,190	464,706	9,484	316,127	309,804	6,323
LEGAZPI CITY	1,820,107	1,365,080	1,337,778	27,302	273,016	267,556	5,460	182,011	178,370	3,640
3RD DISTRICT (with Ligao City)	6,291,563	4,718,672	4,624,299	94,373	943,734	924,860	18,875	629,156	616,573	12,583
The Rest of the 3RD DISTRICT	5,080,963	3,810,722	3,734,508	76,214	762,144	746,902	15,243	508,096	497,934	10,162

DEPARTMENT OF EDUCATION
ALLOCATION OF SCHOOL FURNITURE FOR FY 2010 BUDGET

ENCLOSURE NO. 2

REGION	TOTAL ALLOCATION	DIVISION OFFICE ALLOCATION			REGIONAL OFFICE ALLOCATION			CENTRAL OFFICE ALLOCATION		
		75% Total	Project Cost	2% Monitoring Fund	15% Total	Project Cost	2% Monitoring Fund	10% Total	Project Cost	2% Monitoring Fund
LIGA O CITY	1,210,599	907,949	889,790	18,159	181,590	177,958	3,632	121,060	118,639	2,421
CAMARINES NORIE (Lone District)	4,179,065	3,134,298	3,071,612	62,686	626,860	614,322	12,537	417,906	409,548	8,358
CAMARINES SUR	20,524,615	15,393,461	15,085,592	307,869	3,078,692	3,017,118	61,574	2,052,461	2,011,412	41,049
1ST DISTRICT	5,311,693	3,983,770	3,904,094	79,675	796,754	780,819	15,935	531,169	520,546	10,623
2ND DISTRICT (with Naga City)	4,732,397	3,549,298	3,478,312	70,986	709,860	695,662	14,197	473,240	463,775	9,465
The Rest of the 2ND DISTRICT	3,410,917	2,558,188	2,507,024	51,164	511,638	501,405	10,233	341,092	334,270	6,822
NAGA CITY	1,321,480	991,110	971,288	19,832	198,222	194,258	3,964	132,148	129,505	2,643
3RD DISTRICT	4,927,869	3,695,902	3,621,984	73,918	739,180	724,397	14,784	492,787	482,931	9,856
4TH DISTRICT (with Liga O City)	5,352,656	4,164,492	4,081,202	83,290	832,898	816,240	16,658	555,266	544,160	11,105
The Rest of the 4TH DISTRICT	4,335,503	3,251,627	3,186,595	65,033	650,325	637,319	13,007	433,550	424,879	8,671
IRIGA CITY	1,217,152	912,864	894,607	18,257	182,573	178,921	3,651	121,715	119,281	2,434
CATANDUANES (Lone District)	4,494,935	3,371,201	3,303,777	67,424	674,240	660,755	13,485	449,494	440,504	8,990
MASBATE	8,131,443	6,098,582	5,976,610	121,972	1,219,716	1,195,322	24,394	813,144	796,881	16,263
1ST DISTRICT	1,808,108	1,356,081	1,328,959	27,122	271,216	265,792	5,424	180,811	177,195	3,616
2ND DISTRICT (with Masbate City)	3,517,787	2,638,340	2,585,574	52,767	527,668	517,115	10,553	351,779	344,743	7,036
The Rest of the 2ND DISTRICT	2,637,682	1,978,261	1,938,696	39,565	395,652	387,739	7,913	263,768	258,493	5,275
MASBATE CITY	880,105	660,079	646,877	13,202	132,016	129,375	2,640	88,011	86,280	1,760
3RD DISTRICT	2,805,547	2,104,161	2,062,077	42,083	420,832	412,415	8,417	280,555	274,944	5,611
SORSOGON	9,394,167	7,045,625	6,904,713	140,913	1,409,125	1,380,943	28,183	939,417	920,628	18,788
1ST DISTRICT (with Sorsogon City)	4,877,438	3,658,078	3,584,917	73,162	731,616	716,983	14,632	487,744	477,989	9,755
The Rest of the 1ST DISTRICT	2,971,498	2,228,623	2,184,051	44,572	445,725	436,810	8,914	297,150	291,207	5,943
SORSOGON CITY	1,905,940	1,429,455	1,400,866	28,589	285,891	280,173	5,718	190,594	186,782	3,812
2ND DISTRICT	4,516,729	3,387,547	3,319,796	67,751	677,509	663,959	13,550	451,673	442,639	9,033
TOTAL REGION VI	71,532,614	53,649,460	52,576,471	1,072,989	10,729,892	10,515,294	214,598	7,153,261	7,010,196	143,065
AKLAN (Lone District)	6,310,739	4,733,054	4,638,393	94,661	946,611	927,679	18,932	631,074	618,452	12,621
ANTIQUE (Lone District)	6,077,297	4,557,973	4,466,813	91,159	911,595	893,363	18,232	607,730	595,575	12,155
CABUYAN	7,992,912	5,994,684	5,874,790	119,894	1,198,937	1,174,958	23,979	799,291	783,305	15,986
1ST DISTRICT (with Roxas City)	3,718,132	2,788,599	2,733,827	55,772	557,720	546,565	11,154	371,813	364,377	7,436
The Rest of the 1ST DISTRICT	2,337,028	1,767,771	1,732,416	35,355	353,554	346,483	7,071	235,703	230,989	4,714
ROXAS CITY	1,361,104	1,020,828	1,000,411	20,417	204,166	200,082	4,083	136,110	133,388	2,722
2ND DISTRICT	4,274,780	3,206,085	3,141,964	64,122	641,217	628,393	12,824	427,478	418,928	8,550
ILIOILO	22,405,238	16,803,944	16,467,865	336,079	3,360,789	3,293,573	67,216	2,240,526	2,195,715	44,811
1ST DISTRICT	4,144,781	3,108,586	3,046,414	62,172	621,717	609,283	12,434	414,478	406,189	8,290
2ND DISTRICT	3,692,627	2,769,471	2,714,081	55,389	553,894	542,816	11,078	369,263	361,877	7,385
3RD DISTRICT	5,575,067	4,181,301	4,097,675	83,626	836,260	819,335	16,725	557,507	546,357	11,150
4TH DISTRICT (with Passi City)	4,354,325	3,265,744	3,200,429	65,315	653,149	640,086	13,063	435,432	426,724	8,709
The Rest of the 4TH DISTRICT	3,600,903	2,700,677	2,646,663	54,014	540,135	529,333	10,803	360,090	352,888	7,202
PASSI CITY	753,422	565,067	553,765	11,301	113,013	110,753	2,260	75,342	73,855	1,507
5TH DISTRICT	4,638,457	3,478,843	3,409,266	69,577	695,769	681,853	13,915	463,846	454,569	9,277
NEGROS OCCIDENTAL	21,277,490	15,958,117	15,638,955	319,162	3,191,623	3,127,791	63,832	2,127,749	2,085,194	42,555
1ST DISTRICT (with San Carlos City)	3,486,764	2,613,073	2,562,772	52,301	523,015	512,554	10,460	348,676	341,703	6,974
The Rest of the 1ST DISTRICT	2,352,791	1,764,593	1,729,301	35,292	352,919	345,860	7,058	235,279	230,573	4,706
SAN CARLOS CITY	1,133,974	850,480	833,471	17,010	170,096	166,694	3,402	113,397	111,129	2,268

REGION	TOTAL ALLOCATION	DIVISION OFFICE ALLOCATION			REGIONAL OFFICE ALLOCATION			CENTRAL OFFICE ALLOCATION		
		75% Total	Project Cost	25% Monitoring Fund	15% Total	Project Cost	25% Monitoring Fund	10% Total	Project Cost	25% Monitoring Fund
2ND DISTRICT (with Cádiz City & Sagay City)	2,724,753	2,043,564	2,002,693	40,871	408,713	400,539	8,174	272,475	267,026	5,450
The Rest of the 2ND DISTRICT	392,287	294,216	288,331	5,884	58,843	57,666	1,177	39,229	38,444	785
CADIZ CITY	1,333,581	1,000,186	980,182	20,004	200,037	196,036	4,001	133,358	130,691	2,667
SAGAY CITY	998,884	749,163	734,180	14,983	149,833	146,836	2,997	99,888	97,891	1,998
3RD DISTRICT (with Silay City)	3,771,290	2,828,467	2,771,898	56,569	565,693	554,380	11,314	377,129	369,586	7,543
The Rest of the 3RD DISTRICT	2,684,832	2,013,624	1,973,351	40,272	402,725	394,670	8,054	268,483	263,114	5,370
SILAY CITY	1,086,458	814,844	798,547	16,297	162,969	159,709	3,259	108,646	106,473	2,173
4TH DISTRICT (with Bago & La Carlota City)	3,380,631	2,535,473	2,484,764	50,709	507,095	496,953	10,142	338,063	331,302	6,761
The Rest of the 4TH DISTRICT	1,373,633	1,030,225	1,009,620	20,604	206,045	201,924	4,121	137,363	134,616	2,747
BAGO CITY	1,164,678	873,509	856,038	17,470	174,702	171,208	3,494	116,468	114,138	2,329
LA CARLOTA CITY	842,320	631,740	619,105	12,635	126,348	123,821	2,527	84,232	82,547	1,685
5TH DISTRICT	3,934,556	2,950,917	2,891,899	59,018	590,183	578,380	11,804	393,456	385,586	7,869
6TH DISTRICT (with Kabankalan City)	3,979,496	2,984,622	2,924,929	59,692	596,924	584,986	11,938	397,950	389,991	7,959
The Rest of the 6TH DISTRICT	2,791,377	2,093,533	2,051,662	41,871	418,707	410,332	8,374	279,138	273,555	5,583
KABANKALAN CITY	1,188,119	891,089	873,267	17,822	178,218	174,653	3,564	118,812	116,436	2,376
GUIMARAS (Lone District)	1,545,866	1,159,399	1,136,211	23,188	231,880	227,242	4,638	154,587	151,495	3,092
BACOLOD CITY (Lone District)	3,096,296	2,322,222	2,275,777	46,444	464,444	455,155	9,289	309,630	303,437	6,193
ILOILO CITY (Lone District)	2,826,756	2,120,067	2,077,666	42,401	424,013	415,533	8,480	282,676	277,022	5,654
TOI NI RECHON VI	57,944,909	43,458,681	42,589,508	869,174	8,691,736	8,317,902	173,835	5,794,491	5,678,601	115,890
BOHOL	15,632,899	11,724,674	11,490,181	234,493	2,344,935	2,298,036	46,899	1,563,290	1,532,024	31,266
1ST DISTRICT (with Tagbilaran City)	4,812,046	3,609,034	3,536,853	72,181	721,807	707,371	14,436	481,205	471,580	9,624
The Rest of the 1ST DISTRICT	4,105,654	3,079,240	3,017,656	61,585	615,848	603,331	12,317	410,565	402,354	8,211
TAGBILARAN CITY	706,392	529,794	519,196	10,596	105,959	103,840	2,119	70,639	69,226	1,413
2ND DISTRICT	4,910,425	3,682,819	3,609,163	73,656	736,564	721,833	14,731	491,043	481,222	9,821
3RD DISTRICT	5,910,428	4,432,821	4,344,164	88,656	886,564	868,833	17,731	591,043	579,222	11,821
CEBU	20,446,792	15,335,094	15,028,392	306,792	3,067,019	3,005,678	61,340	2,044,679	2,003,786	40,894
1ST DISTRICT (with Talisay City)	2,653,187	1,989,891	1,950,093	39,798	397,978	390,019	7,960	265,319	260,012	5,306
The Rest of the 1ST DISTRICT	1,778,460	1,333,845	1,307,168	26,677	266,769	261,434	5,335	177,846	174,289	3,557
TALISAY CITY	874,728	656,046	642,925	13,121	131,209	128,585	2,624	87,473	85,723	1,749
2ND DISTRICT	3,747,440	2,810,580	2,754,368	56,212	562,116	550,874	11,242	374,744	367,249	7,495
3RD DISTRICT (with Toledo City)	3,357,697	2,518,273	2,467,908	50,365	503,655	493,582	10,073	335,770	329,054	6,715
The Rest of the 3RD DISTRICT	2,469,448	1,852,086	1,815,044	37,042	370,417	363,009	7,408	246,945	242,006	4,939
TOLEDO CITY	888,250	666,187	652,864	13,324	133,237	130,573	2,665	88,825	87,048	1,776
4TH DISTRICT	2,588,641	1,941,481	1,902,651	38,830	388,296	380,530	7,766	258,864	253,687	5,177
5TH DISTRICT (with Danao City)	3,766,202	2,824,651	2,766,158	56,493	564,930	553,632	11,299	376,620	369,088	7,532
The Rest of the 5TH DISTRICT	2,692,765	2,019,574	1,979,182	40,391	403,915	395,836	8,078	269,277	263,891	5,386
DANA O CITY	1,073,437	805,078	788,976	16,102	161,016	157,795	3,220	107,344	105,197	2,147
6TH DISTRICT (w/ Lapu-Lapu & Mandaue City)	4,333,625	3,250,219	3,183,214	65,004	650,044	637,043	13,001	433,362	424,695	8,667
The Rest of the 6TH DISTRICT	667,270	500,453	490,444	10,009	100,091	98,089	2,002	66,727	65,392	1,335
LAPU-LAPU CITY	2,292,963	1,719,722	1,683,328	34,394	343,944	337,066	6,879	229,296	224,710	4,586
MANDAUE CITY	1,373,392	1,030,044	1,009,443	20,601	206,009	201,889	4,120	137,339	134,592	2,747
CEBU CITY	4,077,935	3,058,451	2,997,282	61,169	611,690	599,456	12,234	407,793	399,638	8,156
1ST DISTRICT	1,884,415	1,413,311	1,385,045	28,266	282,662	277,009	5,653	188,441	184,673	3,769

DEPARTMENT OF EDUCATION
ALLOCATION OF SCHOOL FURNITURE FOR FY 2010 BUDGET

ENCLOSURE NO. 2

REGION	TOTAL ALLOCATION	DIVISION OFFICE ALLOCATION			REGIONAL OFFICE ALLOCATION			CENTRAL OFFICE ALLOCATION		
		75% Total	Project Cost	2% Monitoring Fund	15% Total	Project Cost	2% Monitoring Fund	10% Total	Project Cost	2% Monitoring Fund
2ND DISTRICT	2,193,520	1,645,140	1,612,238	32,903	329,028	322,448	6,581	219,352	214,965	4,387
NEGROS ORIENTAL	9,698,830	7,274,122	7,128,640	145,482	1,454,824	1,425,728	29,096	969,883	950,485	19,398
1ST DISTRICT	2,823,418	2,117,563	2,075,212	42,351	423,513	415,042	8,470	282,342	276,695	5,647
2ND DISTRICT (w/ Bais City, Dumaguete & Tanjay C	3,842,287	2,881,715	2,824,081	57,634	576,343	564,816	11,527	384,229	376,544	7,685
The Rest of the 2ND DISTRICT	1,611,326	1,208,494	1,184,325	24,170	241,699	236,865	4,834	161,133	157,910	3,223
BAIS CITY	926,565	694,924	681,025	13,898	138,985	136,205	2,780	92,656	90,803	1,853
DUMAGUETE CITY	679,654	509,740	499,545	10,195	101,948	99,909	2,039	67,965	66,606	1,359
TANJAY CITY	624,742	468,557	459,186	9,271	93,711	91,837	1,874	62,474	61,225	1,249
3RD DISTRICT (with Bayawan City)	3,033,125	2,274,844	2,229,347	45,497	454,969	445,869	9,099	303,313	297,246	6,066
The Rest of the 3RD DISTRICT	2,232,333	1,674,250	1,640,765	33,485	334,850	328,153	6,697	223,233	218,769	4,465
BAYAWAN CITY	800,793	600,594	588,583	12,012	120,119	117,717	2,402	80,079	78,478	1,602
SIQUJOR (Lone District)	6,271,076	4,703,307	4,609,241	94,066	940,661	921,848	18,813	627,108	614,565	12,542
CARCAR CITY	714,495	535,871	525,154	10,717	107,174	105,031	2,143	71,450	70,021	1,429
BOGO CITY	424,863	318,647	312,274	6,373	63,729	62,455	1,275	42,486	41,637	850
CUHUINGAN CITY	678,019	508,514	498,344	10,170	101,703	99,669	2,034	67,802	66,446	1,356
LOCAL REGION VIII	47,294,673	35,471,005	34,761,585	709,420	7,094,201	6,952,317	141,884	4,729,487	4,634,878	94,589
BIURAN (Lone District)	2,001,582	1,501,187	1,471,163	30,024	300,237	294,233	6,005	200,158	196,155	4,003
LEYTE	17,630,937	13,223,203	12,958,739	264,464	2,644,641	2,591,748	52,893	1,763,094	1,727,832	35,262
1ST DISTRICT (with Tacloban City)	3,363,097	2,522,322	2,471,876	50,446	504,464	494,375	10,089	336,310	329,583	6,726
The Rest of the 1ST DISTRICT	2,290,008	1,717,506	1,683,156	34,350	343,501	336,631	6,870	229,001	224,421	4,580
TACLOBAN CITY	1,073,089	804,817	788,720	16,096	160,963	157,744	3,219	107,309	105,163	2,146
2ND DISTRICT	4,740,091	3,555,069	3,483,967	71,101	711,014	696,793	14,220	474,009	464,529	9,480
3RD DISTRICT	1,802,603	1,351,952	1,324,913	27,039	270,390	264,983	5,408	180,260	176,655	3,605
4TH DISTRICT (with Ormoc City)	3,298,541	2,473,906	2,424,428	49,478	494,781	484,886	9,896	329,854	323,257	6,597
The Rest of the 4TH DISTRICT	2,192,216	1,644,162	1,611,278	32,883	328,832	322,256	6,577	219,222	214,837	4,384
ORMOC CITY	1,106,325	829,744	813,149	16,595	165,949	162,630	3,319	110,633	108,420	2,213
5TH DISTRICT	4,426,606	3,319,954	3,253,555	66,399	663,991	650,711	13,280	442,661	433,807	8,853
SOUTHERN LEYTE (Lone) (with Maasin City)	5,051,334	3,788,500	3,712,730	75,770	757,700	742,546	15,154	505,133	495,031	10,103
SOUTHERN LEYTE Division	4,043,237	3,032,428	2,971,779	60,649	606,486	594,356	12,130	404,324	396,237	8,086
MAASIN CITY	1,008,097	756,073	740,951	15,121	151,215	148,190	3,024	100,810	98,793	2,016
EASTERN SAMAR (Lone District)	6,055,011	4,541,259	4,450,433	90,825	908,252	890,087	18,165	605,501	593,291	12,210
NORTHERN SAMAR	6,950,512	5,212,884	5,108,626	104,258	1,042,577	1,021,725	20,852	695,051	681,150	13,901
1ST DISTRICT	3,638,100	2,728,575	2,674,004	54,572	545,715	534,801	10,914	363,810	356,534	7,276
2ND DISTRICT	3,312,411	2,484,308	2,434,622	49,686	496,862	486,924	9,937	331,241	324,616	6,625
WESTERN SAMAR	9,605,297	7,203,973	7,059,893	144,079	1,440,795	1,411,979	28,816	960,330	941,319	19,211
1ST DISTRICT (with Calbayog City)	4,000,653	3,000,490	2,940,480	60,010	600,098	588,096	12,002	400,065	392,064	8,001
The Rest of the 1ST DISTRICT	2,973,004	1,517,253	1,486,908	30,345	303,451	297,382	6,069	202,300	198,254	4,046
CALBAYOG CITY	1,977,649	1,483,237	1,453,572	29,665	296,647	290,714	5,933	197,765	193,810	3,955
2ND DISTRICT	5,604,644	4,203,483	4,119,413	84,070	840,697	823,883	16,814	560,464	549,255	11,209
TOTAL REGIONAL	37,083,163	27,812,372	27,256,125	556,247	5,562,474	5,451,225	111,249	3,708,316	3,634,150	74,166
ZAMBOANGA DEL NORTE	12,087,119	9,065,340	8,884,033	181,307	1,813,068	1,776,807	36,261	1,208,712	1,184,538	24,174
1ST DISTRICT (with Dapitan City)	2,910,295	2,182,721	2,139,067	43,654	436,544	427,813	8,731	291,030	285,209	5,821
The Rest of the 1ST DISTRICT	1,913,276	1,434,957	1,406,258	28,699	286,991	281,252	5,740	191,328	187,501	3,827

DEPARTMENT OF EDUCATION
ALLOCATION OF SCHOOL FURNITURE FOR FY 2010 BUDGET

ENCLOSURE NO. 2

REGION	TOTAL ALLOCATION	DIVISION OFFICE ALLOCATION			REGIONAL OFFICE ALLOCATION			CENTRAL OFFICE ALLOCATION		
		75% Total	Project Cost	25% Monitoring Fund	15% Total	Project Cost	25% Monitoring Fund	10% Total	Project Cost	25% Monitoring Fund
DAPTAN CITY	997,019	747,764	732,809	14,955	149,533	146,562	2,991	99,702	97,708	1,994
2ND DISTRICT (with Dipolog City)	4,498,398	3,373,799	3,306,323	67,476	674,760	661,265	13,495	449,840	440,843	8,997
The Rest of the 2ND DISTRICT	3,526,736	2,645,052	2,592,151	52,901	529,010	518,430	10,580	352,674	345,620	7,053
DIPOLONG CITY	971,662	728,746	714,172	14,575	145,749	142,834	2,915	97,166	95,223	1,943
3RD DISTRICT	4,678,426	3,508,819	3,438,643	70,176	701,764	687,729	14,035	467,843	458,486	9,357
ZAMBOANGA DEL SUR	11,468,042	8,601,031	8,429,011	172,021	1,720,206	1,685,802	34,404	1,146,804	1,123,868	22,936
1ST DISTRICT (with Pagadian City)	6,256,391	4,692,293	4,598,447	93,846	938,459	919,689	18,769	625,639	613,126	12,513
The Rest of the 1ST DISTRICT	4,711,874	3,533,905	3,463,227	70,678	706,781	692,645	14,136	471,187	461,764	9,424
PAGADIAN CITY	1,544,517	1,158,388	1,135,220	23,168	231,678	227,044	4,634	154,452	151,363	3,089
2ND DISTRICT	5,211,651	3,908,738	3,830,564	78,175	781,748	766,113	15,635	521,165	510,742	10,423
ZAMBOANGA SIBUGAY	7,089,537	5,317,153	5,210,809	106,343	1,063,431	1,042,162	21,269	708,954	694,775	14,179
1ST DISTRICT	3,544,683	2,658,640	2,605,468	53,173	531,728	521,094	10,635	354,485	347,396	7,090
2ND DISTRICT	5,442,704	4,082,028	4,000,387	81,641	816,406	800,077	16,328	544,270	533,385	10,885
ZAMBOANGA CITY	2,646,458	1,984,844	1,945,147	39,697	396,969	389,029	7,939	264,646	259,353	5,293
1ST DISTRICT	2,796,245	2,097,184	2,055,240	41,944	419,437	411,048	8,389	279,625	274,032	5,592
2ND DISTRICT	995,762	746,821	731,885	14,936	149,364	146,377	2,987	99,576	97,585	1,992
ISABELA CITY	40,739,923	30,554,942	29,943,843	611,099	6,110,988	5,988,769	122,220	4,073,992	3,992,512	81,480
BUKIDNON	12,106,037	9,079,528	8,897,937	181,591	1,815,906	1,779,587	36,318	1,210,604	1,186,392	24,212
1ST DISTRICT	3,267,023	2,450,267	2,401,262	49,005	490,053	480,252	9,801	326,702	320,168	6,534
2ND DISTRICT	4,377,870	3,283,403	3,217,735	65,668	656,681	643,547	13,134	437,787	429,031	8,756
The Rest of the 2nd DISTRICT	3,084,274	2,313,206	2,266,942	46,264	462,641	453,388	9,253	308,427	302,259	6,169
VALENCIA CITY	1,293,596	970,197	950,793	19,404	194,039	190,159	3,881	129,360	126,772	2,587
3RD DISTRICT	4,461,144	3,345,858	3,278,941	66,917	669,172	655,788	13,383	446,114	437,192	8,922
CAMIGUIN (Lone District)	1,283,214	962,410	943,162	19,248	192,482	188,632	3,850	128,321	125,755	2,566
LANAO DEL NORTE	9,224,775	6,918,581	6,780,209	136,372	1,383,716	1,356,042	27,674	922,477	904,028	18,450
1ST DISTRICT (with Iligan City)	4,673,873	3,505,405	3,435,297	70,108	701,081	687,059	14,022	467,387	458,040	9,348
The Rest of the 1ST DISTRICT	2,203,337	1,652,503	1,619,453	33,050	330,501	323,891	6,610	220,334	215,927	4,407
ILIGAN CITY	2,470,536	1,852,902	1,815,844	37,058	370,580	363,169	7,412	247,054	242,113	4,941
2ND DISTRICT	4,550,902	3,413,176	3,344,913	68,264	682,635	668,983	13,653	455,090	445,988	9,102
MISAMIS OCCIDENTAL	7,846,100	5,884,575	5,766,884	117,692	1,176,915	1,153,377	23,538	784,610	768,918	15,692
1ST DISTRICT (with Oroquieta City)	4,147,934	3,110,950	3,048,731	62,219	622,190	609,746	12,444	414,793	406,497	8,296
The Rest of the 1ST DISTRICT	2,994,624	2,245,968	2,201,049	44,919	449,194	440,210	8,984	299,462	293,473	5,989
OROQUIETA CITY	1,153,309	864,982	847,682	17,300	172,996	169,536	3,460	115,331	113,024	2,307
2ND DISTRICT (with Ozamis City & Tangub City)	3,698,167	2,773,625	2,718,153	55,473	554,725	543,631	11,095	369,817	362,420	7,396
The Rest of the 2ND DISTRICT	1,625,065	1,218,799	1,194,423	24,376	243,760	238,885	4,875	162,507	159,256	3,250
OZAMIS CITY	1,201,024	900,768	882,752	18,015	180,154	176,550	3,603	120,102	117,700	2,402
TANGUB CITY	872,078	654,059	640,977	13,081	130,812	128,195	2,616	87,208	85,464	1,744
MISAMIS ORIENTAL	6,409,583	4,807,187	4,711,043	96,144	961,437	942,209	19,229	640,958	628,139	12,819
1ST DISTRICT (with Gingoog City)	3,436,162	2,577,121	2,525,579	51,542	515,424	505,116	10,308	343,616	336,744	6,872
The Rest of the 1ST DISTRICT	2,237,309	1,677,982	1,644,422	33,560	335,996	328,884	6,712	223,731	219,256	4,475
GINGOOG CITY	1,198,853	899,139	881,157	17,983	179,828	176,231	3,597	119,885	117,488	2,398
2ND DISTRICT	2,973,421	2,230,066	2,185,464	44,601	446,013	437,093	8,920	297,342	291,395	5,947

DEPARTMENT OF EDUCATION
ALLOCATION OF SCHOOL FURNITURE FOR FY 2010 BUDGET

ENCLOSURE NO. 2

REGION	TOTAL ALLOCATION	DIVISION OFFICE ALLOCATION			REGIONAL OFFICE ALLOCATION			CENTRAL OFFICE ALLOCATION		
		75% Fund	Project Cost	2% Monitoring Fund	15% Fund	Project Cost	2% Monitoring Fund	10% Fund	Project Cost	2% Monitoring Fund
CAGAYAN DE ORO CITY	3,870,214	2,902,661	2,844,607	56,053	580,532	566,921	11,611	387,021	379,281	7,740
1ST DISTRICT	1,760,746	1,320,559	1,294,148	26,411	264,112	258,830	5,282	176,075	172,553	3,521
2ND DISTRICT	2,109,468	1,582,101	1,550,459	31,642	316,420	310,092	6,328	210,947	206,728	4,219
TOTAL REGION XI	35,858,252	26,893,689	26,355,815	537,874	5,378,738	5,271,163	107,575	1,585,825	1,514,109	71,717
COMPOSTELA VALLEY	6,333,389	4,750,042	4,655,041	95,001	950,008	931,008	19,000	633,339	620,672	12,667
1ST DISTRICT	2,768,159	2,076,119	2,034,597	41,522	415,224	406,919	8,304	276,816	271,280	5,536
2ND DISTRICT	3,565,230	2,673,922	2,620,444	53,478	534,784	524,089	10,696	356,523	349,393	7,130
DAVAO DEL NORTE	6,752,328	5,064,246	4,962,961	101,285	1,012,849	992,592	20,257	675,233	661,728	13,505
1ST DISTRICT (with Tagum City)	3,406,055	2,554,541	2,503,451	51,091	510,908	500,690	10,218	340,606	333,793	6,812
The Rest of the 1ST DISTRICT	1,963,340	1,472,505	1,443,055	29,450	294,501	288,611	5,890	196,334	192,407	3,927
TACUM CITY	1,442,715	1,082,036	1,060,396	21,641	216,407	212,079	4,328	144,272	141,386	2,885
2ND DISTRICT (with Panabo City)	3,346,273	2,509,705	2,459,511	50,194	501,941	491,902	10,039	334,627	327,935	6,693
The Rest of the 2ND DISTRICT	1,316,525	987,394	967,646	19,748	197,479	193,529	3,950	131,652	129,019	2,633
IGACOS	936,543	702,407	688,359	14,048	140,481	137,672	2,810	93,654	91,781	1,873
PANABO CITY	1,093,205	819,904	803,506	16,398	163,981	160,701	3,280	109,320	107,134	2,186
DAVAO DEL SUR	8,736,910	6,552,682	6,421,629	131,054	1,310,536	1,284,326	26,211	873,691	856,217	17,474
1ST DISTRICT (with Digos City)	5,318,001	3,988,501	3,908,731	79,770	797,700	781,746	15,954	531,800	521,164	10,636
The Rest of the 1ST DISTRICT	3,780,458	2,835,344	2,778,637	56,707	567,069	555,727	11,341	378,046	370,485	7,561
DIGOS CITY	1,537,543	1,153,157	1,130,094	23,063	230,631	226,019	4,613	153,754	150,679	3,075
2ND DISTRICT	3,418,909	2,564,181	2,512,898	51,284	512,836	502,580	10,257	341,891	335,053	6,838
DAVAO ORIENTAL	4,794,150	3,595,613	3,523,701	71,912	719,123	704,740	14,382	479,415	469,827	9,588
1ST DISTRICT	2,125,834	1,594,375	1,562,488	31,888	318,875	312,498	6,378	212,583	208,332	4,252
2ND DISTRICT (including Mati City)	2,668,317	2,001,238	1,961,213	40,025	400,248	392,243	8,005	266,832	261,495	5,337
DAVAO CITY	9,241,475	6,931,106	6,792,484	138,622	1,386,221	1,358,497	27,724	924,148	905,665	18,483
1ST DISTRICT	3,457,027	2,592,770	2,540,915	51,855	518,554	508,183	10,371	345,703	338,789	6,914
2ND DISTRICT	2,350,769	1,763,077	1,727,815	35,262	352,615	345,563	7,052	235,077	230,375	4,702
3RD DISTRICT	3,433,679	2,575,259	2,523,754	51,505	515,052	504,751	10,301	343,368	336,501	6,867
TOTAL REGION XII	35,377,226	26,532,920	26,002,261	530,658	5,306,584	5,200,452	106,132	1,537,723	1,466,968	70,754
NORTH COTABATO	11,692,505	8,769,379	8,593,991	175,588	1,753,876	1,718,798	35,078	1,169,251	1,145,865	23,385
1ST DISTRICT	5,676,772	4,257,579	4,172,428	85,152	851,516	834,486	17,030	567,677	556,324	11,354
2ND DISTRICT (with Kidapawan City)	6,015,733	4,511,800	4,421,564	90,236	902,360	884,313	18,047	601,573	589,542	12,031
The Rest of the 2ND DISTRICT	4,996,128	3,747,096	3,672,154	74,942	749,419	734,431	14,988	499,613	489,621	9,992
KIDAPAWAN CITY	1,019,604	764,703	749,409	15,294	152,941	149,882	3,059	101,960	99,921	2,039
SOUTH COTABATO	9,889,433	7,417,075	7,268,734	148,342	1,483,415	1,453,747	29,668	988,943	969,164	19,779
1ST DISTRICT (with Gen Santos City)	5,051,043	3,788,283	3,712,517	75,766	757,657	742,503	15,153	505,104	495,002	10,102
The Rest of the 1ST DISTRICT	1,726,099	1,294,574	1,268,683	25,891	258,915	253,737	5,178	172,610	169,158	3,452
GEN. SANTOS CITY	3,324,944	2,493,708	2,443,834	49,874	498,742	488,667	9,975	332,494	325,845	6,650
2ND DISTRICT (with Koronadal City)	4,838,390	3,628,792	3,556,217	72,576	725,758	711,243	14,515	483,839	474,162	9,677
The Rest of the 2ND DISTRICT	3,894,668	2,921,001	2,862,581	58,420	584,200	572,516	11,684	389,467	381,677	7,789
KORONADAL CITY	943,722	707,792	693,636	14,156	141,558	138,727	2,831	94,372	92,485	1,887
SARANGANI (Lone District)	4,610,865	3,458,149	3,388,986	69,163	691,630	677,797	13,833	461,087	451,865	9,222
SULTAN KUDARAI	7,476,025	5,607,019	5,494,878	112,140	1,121,404	1,098,976	22,428	747,603	732,650	14,952
1ST DISTRICT (with Tacurong City)	3,638,155	2,728,616	2,674,044	54,572	545,723	534,809	10,914	363,816	356,539	7,276

DEPARTMENT OF EDUCATION
ALLOCATION OF SCHOOL FURNITURE FOR FY 2010 BUDGET

ENCLOSURE NO. 2

REGION	TOTAL ALLOCATION	DIVISION OFFICE ALLOCATION				REGIONAL OFFICE ALLOCATION				CENTRAL OFFICE ALLOCATION			
		75% Fund	Project Cost	2% Monitoring Fund	15% Fund	Project Cost	2% Monitoring Fund	10% Fund	Project Cost	2% Monitoring Fund			
The Rest of the 1ST DISTRICT	2,563,785	1,922,839	1,884,382	38,457	384,568	376,876	7,691	256,378	251,251	5,128			
TACURONG CITY	1,074,370	805,778	789,662	16,116	161,156	157,932	3,223	107,437	105,288	2,149			
2ND DISTRICT	3,837,870	2,878,403	2,820,834	57,568	575,681	564,167	11,514	383,787	376,111	7,676			
COTABATO CITY	1,708,398	1,281,298	1,255,672	26,626	256,260	251,134	5,125	170,840	167,423	3,417			
TOTAL C A R A G A	22,117,853	16,588,390	16,256,622	331,768	3,317,678	3,251,324	66,334	2,211,785	2,167,560	44,226			
AGUSAN DEL NORTE	4,136,251	3,102,188	3,050,144	62,044	620,438	608,029	12,409	413,625	405,353	8,273			
1ST DISTRICT (with Butuan City)	2,179,110	1,634,333	1,601,646	32,687	326,867	320,329	6,537	217,911	213,553	4,358			
The Rest of the 1ST DISTRICT	337,273	252,954	247,895	5,059	50,591	49,579	1,012	33,727	33,053	675			
BUJUAN CITY	1,841,838	1,381,378	1,353,751	27,628	276,276	270,750	5,526	184,184	180,500	3,684			
2ND DISTRICT	1,957,140	1,467,855	1,438,498	29,357	293,571	287,700	5,871	195,714	191,800	3,914			
AGUSAN DEL SUR (Lone District)	5,680,274	4,260,205	4,175,001	85,204	852,041	835,000	17,041	568,027	556,667	11,361			
SURIGAO DEL NORTE	5,236,113	3,927,085	3,848,543	78,542	785,417	769,709	15,708	523,611	513,139	10,472			
1ST DISTRICT (with Siargao)	1,593,911	1,195,433	1,171,525	23,909	239,087	234,305	4,782	159,391	156,203	3,188			
SIARGAO	1,593,911	1,195,433	1,171,525	23,909	239,087	234,305	4,782	159,391	156,203	3,188			
2ND DISTRICT (with Surigao City)	3,642,202	2,731,651	2,677,018	54,633	546,330	535,404	10,927	364,220	356,936	7,284			
The Rest of the 2ND DISTRICT	2,364,694	1,773,521	1,738,050	35,470	354,704	347,610	7,094	236,469	231,740	4,729			
SURIGAO CITY	1,277,508	988,131	988,968	19,163	191,626	187,794	3,833	127,751	125,196	2,555			
SURIGAO DEL SUR	5,575,980	4,181,985	4,098,345	83,640	836,397	819,669	16,728	557,598	546,446	11,152			
1ST DISTRICT	2,802,050	2,101,538	2,059,507	42,031	420,308	411,901	8,406	280,205	274,601	5,604			
2ND DISTRICT (with Bislig City)	2,773,929	2,080,447	2,038,838	41,609	416,089	407,768	8,322	277,393	271,845	5,548			
The Rest of the 2ND DISTRICT	1,862,602	1,396,952	1,369,013	27,939	279,390	273,803	5,588	186,260	182,535	3,725			
BISLIG CITY	911,327	683,495	669,826	13,670	136,699	133,965	2,734	91,123	89,310	1,823			
DINAGATI ISLANDS (Lone District)	1,489,236	1,116,927	1,094,589	22,339	223,385	218,918	4,468	148,924	145,945	2,978			
TOTAL N C R	51,815,576	38,861,682	38,084,448	777,234	7,772,336	7,616,990	155,447	5,181,558	5,077,926	103,631			
MANITLA	7,037,388	5,278,041	5,172,480	105,561	1,055,608	1,034,496	21,112	703,739	689,664	14,075			
1ST DISTRICT	1,838,968	1,379,226	1,351,641	27,585	275,845	270,328	5,517	183,897	180,219	3,678			
2ND DISTRICT	1,064,456	798,342	782,375	15,967	159,668	156,475	3,193	106,446	104,317	2,129			
3RD DISTRICT	963,026	722,270	707,824	14,445	144,454	141,565	2,889	96,303	94,377	1,926			
4TH DISTRICT	1,077,011	807,758	791,603	16,155	161,552	158,321	3,231	107,701	105,547	2,154			
5TH DISTRICT	1,110,023	832,517	815,867	16,650	166,503	163,173	3,330	111,002	108,782	2,220			
6TH DISTRICT	983,904	737,928	723,169	14,759	147,586	144,634	2,952	98,390	96,423	1,968			
QUEZON CITY	10,746,487	8,059,865	7,898,668	161,197	1,611,973	1,579,734	32,239	1,074,649	1,053,156	21,493			
1ST DISTRICT	1,614,532	1,210,899	1,186,681	24,218	242,180	237,336	4,844	161,453	158,224	3,229			
2ND DISTRICT	6,756,400	5,067,300	4,965,954	101,346	1,013,460	993,191	20,269	675,640	662,127	13,513			
3RD DISTRICT	1,147,429	860,572	843,360	17,211	172,114	168,672	3,442	114,743	112,448	2,295			
4TH DISTRICT	1,228,127	921,095	902,673	18,422	184,219	180,535	3,684	122,813	120,356	2,456			
KALOOKAN CITY	6,407,220	4,805,415	4,709,307	96,108	961,083	941,861	19,222	640,722	627,908	12,814			
1ST DISTRICT	4,999,501	3,749,626	3,674,633	74,993	749,925	734,927	14,999	499,950	489,951	9,999			
2ND DISTRICT	1,407,719	1,055,789	1,034,673	21,116	211,158	206,935	4,223	140,772	137,956	2,815			
MAKATI CITY	2,195,292	1,646,469	1,613,539	32,929	329,294	322,708	6,586	219,529	215,139	4,391			
1ST DISTRICT	917,581	688,186	674,422	13,764	137,637	134,884	2,753	91,758	89,923	1,835			
2ND DISTRICT	1,277,710	958,283	939,117	19,166	191,657	187,823	3,833	127,771	125,216	2,555			
LAS PINAS (Lone District)	2,982,674	2,237,006	2,192,265	44,740	447,401	438,453	8,948	298,267	292,302	5,965			

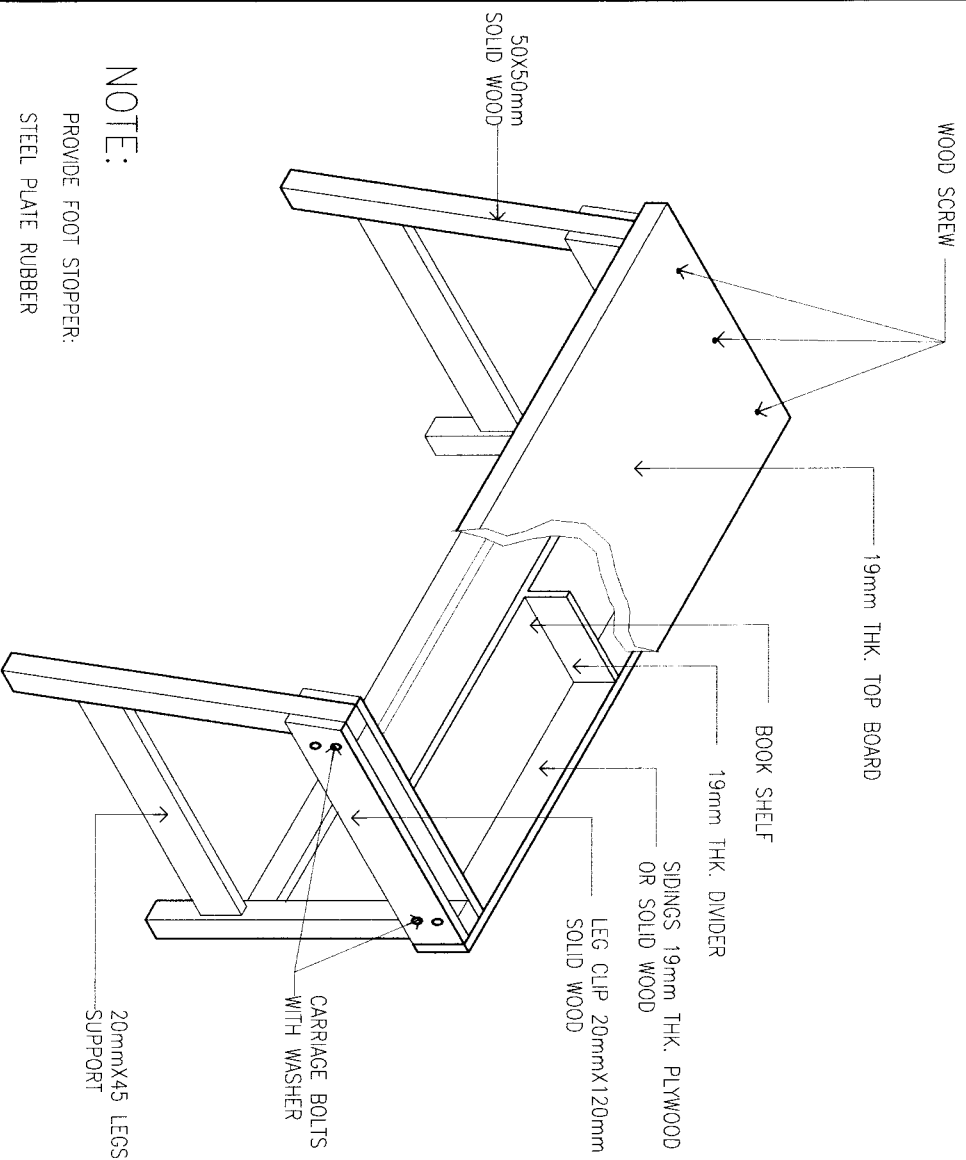
DEPARTMENT OF EDUCATION
ALLOCATION OF SCHOOL FURNITURE FOR FY 2010 BUDGET

ENCLOSURE NO. 2

REGION	TOTAL ALLOCATION	DIVISION OFFICE ALLOCATION				REGIONAL OFFICE ALLOCATION				CENTRAL OFFICE ALLOCATION			
		75% Total	Project Cost	2 nd Monitoring Fund	15% Total	Project Cost	2 nd Monitoring Fund	10% Total	Project Cost	2 nd Monitoring Fund			
MARIKINA CITY	1,851,156	1,388,367	1,360,600	27,767	277,673	272,120	5,553	185,116	181,413	3,702			
1ST DISTRICT	824,265	618,199	605,835	12,364	123,640	121,167	2,473	82,427	80,778	1,649			
2ND DISTRICT	1,026,891	770,168	754,765	15,403	154,034	150,953	3,081	102,689	100,635	2,054			
MUNTINLUPA (Lone District)	2,020,270	1,515,202	1,484,898	30,304	303,040	296,980	6,061	202,027	197,966	4,041			
PARANAQUE (Lone District)	2,372,277	1,779,208	1,743,624	35,584	355,842	348,725	7,117	237,228	232,483	4,745			
1ST DISTRICT	1,085,575	814,181	797,898	16,284	162,836	159,580	3,257	108,558	106,386	2,171			
2ND DISTRICT	1,286,702	965,027	945,726	19,301	193,005	189,145	3,860	128,670	126,097	2,573			
PASAY CITY (Lone District)	2,823,347	2,117,510	2,075,160	42,350	423,502	415,032	8,470	282,335	276,688	5,647			
PASIG CITY (Lone District)	3,775,041	2,831,281	2,774,655	56,626	566,256	554,931	11,325	377,504	369,954	7,550			
SAN JUAN (Lone District)	617,735	463,301	454,035	9,266	92,660	90,807	1,853	61,774	60,538	1,235			
MANILAUYONG CITY (Lone District)	1,189,490	892,118	874,275	17,842	178,424	174,855	3,568	118,949	116,570	2,379			
PATEROS & TAGUIG	2,961,364	2,221,023	2,176,603	44,420	444,205	435,321	8,884	296,136	290,214	5,923			
1ST DISTRICT (Patena)	247,045	185,284	181,578	3,706	37,057	36,316	741	24,704	24,210	494			
2ND DISTRICT (Taguig City)	2,714,319	2,035,740	1,995,025	40,715	407,148	399,005	8,143	271,432	266,003	5,429			
MALABON-NAVOTAS (Lone District)	2,437,743	1,828,307	1,791,741	36,566	365,661	358,348	7,313	243,774	238,899	4,875			
VALENZUELA	2,398,091	1,798,568	1,762,597	35,971	359,714	352,519	7,194	239,809	235,013	4,796			
1ST DISTRICT	1,171,755	878,816	861,240	17,576	175,763	172,248	3,515	117,176	114,832	2,344			
2ND DISTRICT	1,226,336	919,752	901,357	18,395	183,950	180,271	3,679	122,634	120,181	2,453			
TOTAL C A R	17,585,464	13,166,598	12,902,266	283,332	2,633,320	2,580,663	32,666	1,755,546	1,720,435	35,111			
ABRA (Lone District)	2,923,982	2,192,987	2,149,127	43,860	438,597	429,825	8,772	292,398	286,550	5,848			
APAYAO (Lone District)	1,520,332	1,140,249	1,117,444	22,805	228,050	223,489	4,561	152,033	148,993	3,041			
BAGUIO CITY (Lone District)	1,488,678	1,116,509	1,094,178	22,330	223,302	218,836	4,466	148,868	145,890	2,977			
BENGUET (Lone District)	4,284,566	3,213,425	3,149,156	64,268	642,685	629,831	12,854	428,457	419,887	8,569			
IFUGAO (Lone District)	2,779,492	2,084,619	2,042,927	41,692	416,924	408,585	8,338	277,949	272,390	5,559			
KALINGA (Lone District)	2,288,919	1,716,689	1,682,355	34,334	343,338	336,471	6,867	228,892	224,314	4,578			
MT. PROVINCE (Lone District)	2,269,494	1,702,121	1,668,078	34,042	340,424	333,616	6,808	226,949	222,410	4,539			
101 N A R N I	49,108,638	36,081,478	35,359,849	721,630	7,216,296	7,071,970	144,326	4,810,864	4,714,646	96,217			
BASITAN	3,276,082	2,457,062	2,407,921	49,141	491,412	481,584	9,828	327,608	321,056	6,552			
LAMITAN CITY	895,890	671,918	658,479	13,438	134,384	131,696	2,688	89,589	87,797	1,792			
LANAO DEL SUR I-A	3,040,948	2,280,711	2,235,097	45,614	456,142	447,019	9,123	304,095	298,013	6,082			
LANAO DEL SUR I-B	3,640,589	2,730,442	2,675,833	54,609	546,088	535,167	10,922	364,059	356,778	7,281			
MARAWI CITY	2,064,619	1,548,464	1,517,495	30,969	309,693	303,499	6,194	206,462	202,333	4,129			
LANAO DEL SUR II-A	4,424,553	3,318,415	3,252,046	66,368	663,683	650,409	13,274	442,455	433,606	8,849			
LANAO DEL SUR II-B	2,744,066	2,058,050	2,016,889	41,161	411,610	403,378	8,232	274,407	268,918	5,488			
MAGUINDANAO	13,592,026	10,194,019	9,990,139	203,880	2,038,804	1,998,028	40,776	1,359,203	1,332,019	27,184			
SUUI I	5,111,427	3,833,570	3,756,899	76,671	766,714	751,380	15,334	511,143	500,920	10,223			
SUUI II	4,115,165	3,086,572	3,024,945	61,727	617,274	604,929	12,345	411,516	403,286	8,230			
TAWI-TAWI (Lone District)	5,203,260	3,902,445	3,824,396	78,049	780,489	764,879	15,610	520,326	509,919	10,407			

Enclosure No. 3

**STANDARD DESIGNS OF
SCHOOL FURNITURE**



NOTE:
 PROVIDE FOOT STOPPER:
 STEEL PLATE RUBBER
 OR PLASTIC SOLE

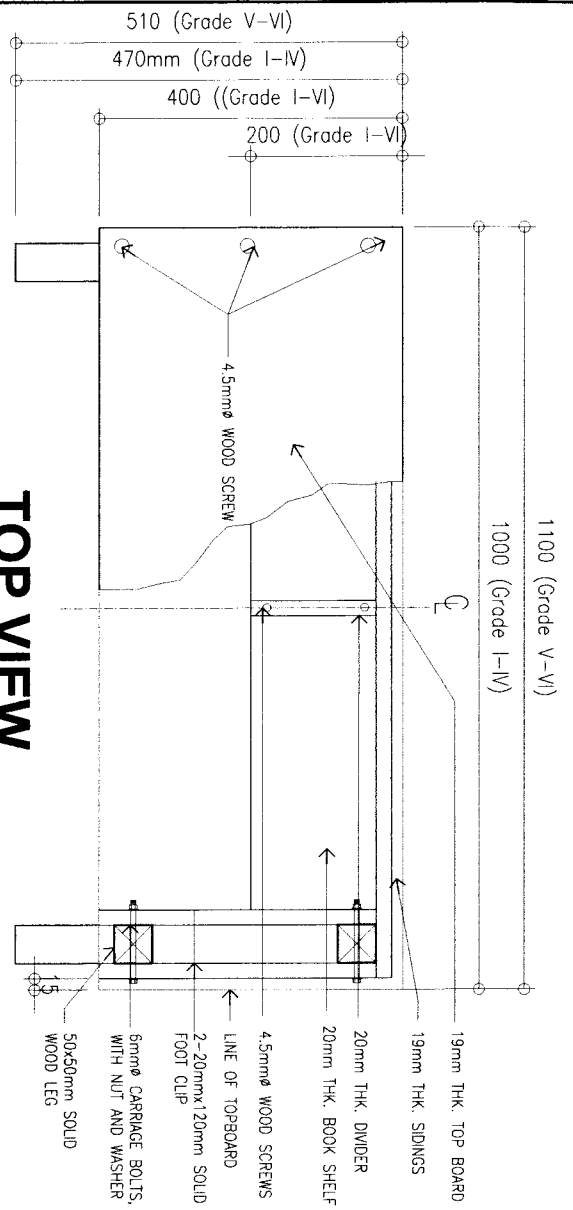
ISOMETRIC VIEW (ALL WOOD)
 NTS

DIMENSIONS OF ELEMENTARY TABLE IN MILLIMETER

LEVEL	Grades I-IV	Grades V-VI	REMARKS	
A	TABLE HEIGHT	525	590	ALL DIMENSIONS SHALL BE SUBJECT TO A MAXIMUM TOLERANCE OF PLUS OR MINUS 10mm
B	TABLE WIDTH	400	400	
C	TABLE LENGTH	1000	1100	
D	SHELF WIDTH	200	200	

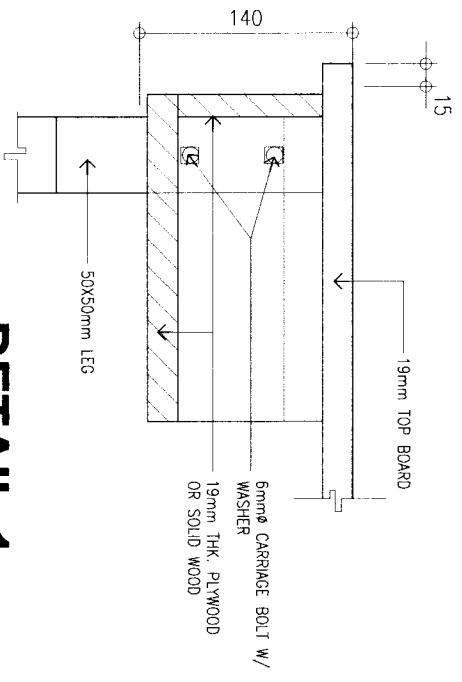
TECHNICAL SPECIFICATIONS;	REMARKS
<ul style="list-style-type: none"> • TOP BOARD - 19mm THK. MARINE PLYWOOD w/ 20mmX20mm EDGING OR SOLID WOOD • LEGS - 50mmX50mm SOLID WOOD • SIDINGS - 20mmX120mm SOLID WOOD • LEGS SUPPORT - 20mmX45mm SOLID WOOD • FOOT CLIP - 20mmX120mm SOLID WOOD • SHELF - 19mm THK. PLYWOOD, SOLID WOOD • DIVIDER - 19mm THK. PLYWOOD, SOLID WOOD 	<p>ALL THICKNESS OF WOOD EXCEPT FOR MARINE PLYWOOD SHALL BE SUBJECT TO A TOLERANCE OF MINUS 2mm.</p>

NOTE:
 ALL SOLID WOOD MUST BE TREATED KILN DRIED OR SUNDRIED (TANGUILE, GEMELINA, RED LAUAN)



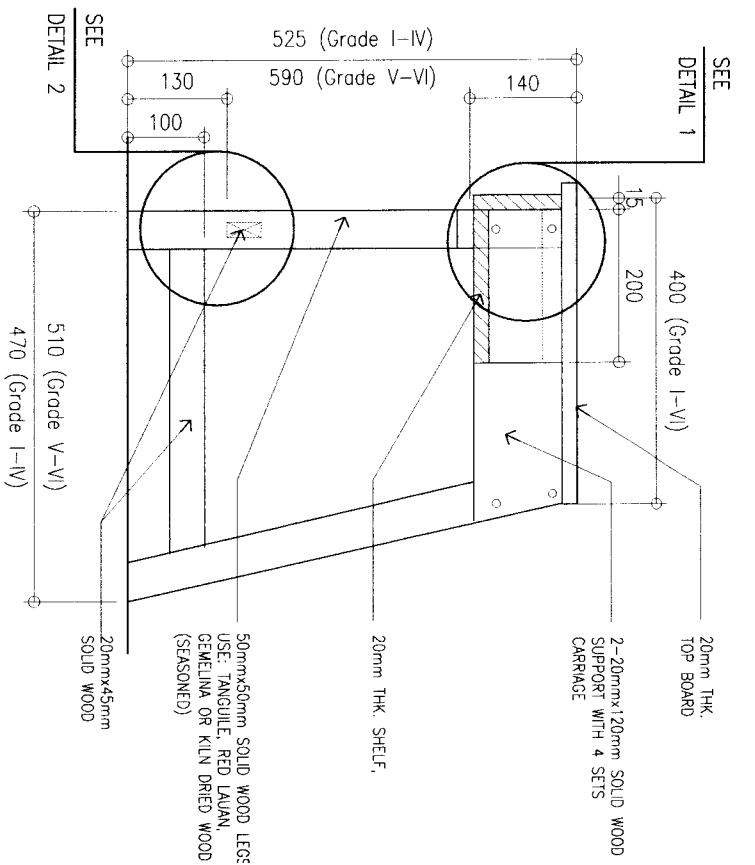
TOP VIEW

SCALE: 1:10M



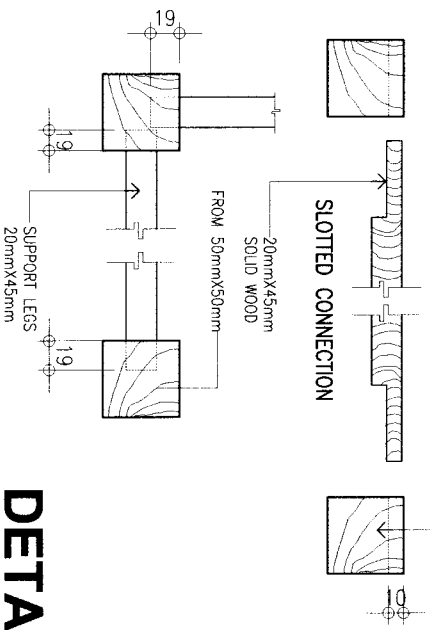
DETAIL 1

SCALE: 1:5M



SECTION

SCALE: 1:10M



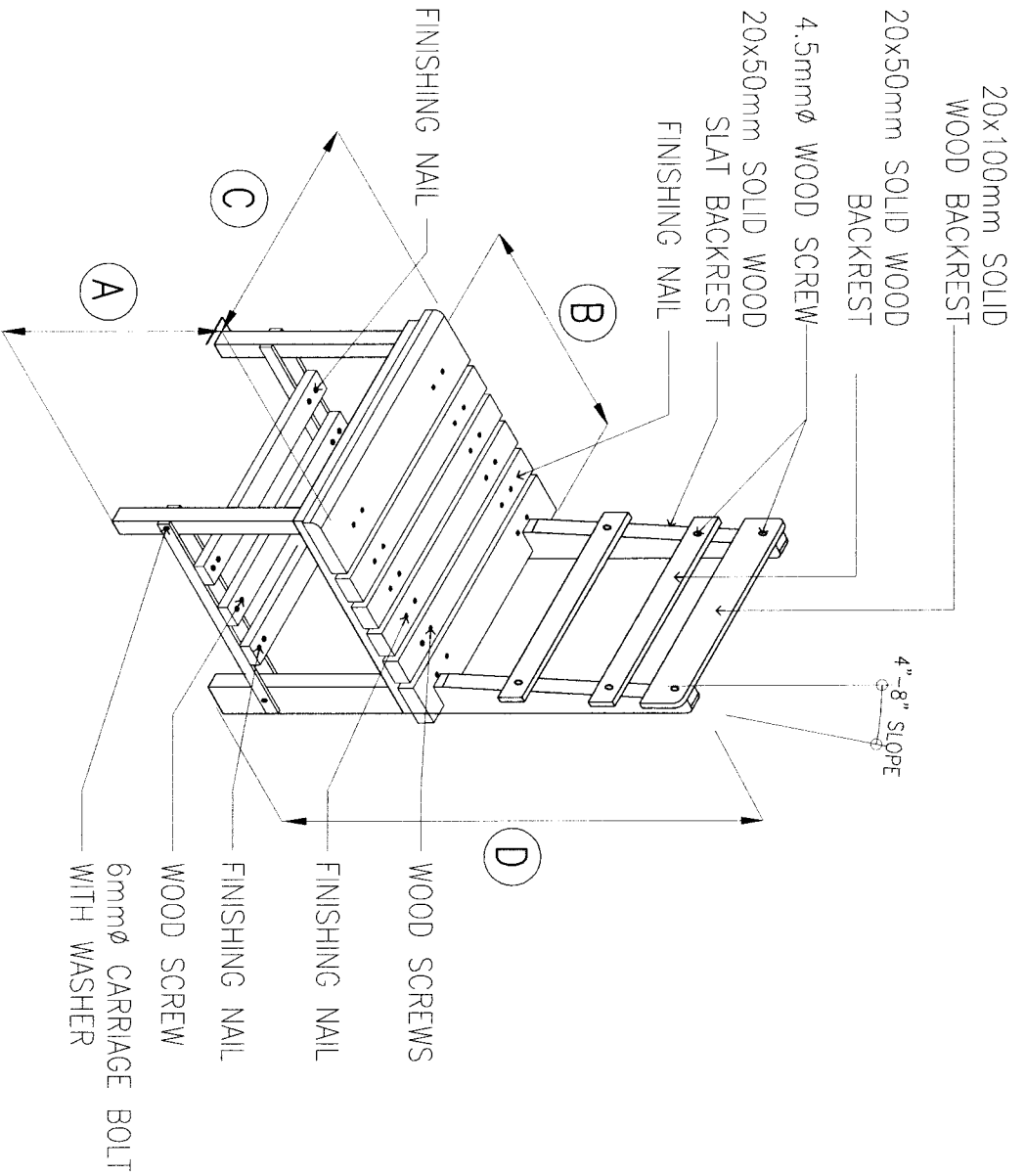
MORTISE AND TENON CONNECTION

SCALE: 1:5M

NOTE:
CONNECTIONS SHOULD BE GLUED
AND NAILED SECURELY

DETAIL 2

SCALE: 1:5M



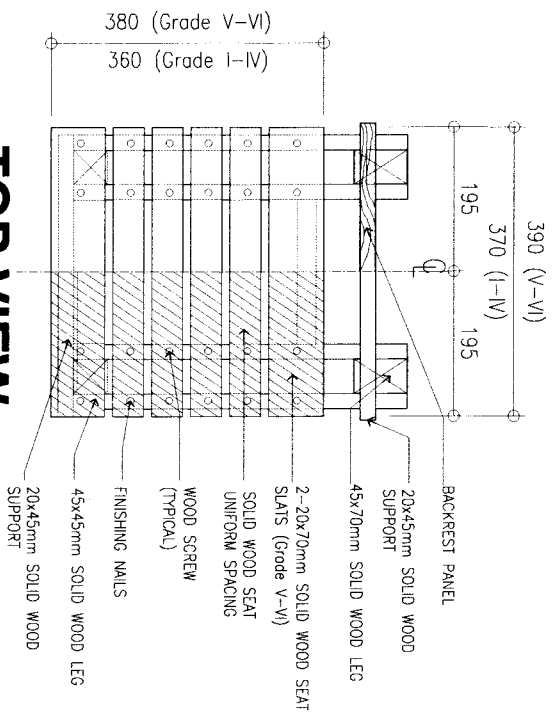
SECTION
(ALL WOOD)

DIMENSIONS OF ELEMENTARY CHAIR IN MILLIMETER

LEVEL	Grades I-IV	Grades V-VI	REMARKS
A SEAT HEIGHT	360	380	ALL DIMENSIONS SHALL BE SUBJECT TO A MAXIMUM TOLERANCE OF PLUS OR MINUS 10mm
B SEAT DEPTH	360	380	
C SEAT WIDTH	370	390	
D BACKREST HEIGHT	645	710	

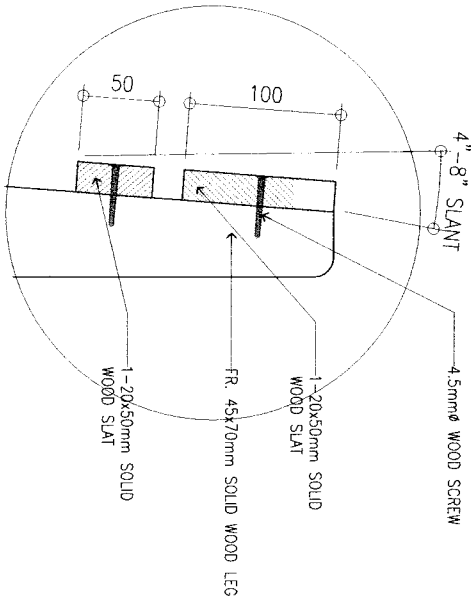
TECHNICAL SPECIFICATIONS:			REMARKS
SEAT SLOT GRADES V-VI	4-20mmx45mm, SOLID WOOD 2-20mmx70mm, SOLID WOOD		ALL THICKNESS OF WOOD EXCEPT FOR MARINE PLYWOOD SHALL BE SUBJECT TO A TOLERANCE OF MINUS 2mm.
SEAT SLOT GRADES I-IV	5-20mmx45mm, SOLID WOOD 1-20mmx70mm, SOLID WOOD		
FRONT LEG	45mmx45mm, SOLID WOOD		
BACK LEG	45mmx70mm, SOLID WOOD		
BOOK SHELF	3-20mmx45mm, SOLID WOOD		
BACK REST	1-20mmx100mm, SOLID WOOD 1-20mmx50mm, SOLID WOOD		
SEAT BRACE	4-20mmx45mm, SOLID WOOD		
LEG BRACE	4-20mmx45mm, SOLID WOOD		

NOTE:
ALL SOLID WOOD MUST BE TREATED KILN DRIED OR SUNDRIED (TANGULE, GEMELINA, RED LAUAN)



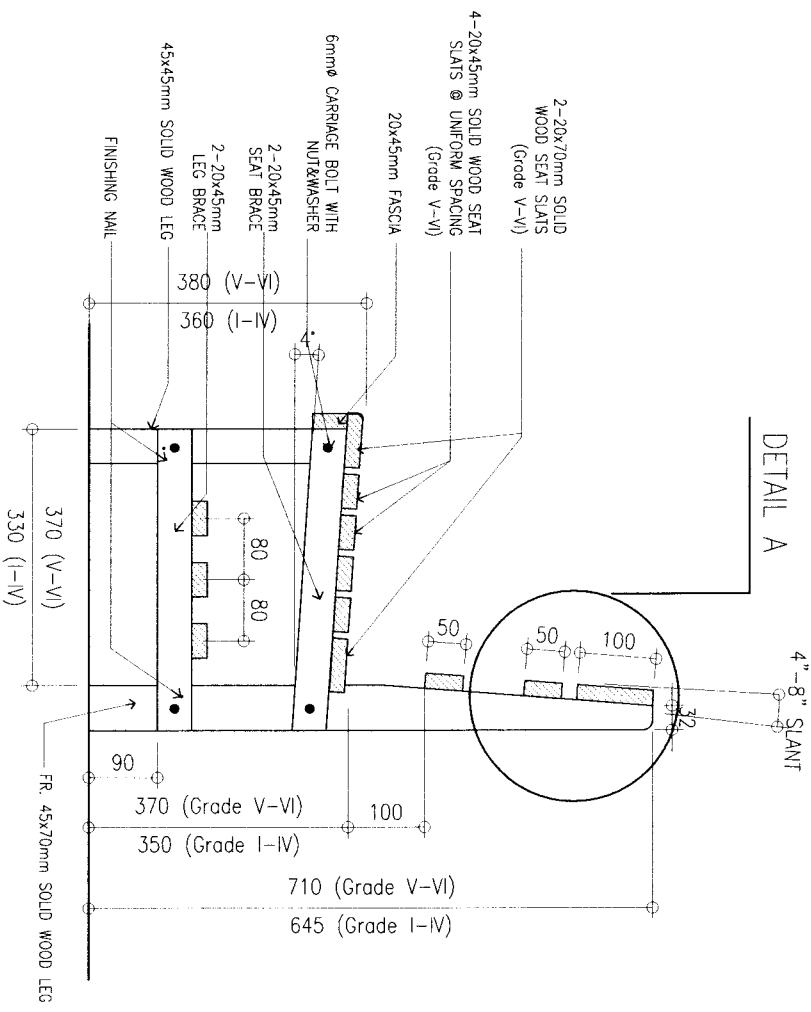
TOP VIEW

SCALE: 1:10M



DETAIL-A

SCALE: 1:5M



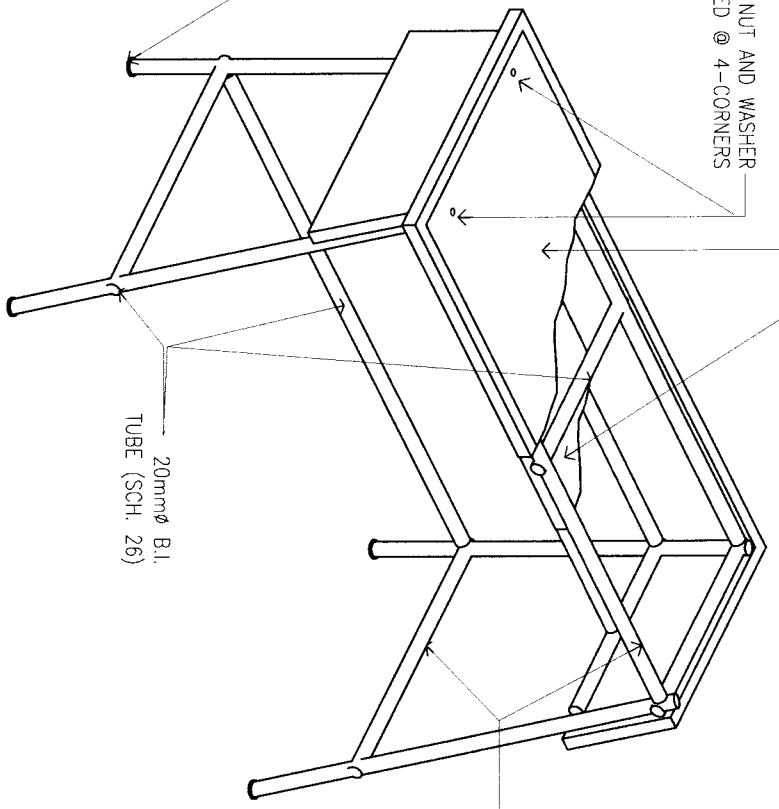
SECTION

SCALE: 1:10M

19mm THK. TOP BOARD AND BOOK SHELF

6mm \emptyset CARRIAGE BOLT w/ NUT AND WASHER CONCEALED & PUTTED PLACED @ 4-CORNERS

FOOT STOPPER STEEL PLATE RUBBER OR PLASTIC SOLE



20mm \emptyset B.I. TUBE (SCH. 26)

20mm \emptyset B.I. TUBE (SCH. 20)

DIMENSIONS OF ELEMENTARY TABLE IN MILLIMETER

LEVEL	Grades I-IV	Grades V-VI	REMARKS	
A	TABLE HEIGHT	525	590	ALL DIMENSIONS SHALL BE SUBJECT TO A MAXIMUM TOLERANCE OF PLUS OR MINUS 10mm
B	TABLE WIDTH	400	400	
C	TABLE LENGTH	1000	1100	
D	SHELF WIDTH	200	200	

TECHNICAL SPECIFICATIONS:

- TOP BOARD – 19mm THK. MARINE PLYWOOD w/ 20x20mm EDGING OR SOLID WOOD
- STRUCTURAL FRAME – USE 20mm \emptyset B.I. TUBE (SCH. 20)
- BOOK SHELF – 20mm THK. PLYWOOD OR SOLID WOOD
- TOP BOARD BRACES – 20mm \emptyset B.I. TUBE (SCH. 20)
- ALL JOINTS FULLY WELDED

REMARKS

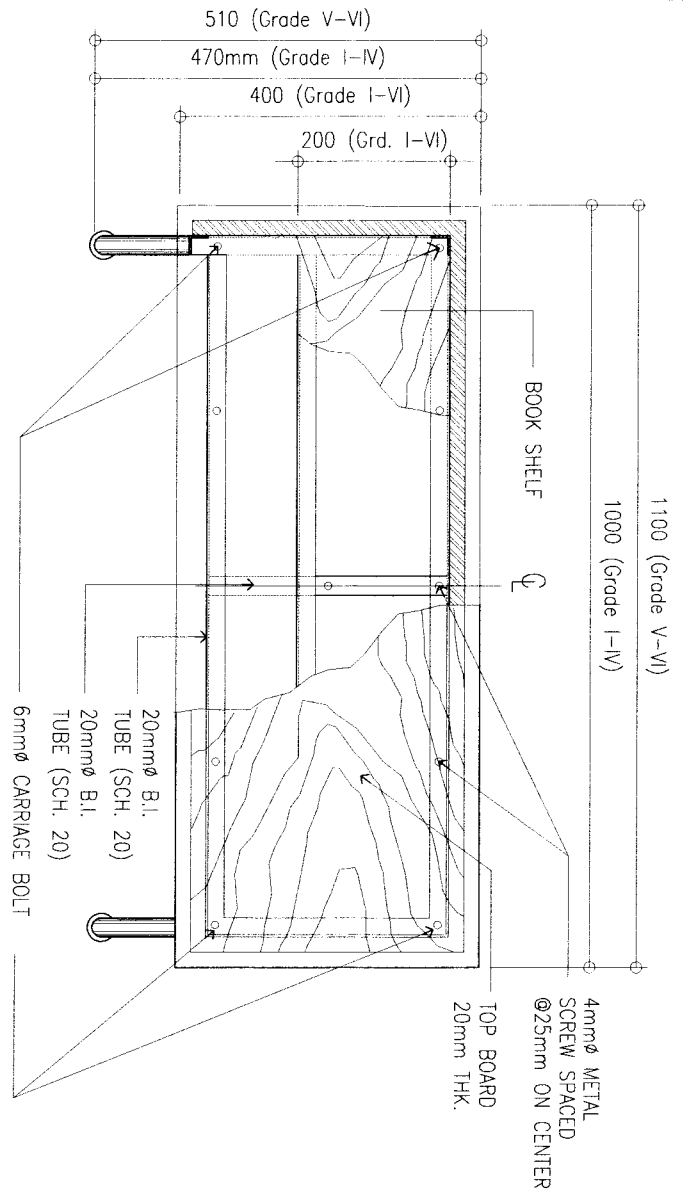
ALL THICKNESS OF WOOD EXCEPT FOR MARINE PLYWOOD SHALL BE SUBJECT TO A TOLERANCE OF MINUS 2mm.

NOTE:

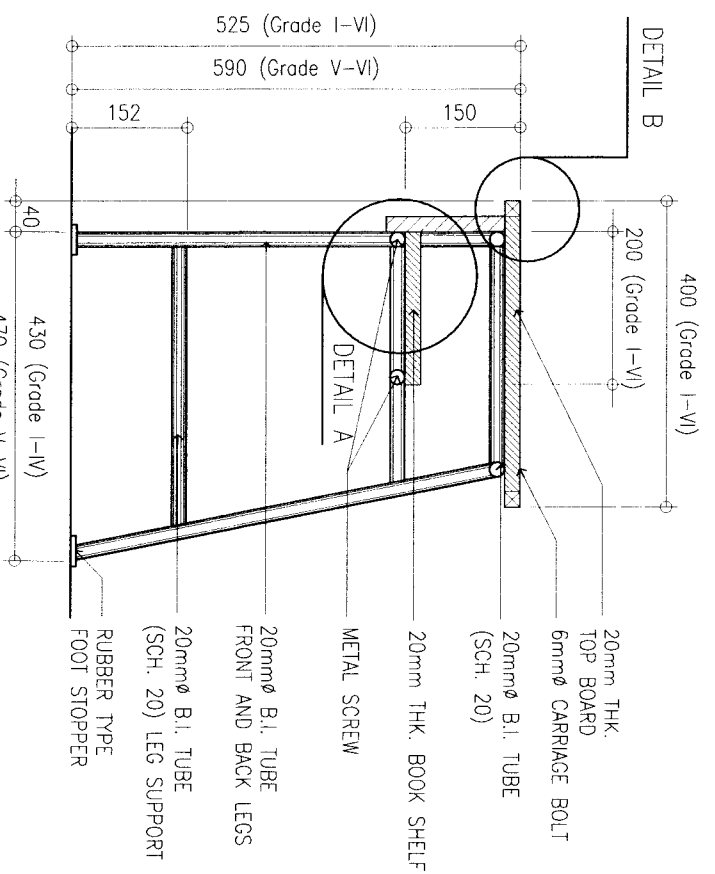
ALL SOLID WOOD MUST BE TREATED KILN DRIED OR SUNDRIED (TANGUILE, GEMELINA, RED LAUAN)

ISOMETRIC VIEW

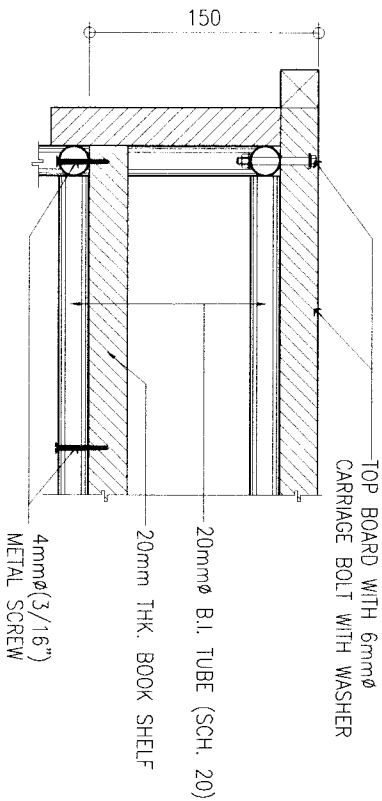
NTS



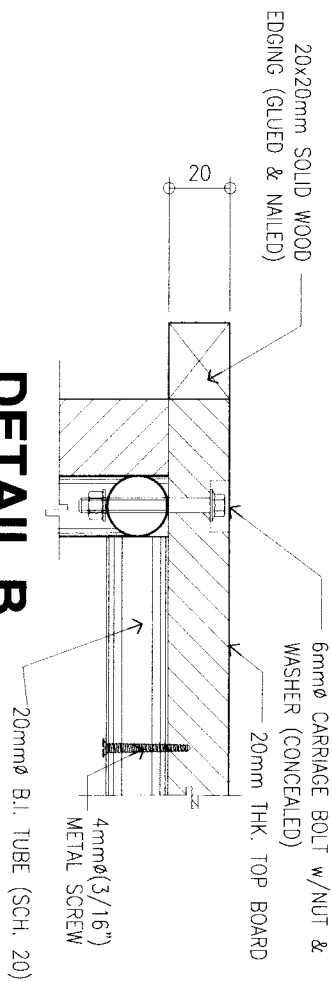
TOP VIEW
SCALE: 1:10M



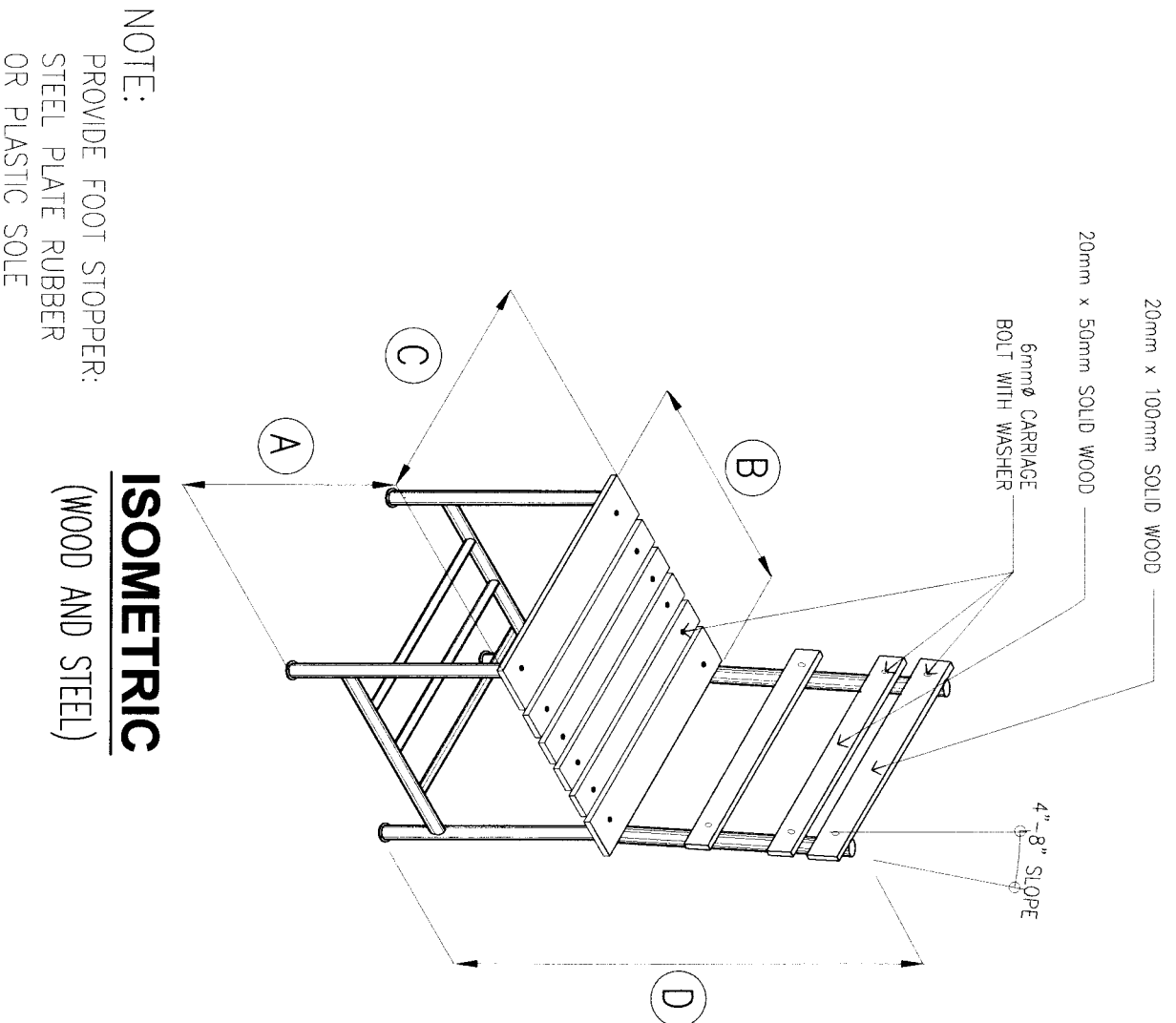
FRONT VIEW
SCALE: 1:10M



DETAIL A
SCALE: 1:5M



DETAIL B
SCALE: 1:2.5M



NOTE:
 PROVIDE FOOT STOPPER:
 STEEL PLATE RUBBER
 OR PLASTIC SOLE

ISOMETRIC
 (WOOD AND STEEL)

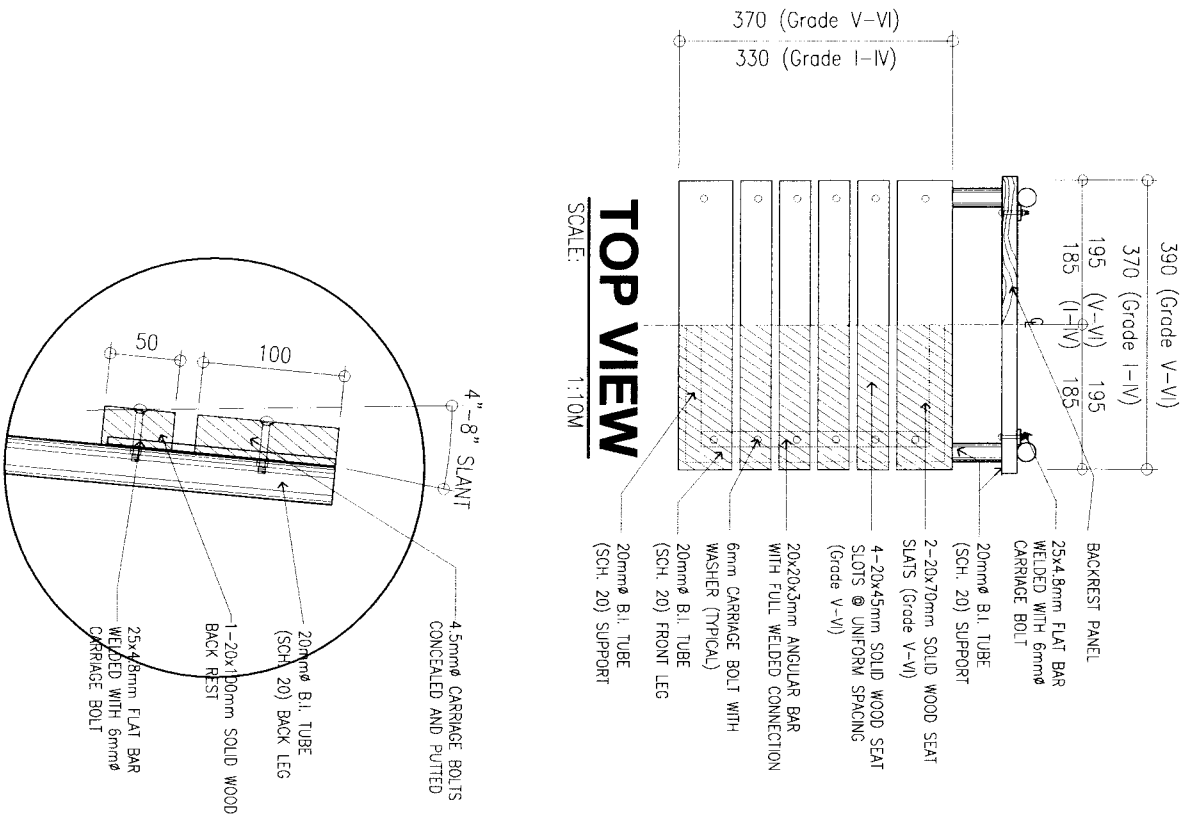
DIMENSIONS OF ELEMENTARY CHAIR IN MILLIMETER

LEVEL	Grades I-IV	Grades V-VI	REMARKS
A SEAT HEIGHT	360	380	ALL DIMENSIONS SHALL BE SUBJECT TO A MAXIMUM TOLERANCE OF PLUS OR MINUS 10mm
B SEAT DEPTH	360	380	
C SEAT WIDTH	370	390	
D BACKREST HEIGHT	645	710	

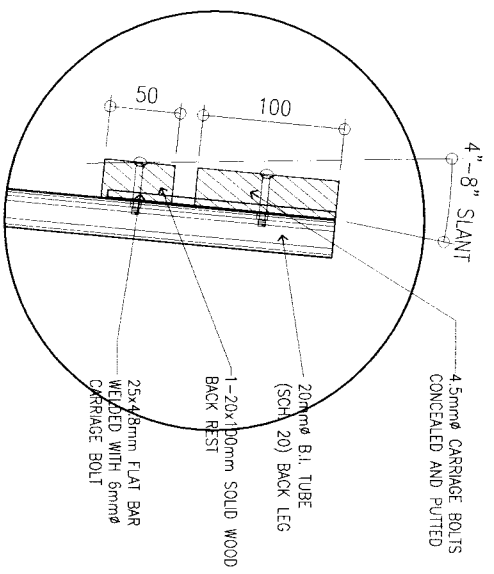
NOTE:
 ALL STEEL JOINTS SHALL BE FULLY WELDED.

TECHNICAL SPECIFICATIONS:	REMARKS
SEAT SLOT GRADES V-VI	4-20mmx45mm, SOLID WOOD
SEAT SLOT GRADES I-IV	2-20mmx70mm, SOLID WOOD
FRONT LEG/BACK LEG/SUPPORT	5-20mmx45mm, SOLID WOOD 1-20mmx70mm, SOLID WOOD
BACK REST	20mm Ø B.I. TUBE (SCH. 20) 1-20mmx100mm, SOLID WOOD 2-20mmx50mm, SOLID WOOD
	ALL THICKNESS OF WOOD EXCEPT FOR MARINE PLYWOOD SHALL BE SUBJECT TO A TOLERANCE OF MINUS 2mm.

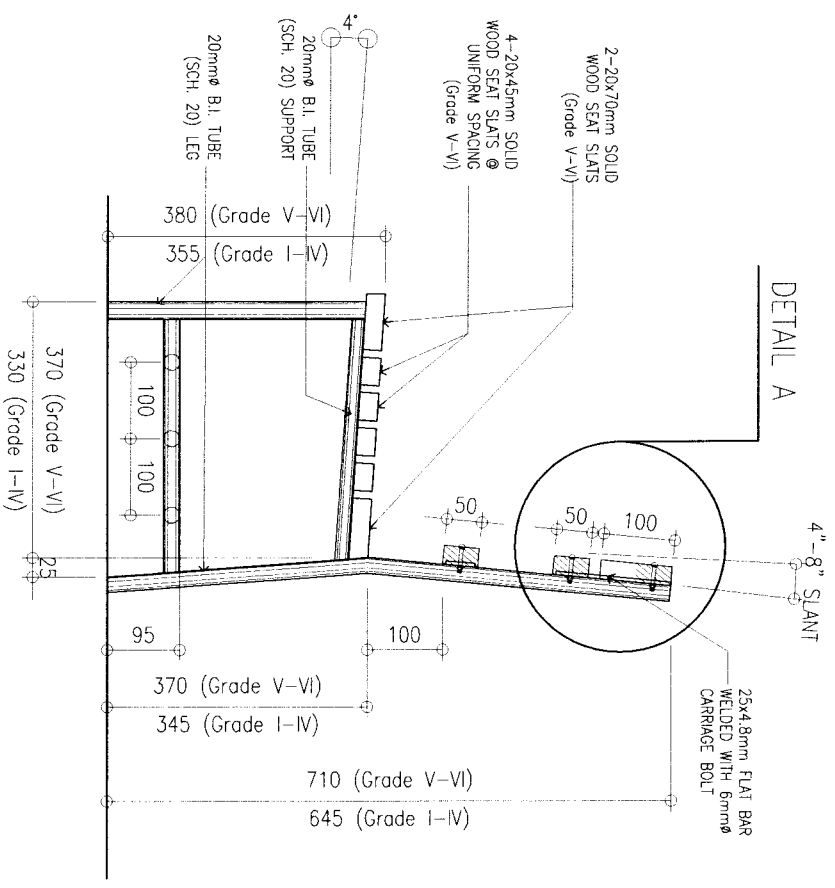
NOTE:
 ALL SOLID WOOD MUST BE TREATED KILN DRIED OR SUNDRIED (TANGJULE, GEMELINA, RED LAUAN)



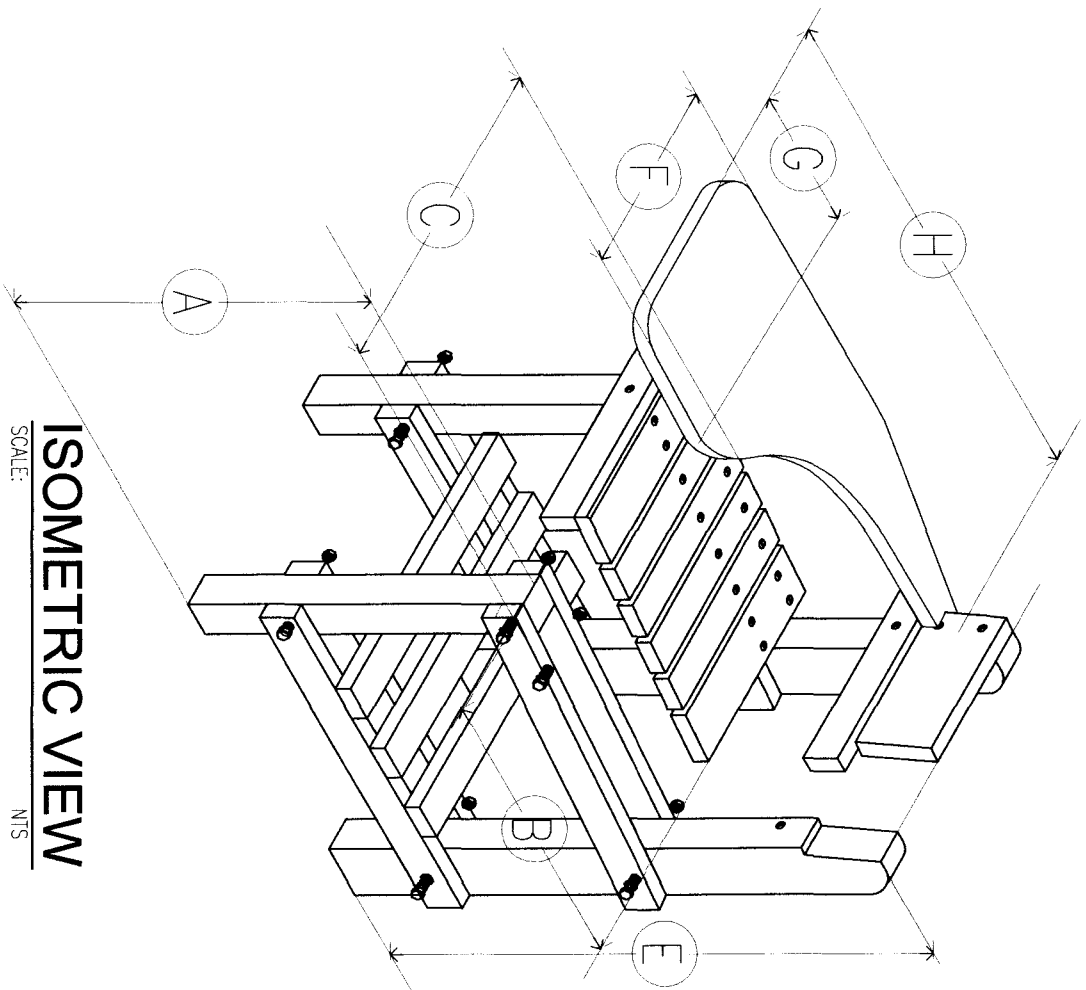
TOP VIEW
 SCALE: 1:10M



DETAIL-A
 SCALE: 1:5M



SECTION
 SCALE: 1:10M



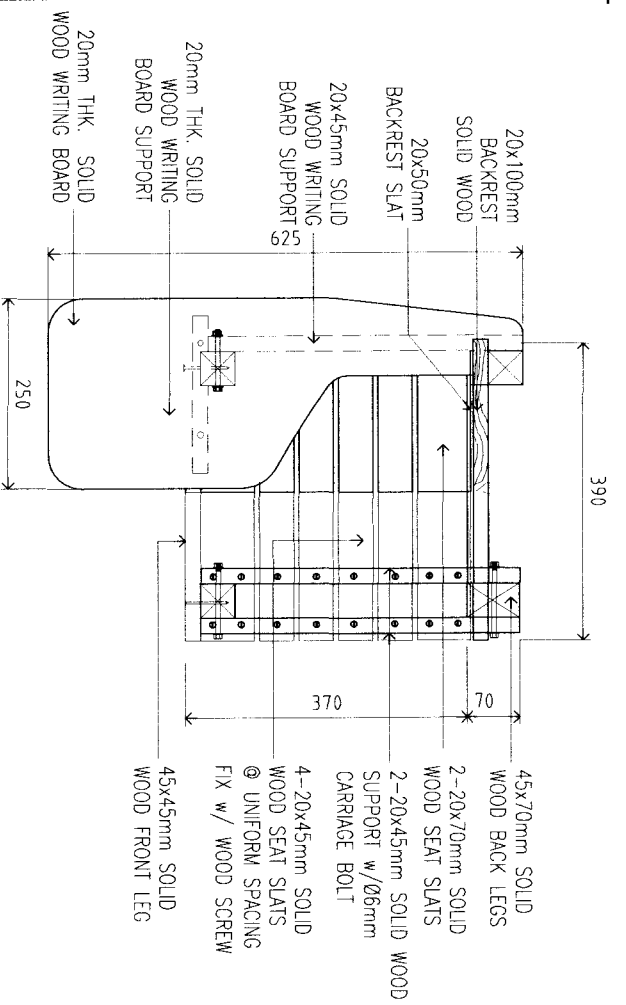
ISOMETRIC VIEW
SCALE: NTS

**DIMENSIONS OF PRIMARY GRADES I-IV
ARMCHAIR IN MILLIMETER**

LEVEL	DIMENSIONS	REMARKS
A SEAT HEIGHT	360	ALL DIMENSIONS SHALL BE SUBJECT TO A MAXIMUM TOLERANCE OF PLUS OR MINUS 10mm EXCEPT ON THE WIDTH OF THE WRITING BOARD WHICH SHOULD NOT BE SMALLER THAN THE REQUIRED WIDTH OF 250mm.
B SEAT DEPTH	370	
C SEAT WIDTH	390	
D WRITING BOARD HT.	582	
E BACKREST HT.	645	
F WRITING BOARD WIDTH	250	
G WRITING BOARD DEPTH	255	
H WRITING BOARD LENGTH	625	

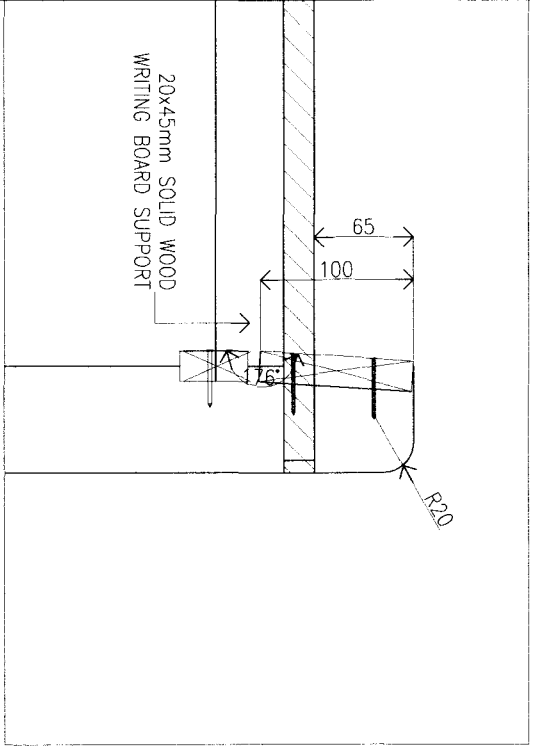
TECHNICAL SPECIFICATIONS	REMARKS
SEAT SLAT 4-20mmx45mm, SOLID WOOD 2-20mmx70mm, SOLID WOOD	ALL THICKNESS OF WOOD EXCEPT FOR MARINE PLYWOOD SHALL BE SUBJECT TO A TOLERANCE OF MINUS 2mm.
FRONT LEG 45mmx45mm, SOLID WOOD	
BACK LEG 45mmx70mm, SOLID WOOD	
BACK REST 1-20mmx100mm, SOLID WOOD 1-20mmx50mm, SOLID WOOD	
WRITING BOARD 20mm THK. SOLID WOOD OR 19mm THK. MARINE PLYWOOD WITH 6mm (MIN.) EDGING	
BOOK SHELF 3-20x45mm SOLID WOOD	
FINISHES WOOD - SMOOTH FINISH WITH AT LEAST 3 COATS VARNISH, MAPLE FINISH	

NOTE:
ALL SOLID WOOD MUST BE TREATED KILN DRIED OR SUNDRIED (TANGULE, GEMELINA, RED LAUAN)

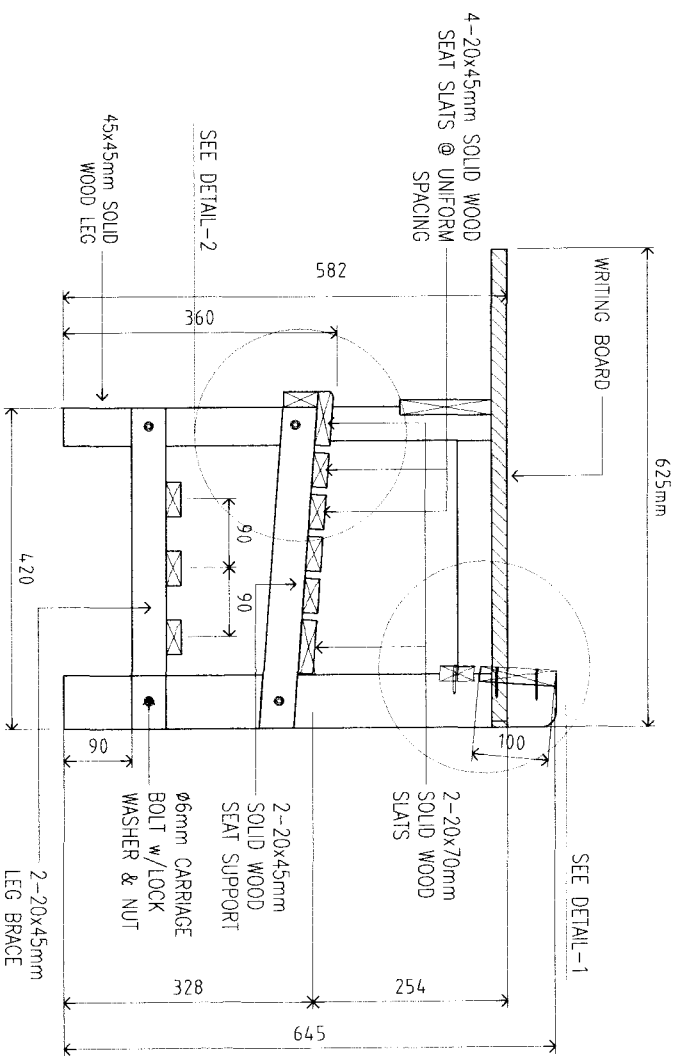


TOP VIEW

SCALE: 1:10M

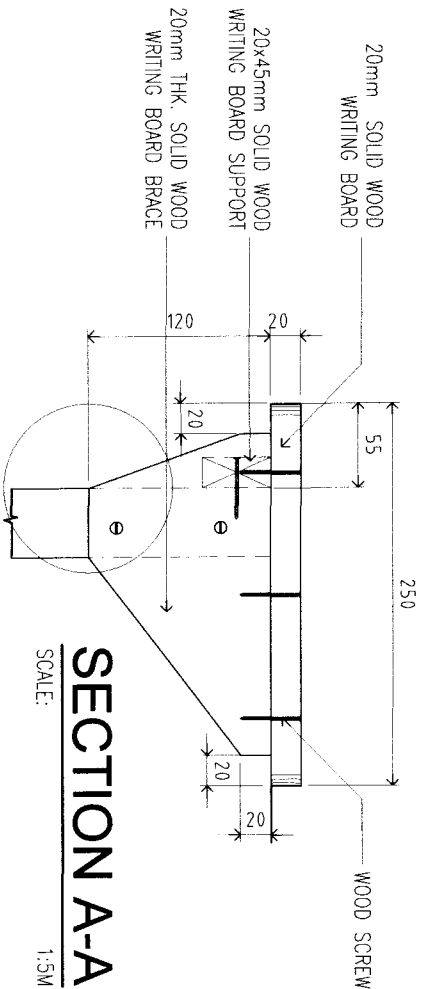


DETAIL 1



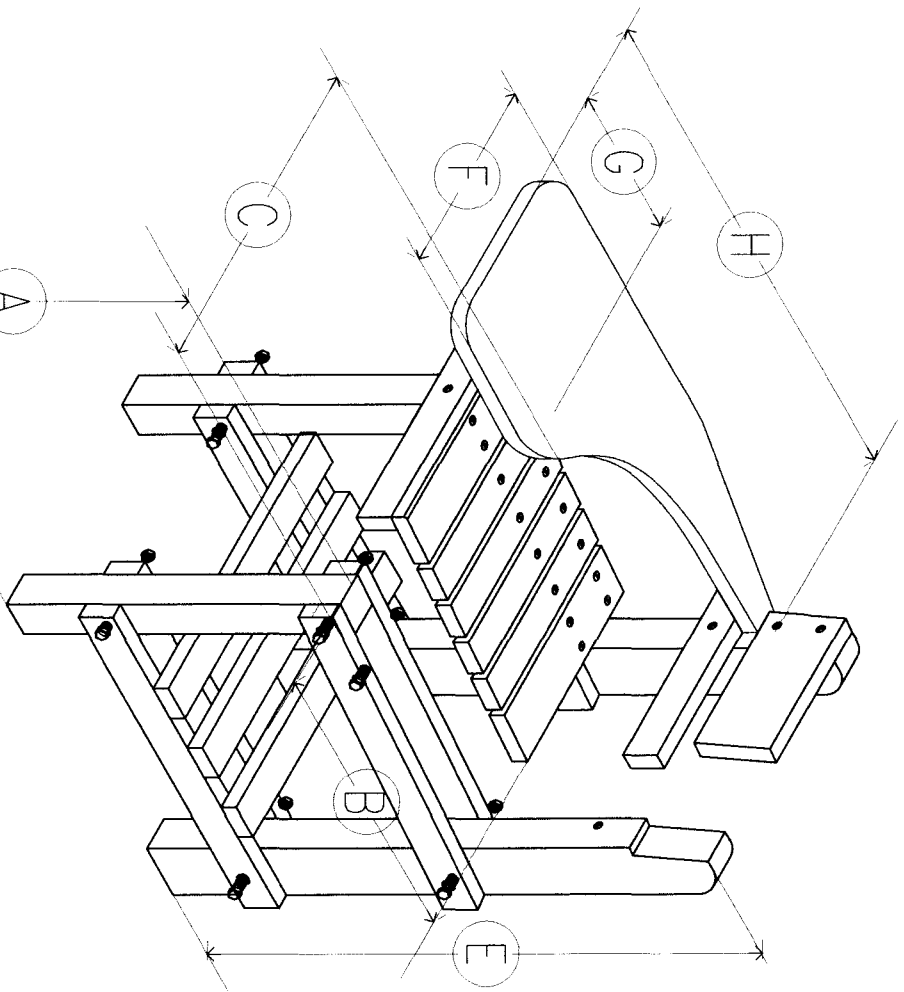
SECTION

SCALE: 1:10M



SECTION A-A

SCALE: 1:5M



ISOMETRIC VIEW
SCALE: 1:15

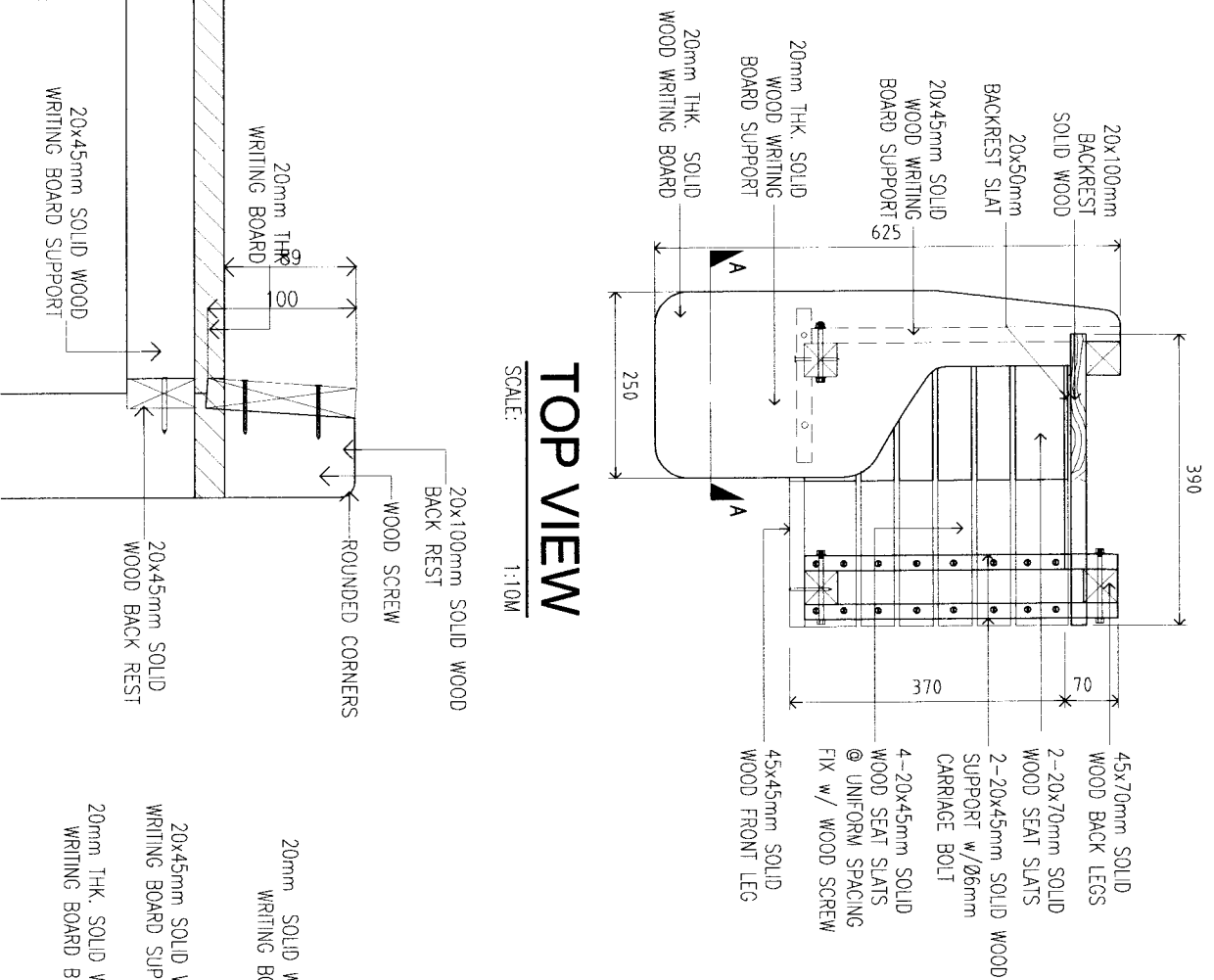
**DIMENSIONS OF ELEMENTARY GRADES V-VI
TABLET ARMCHAIR IN MILLIMETER**

LEVEL	DIMENSIONS	REMARKS
A SEAT HEIGHT	380	ALL DIMENSIONS SHALL BE SUBJECT TO A MAXIMUM TOLERANCE OF PLUS OR MINUS 10mm EXCEPT ON THE WIDTH OF THE WRITING BOARD WHICH SHOULD NOT BE SMALLER THAN THE REQUIRED WIDTH OF 250mm.
B SEAT DEPTH	370	
C SEAT WIDTH	390	
D WRITING BOARD HT.	623	
E BACKREST HT.	710	
F WRITING BOARD WIDTH	250	
G WRITING BOARD DEPTH	255	
H WRITING BOARD LENGTH	625	

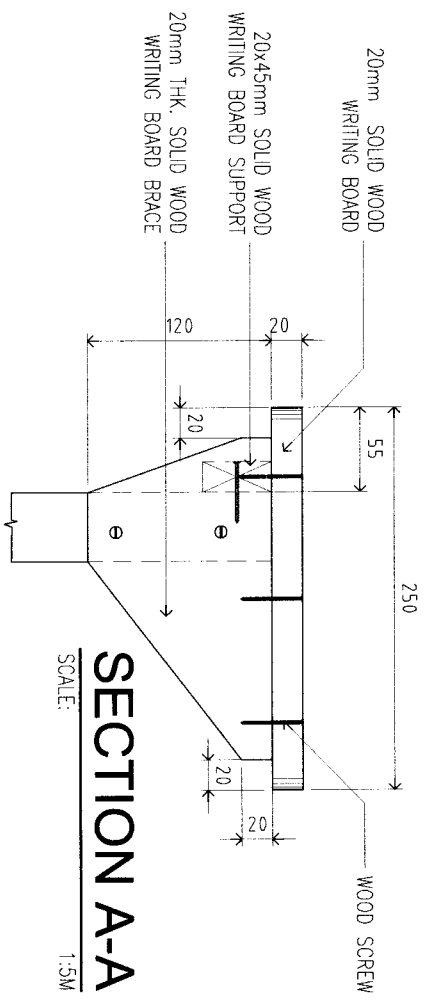
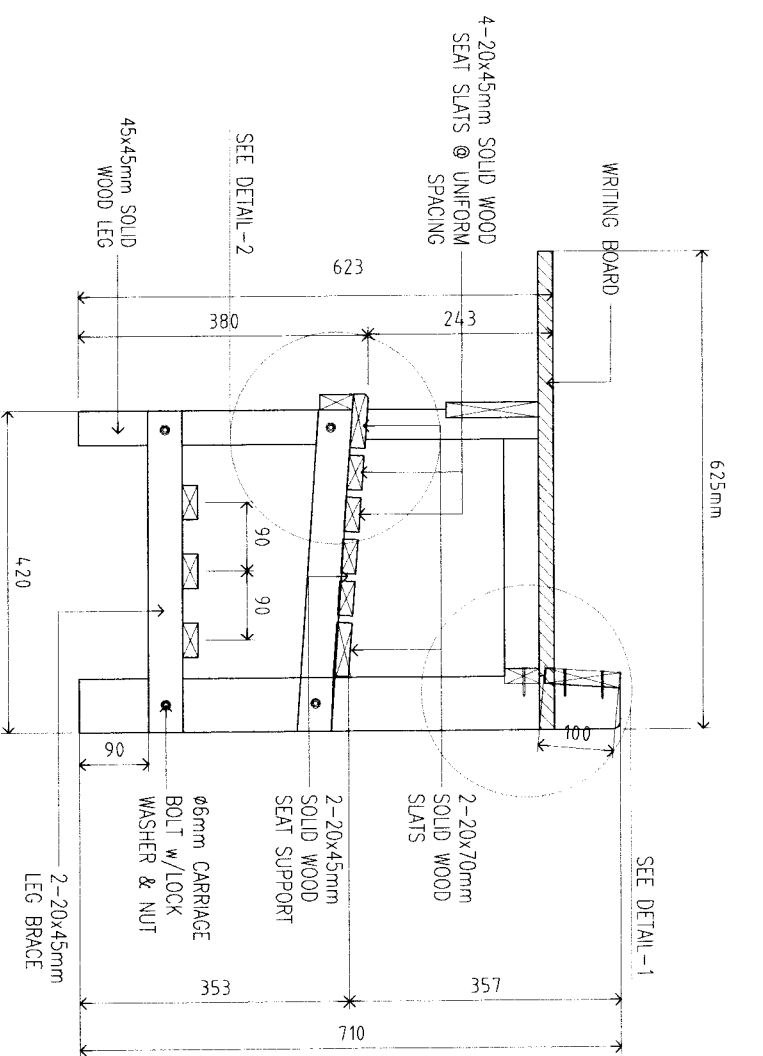
TECHNICAL SPECIFICATIONS	REMARKS
SEAT SLAT 4-20mmx45mm, SOLID WOOD 2-20mmx70mm, SOLID WOOD	ALL THICKNESS OF WOOD EXCEPT FOR MARINE PLYWOOD SHALL BE SUBJECT TO A TOLERANCE OF MINUS 2mm.
FRONT LEG 45mmx45mm, SOLID WOOD	
BACK LEG 45mmx70mm, SOLID WOOD	
BACK REST 1-20mmx100mm, SOLID WOOD 1-20mmx50mm, SOLID WOOD	
WRITING BOARD 20mm THK. SOLID WOOD OR 19mm(MIN.) THK. MARINE PLYWOOD WITH EDGING 6mm (MIN.)	
BOOK SHELF 3-20x45mm SOLID WOOD	
FINISHES WOOD - SMOOTH FINISH WITH AT LEAST 3 COATS VARNISH, MAPLE FINISH	

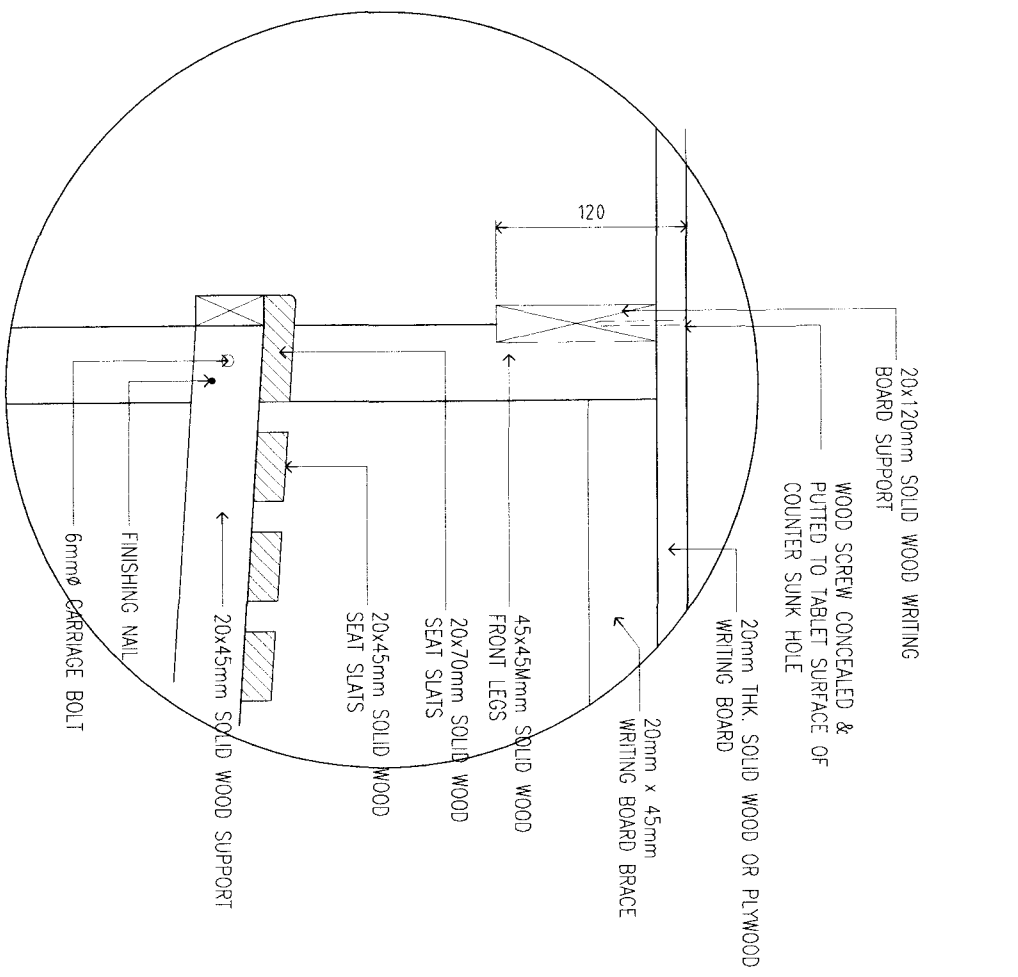
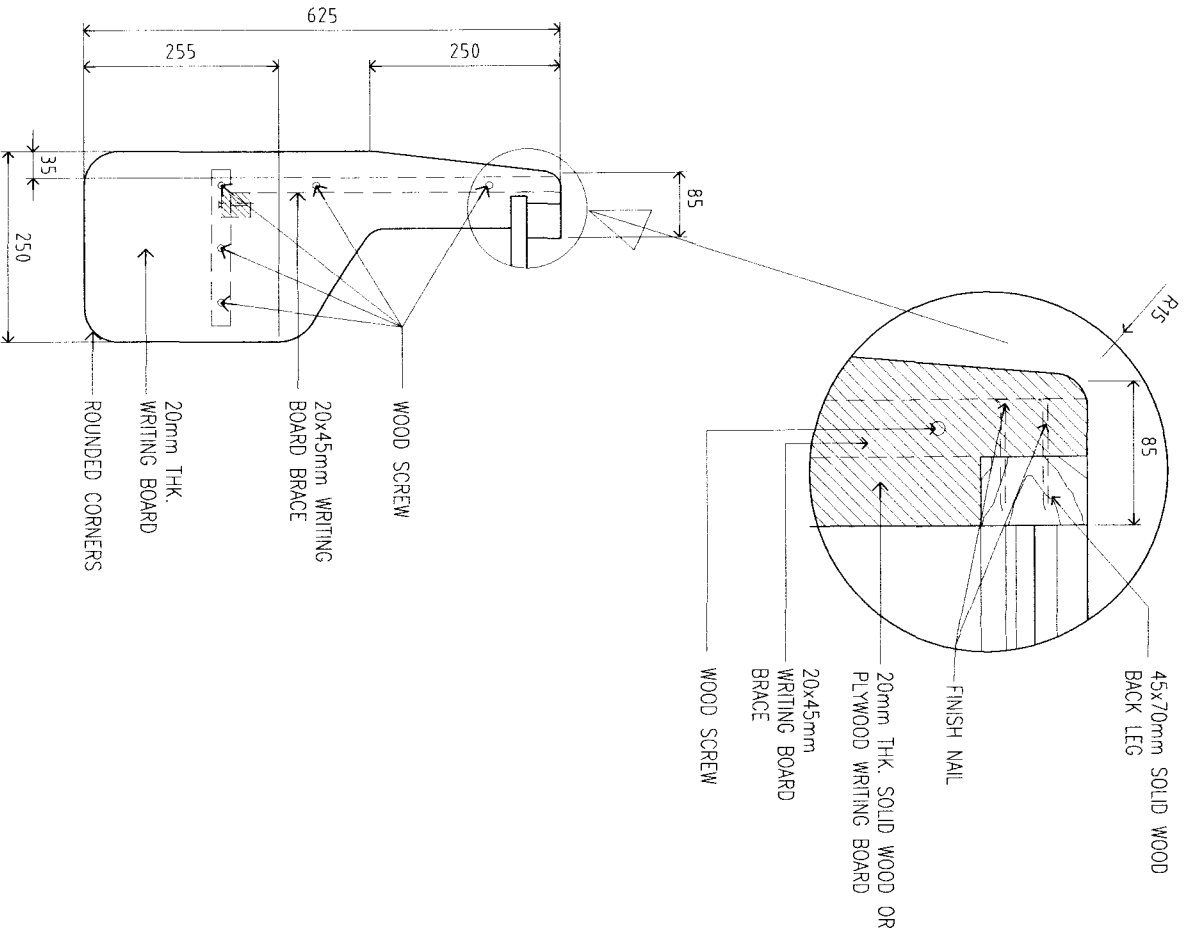
NOTE:

ALL SOLID WOOD MUST BE TREATED KILN DRIED OR SUNDRIED (TANGUILE, GEMELINA, RED LAUAN)



DETAIL 1



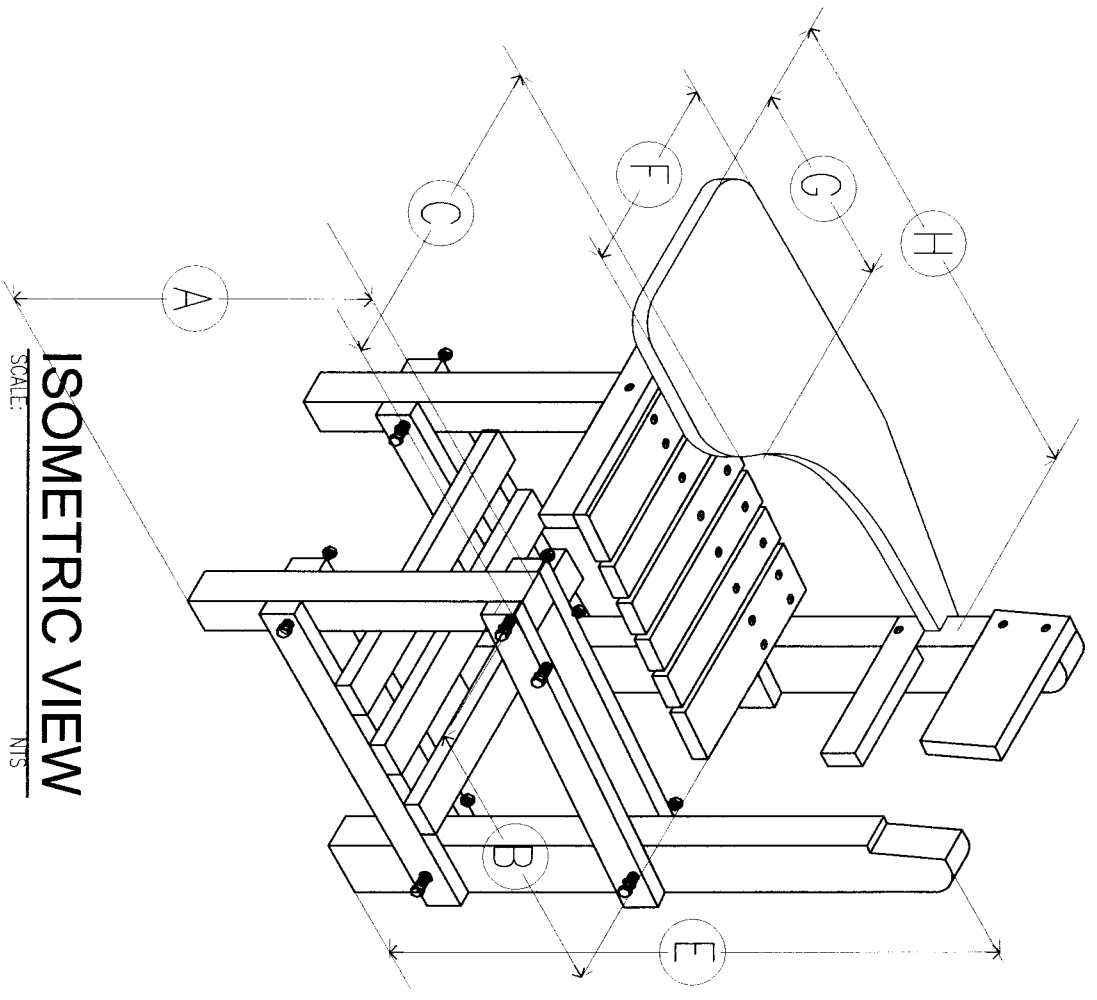


DETAIL 2

SCALE: 1:5M

WRITING BOARD PLAN

SCALE: 1:10M



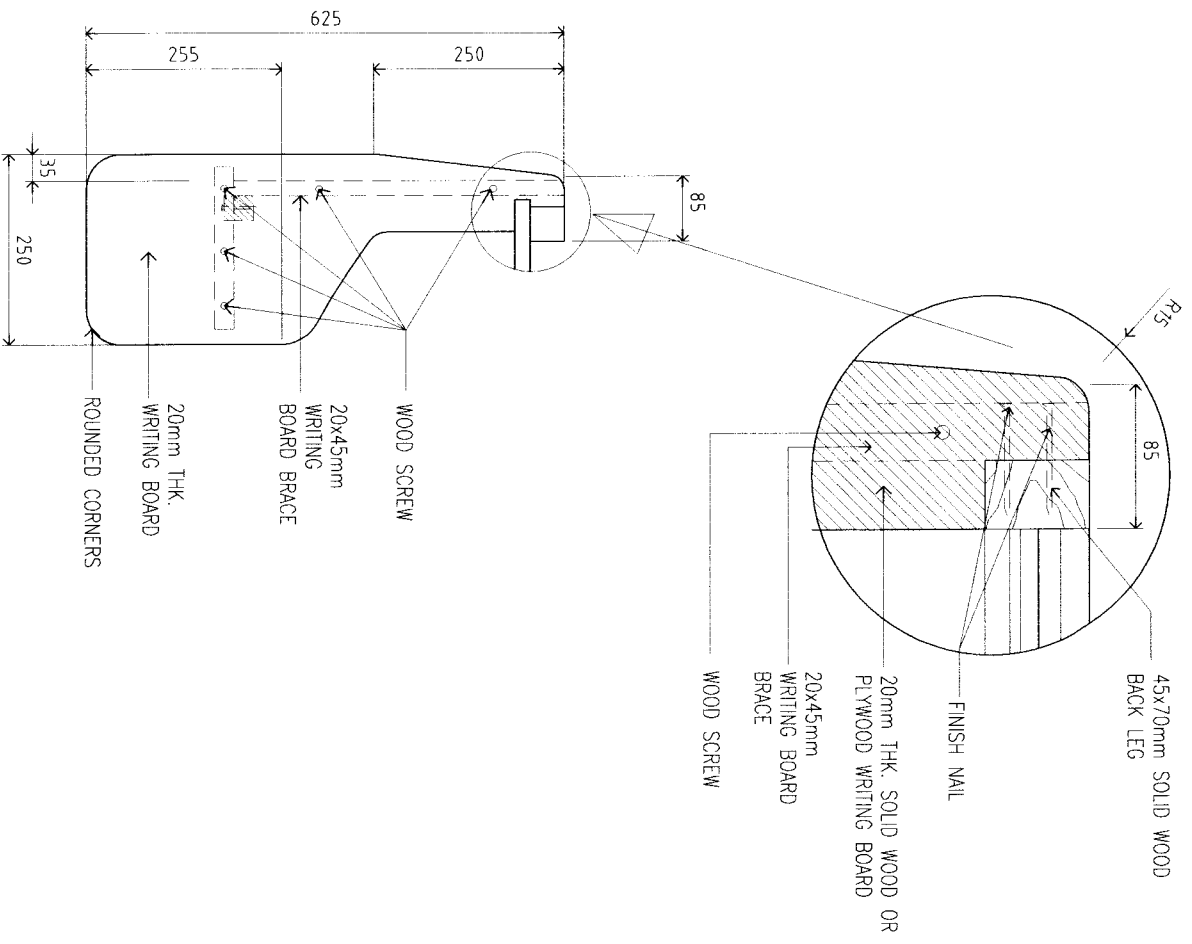
ISOMETRIC VIEW
 SCALE: NTS

**DIMENSIONS OF SECONDARY
 TABLET ARMCHAIR IN MILLIMETER**

LEVEL	DIMENSIONS	REMARKS
A SEAT HEIGHT	400	ALL DIMENSIONS SHALL BE SUBJECT TO A MAXIMUM TOLERANCE OF PLUS OR MINUS 10mm EXCEPT ON THE WIDTH OF THE WRITING BOARD WHICH SHOULD NOT BE SMALLER THAN THE REQUIRED WIDTH OF 250mm.
B SEAT DEPTH	400	
C SEAT WIDTH	430	
D WRITING BOARD HT.	640	
E BACKREST HT.	800	
F WRITING BOARD WIDTH	250	
G WRITING BOARD DEPTH	255	
H WRITING BOARD LENGTH	625	

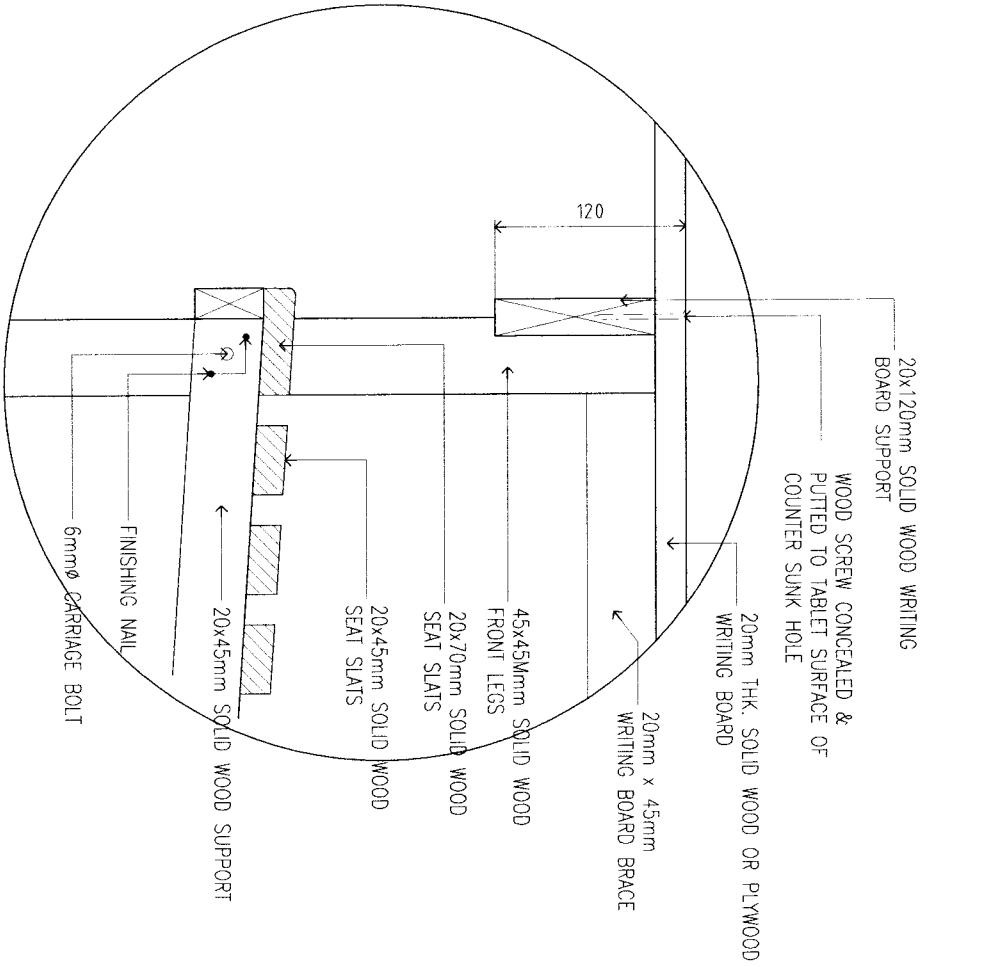
TECHNICAL SPECIFICATIONS	REMARKS
SEAT SLAT 4-20mmx45mm, SOLID WOOD 2-20mmx70mm, SOLID WOOD	ALL THICKNESS OF WOOD EXCEPT FOR MARINE PLYWOOD SHALL BE SUBJECT TO A TOLERANCE OF MINUS 2mm.
FRONT LEG 45mmx45mm, SOLID WOOD	
BACK LEG 45mmx70mm, SOLID WOOD	
BACK REST 1-20mmx100mm, SOLID WOOD 1-20mmx50mm, SOLID WOOD	
WRITING BOARD 20mm THK. SOLID WOOD OR 19mm(MIN.) THK. MARINE PLYWOOD WITH EDGING 6mm (MIN.)	
BOOK SHELF 3-20x45mm SOLID WOOD	
FINISHES WOOD - SMOOTH FINISH WITH AT LEAST 3 COATS VARNISH, MAPLE FINISH	

NOTE:
 ALL SOLID WOOD MUST BE TREATED KILN DRIED OR SUNDRIED (TANGULE, GEMELINA, RED LAUAN)



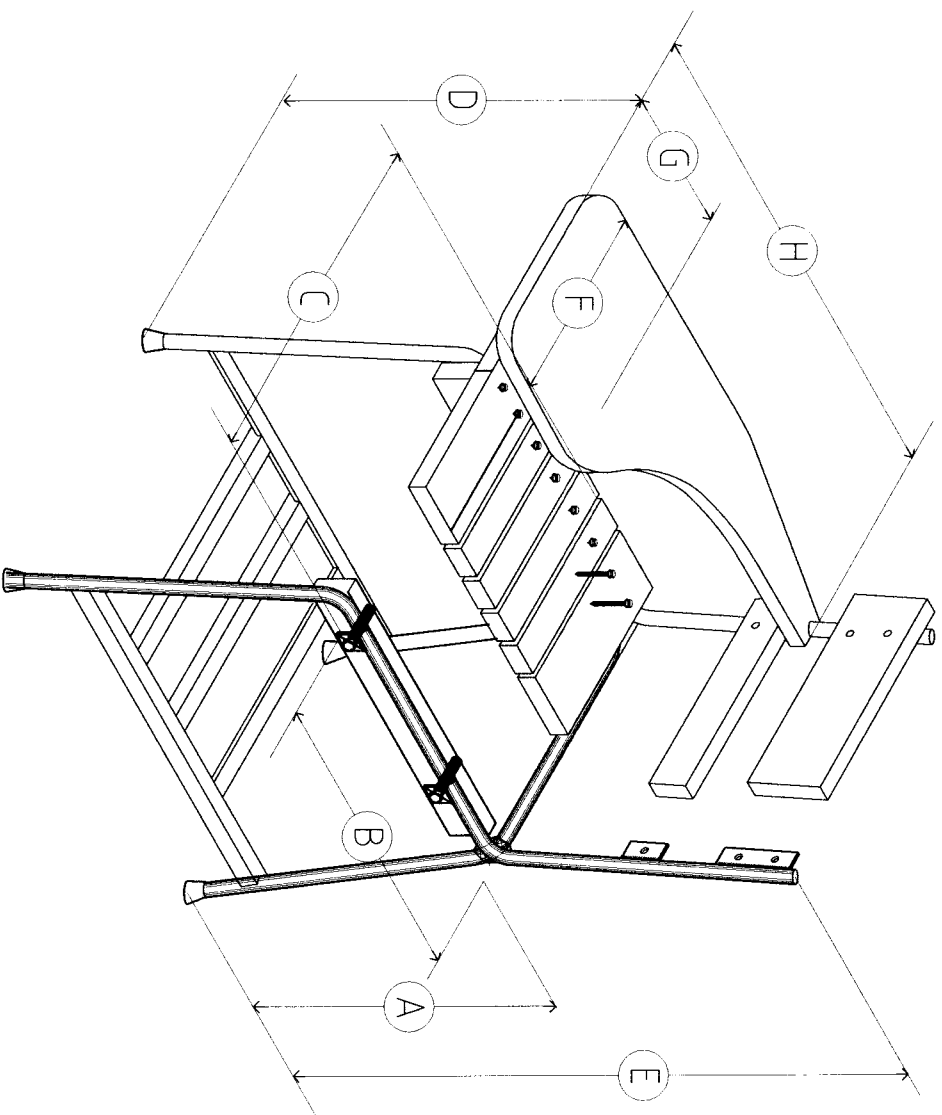
WRITING BOARD PLAN

SCALE: 1:10M



DETAIL 2

SCALE: 1:5M



ISOMETRIC VIEW

SCALE: NTS

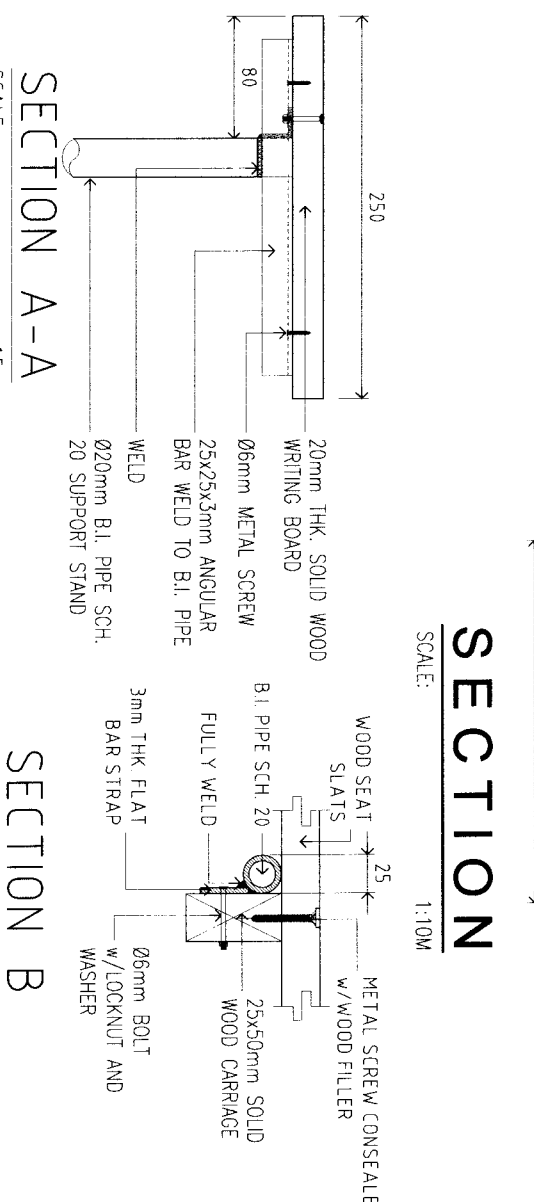
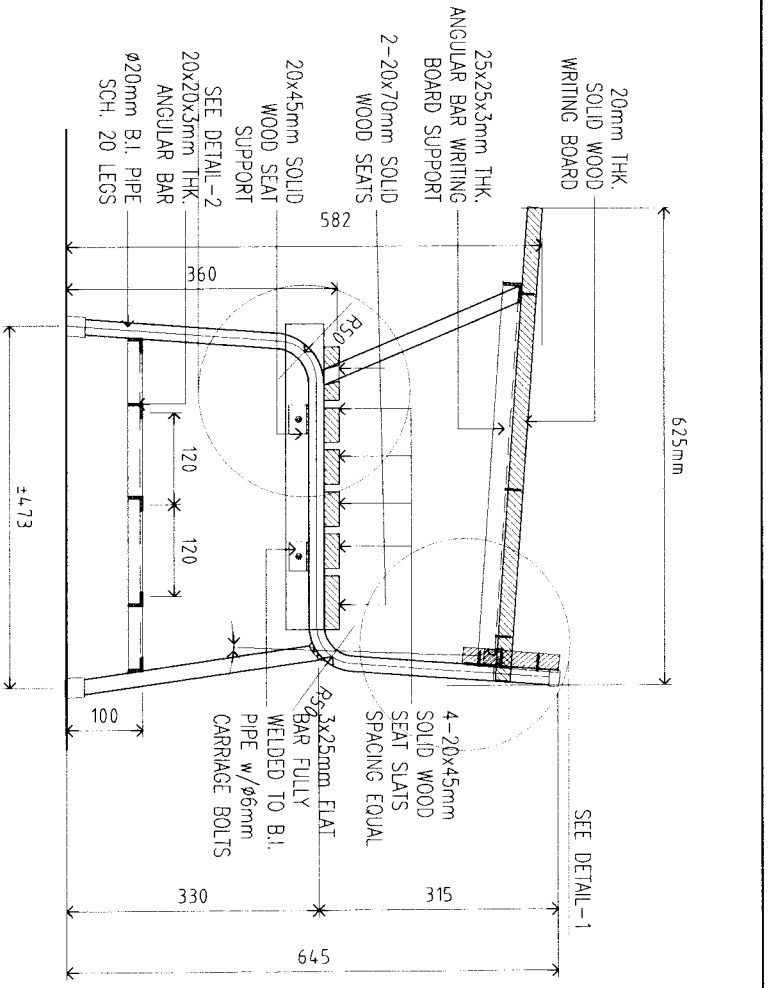
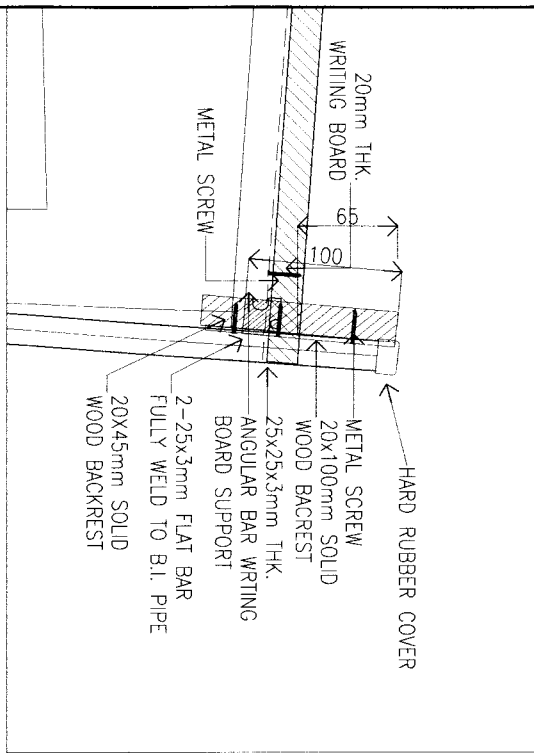
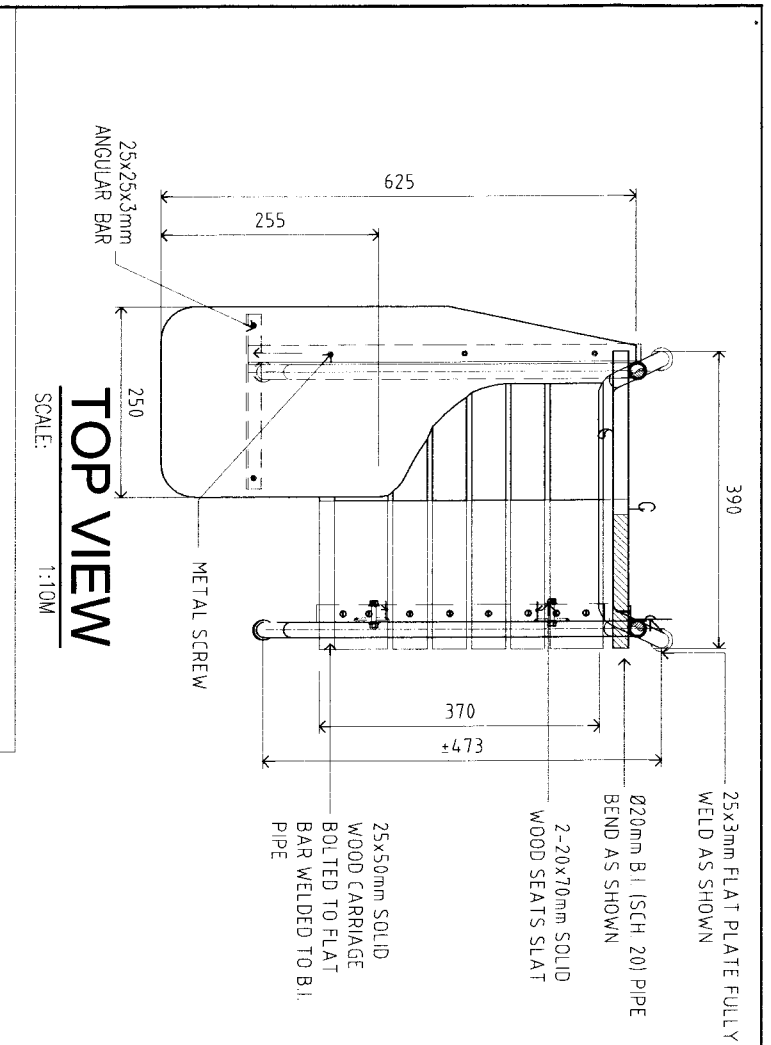
**DIMENSIONS OF PRIMARY GRADES I-IV
ARMCHAIR IN MILLIMETER**

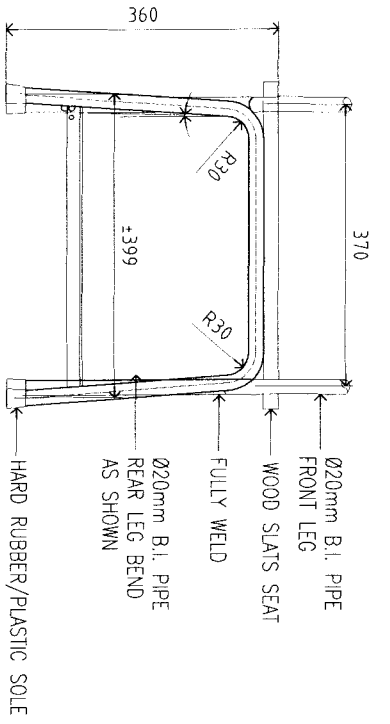
LEVEL	DIMENSIONS	REMARKS
A SEAT HEIGHT	360	ALL DIMENSIONS SHALL BE SUBJECT TO A MAXIMUM TOLERANCE OF PLUS OR MINUS 10mm EXCEPT ON THE WIDTH OF THE WRITING BOARD WHICH SHOULD NOT BE SMALLER THAN THE REQUIRED WIDTH OF 250mm.
B SEAT DEPTH	370	
C SEAT WIDTH	390	
D WRITING BOARD HT.	582	
E BACKREST HT.	645	
F WRITING BOARD WIDTH	250	
G WRITING BOARD DEPTH	255	
H WRITING BOARD LENGTH	625	

TECHNICAL SPECIFICATIONS	REMARKS
SEAT SLOT 4-20mmx45mm, TANGULE 2-20mmx70mm, TANGULE	
FRONT LEG/ BACK LEG 20mmø B.I. PIPE (SCH. 20)	
WRITING BOARD 20mm THK. SOLID WOOD OR 19mm THK. MARINE PLYWOOD	ALL THICKNESS OF WOOD EXCEPT FOR MARINE PLYWOOD SHALL BE SUBJECT TO A TOLERANCE OF MINUS 2mm.
BACK REST 1-20x100mm TANGULE 1-20x50mm TANGULE	
JOINTS FULLY WELDED	
FINISHES STEEL - 2 COATS BLACK ENAMEL FOR FRAME WITH 1 COAT PRIMER WOOD - SMOOTH FINISH WITH AT LEAST 3 COATS VARNISH, MAPLE FINISH	

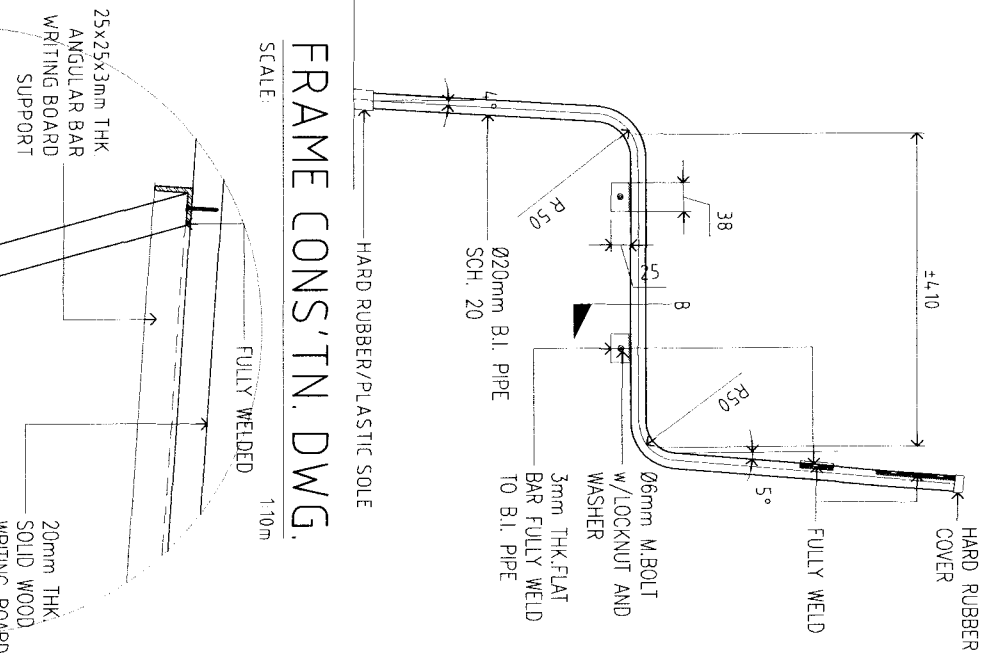
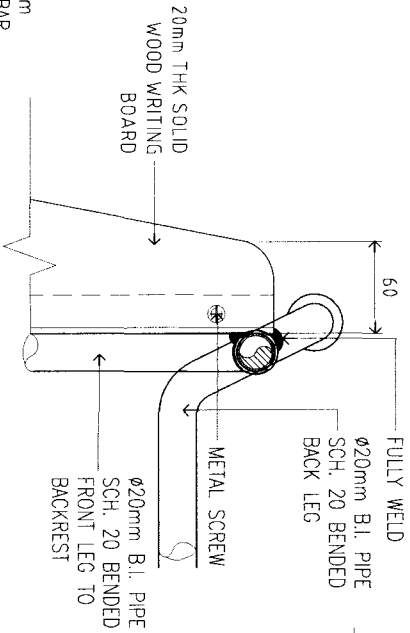
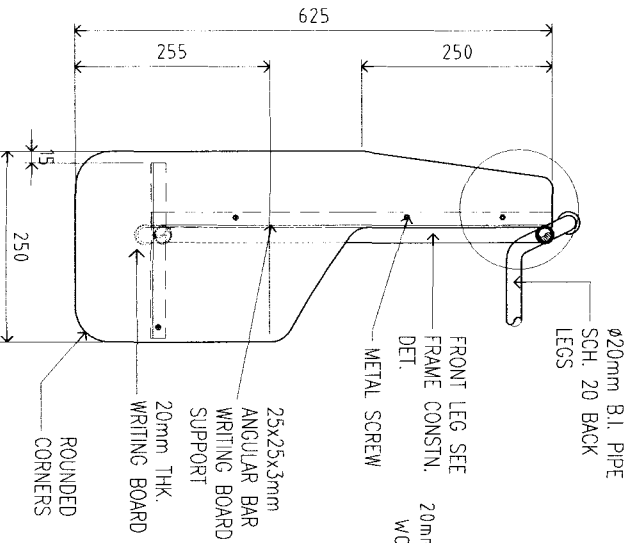
NOTE:

ALL SOLID WOOD MUST BE TREATED KILN DRIED OR SUNDRIED (TANGULE, GEWELINA, RED LAUAN)





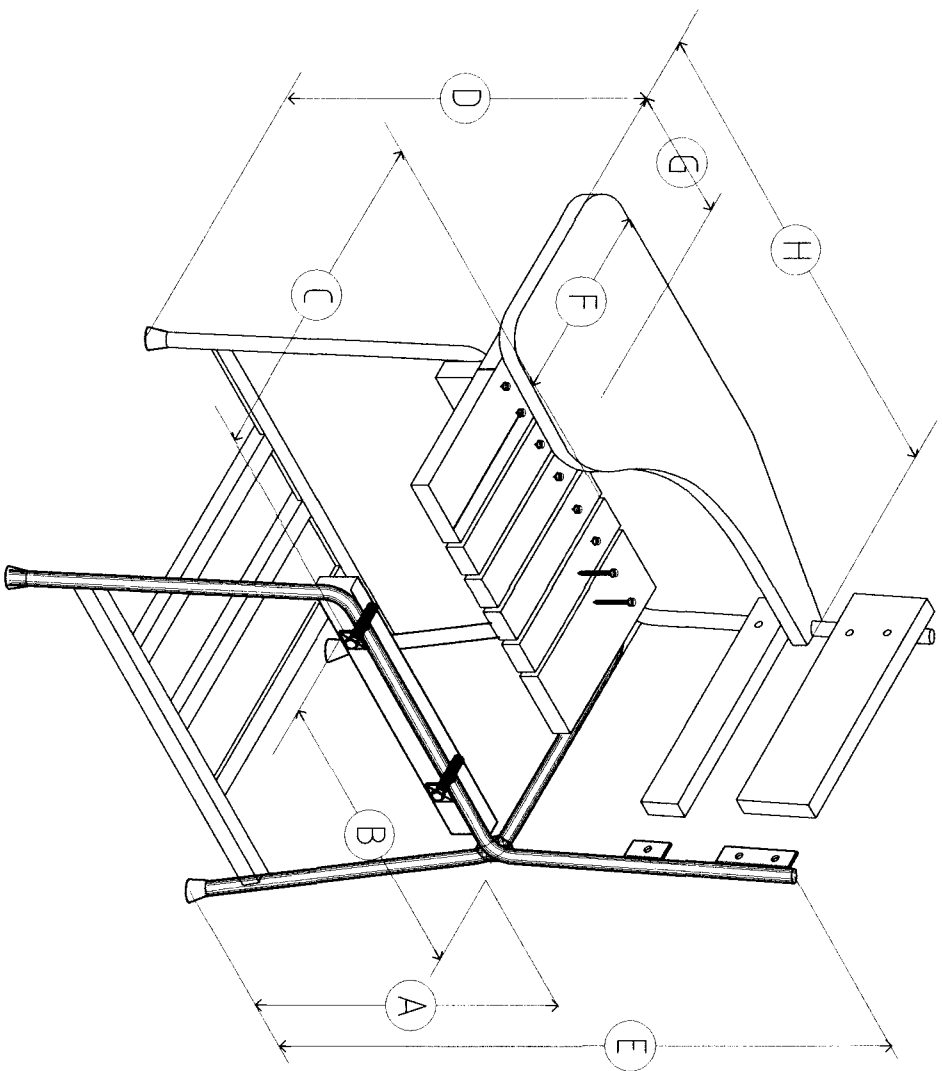
REAR LEG CONST'N. DET.
SCALE: 1:20m



FRAME CONST'N. DWG.
SCALE: 1:10m

WRITING BOARD PLAN

SCALE: 1:10M



DIMENSIONS OF GRADES V-VI
TABLET ARMCHAIR IN MILLIMETER

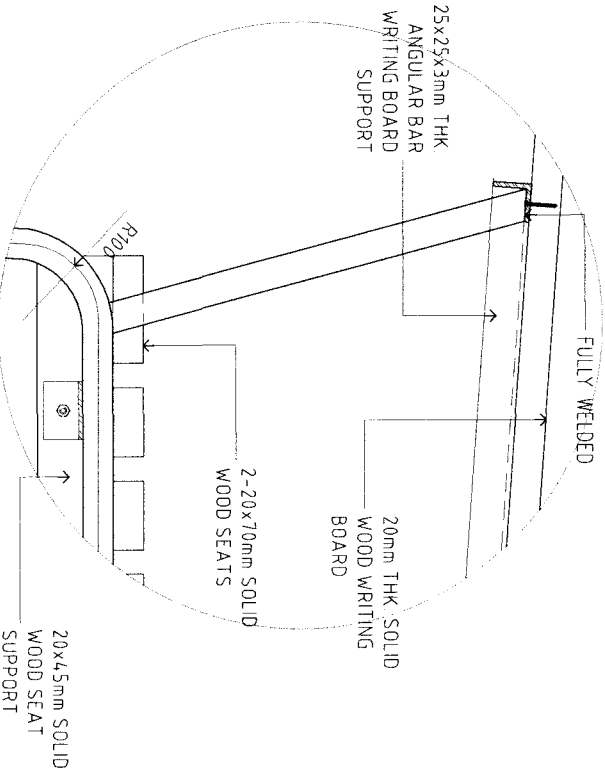
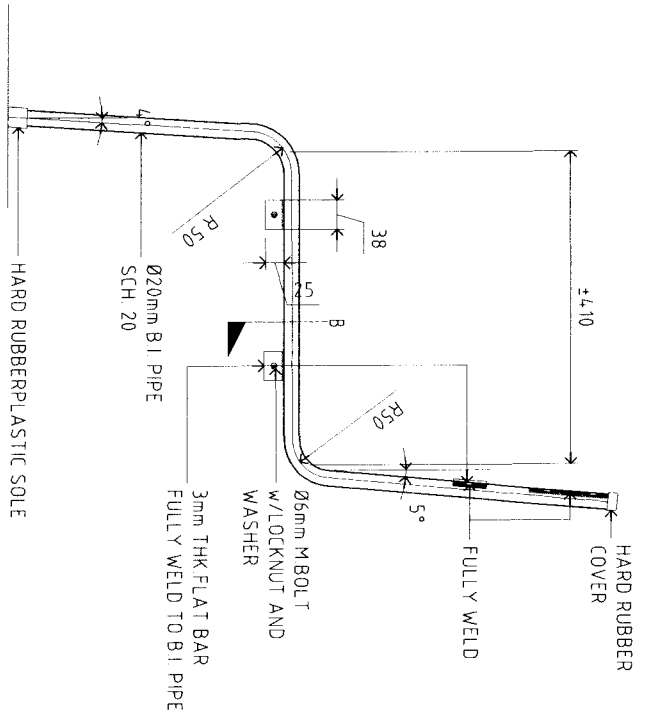
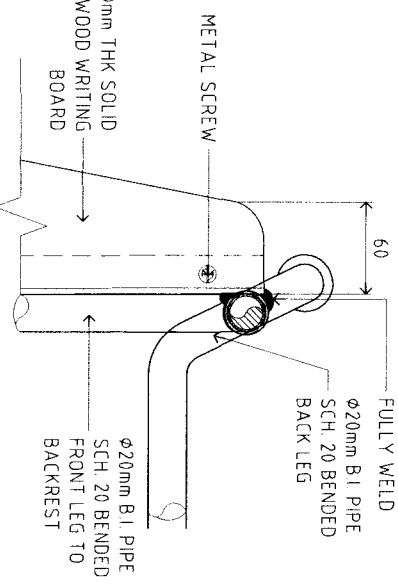
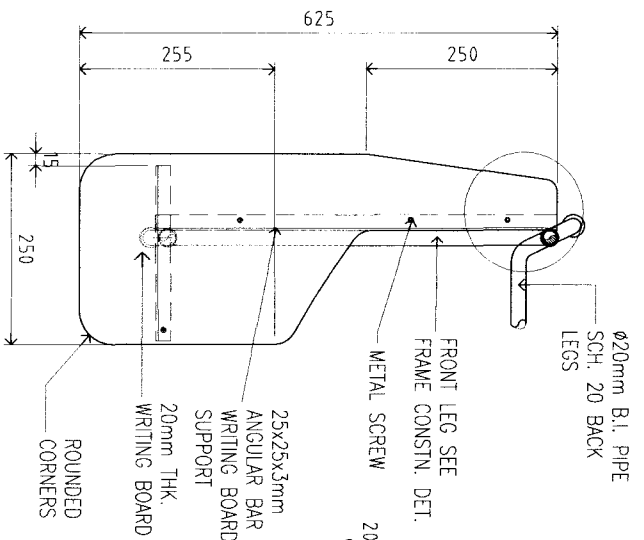
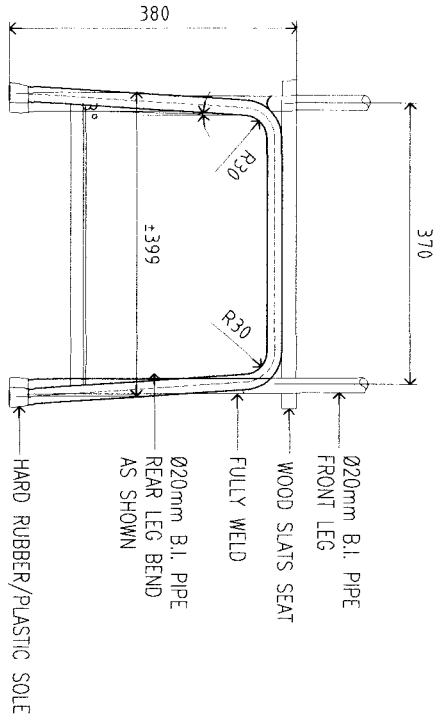
LEVEL	DIMENSIONS	REMARKS
A SEAT HEIGHT	380	ALL DIMENSIONS SHALL BE SUBJECT TO A MAXIMUM TOLERANCE OF PLUS OR MINUS 10mm EXCEPT ON THE WIDTH OF THE WRITING BOARD WHICH SHOULD NOT BE SMALLER THAN THE REQUIRED WIDTH OF 250mm.
B SEAT DEPTH	370	
C SEAT WIDTH	390	
D WRITING BOARD HT.	623	
E BACKREST HT.	710	
F WRITING BOARD WIDTH	250	
G WRITING BOARD DEPTH	255	
H WRITING BOARD LENGTH	625	

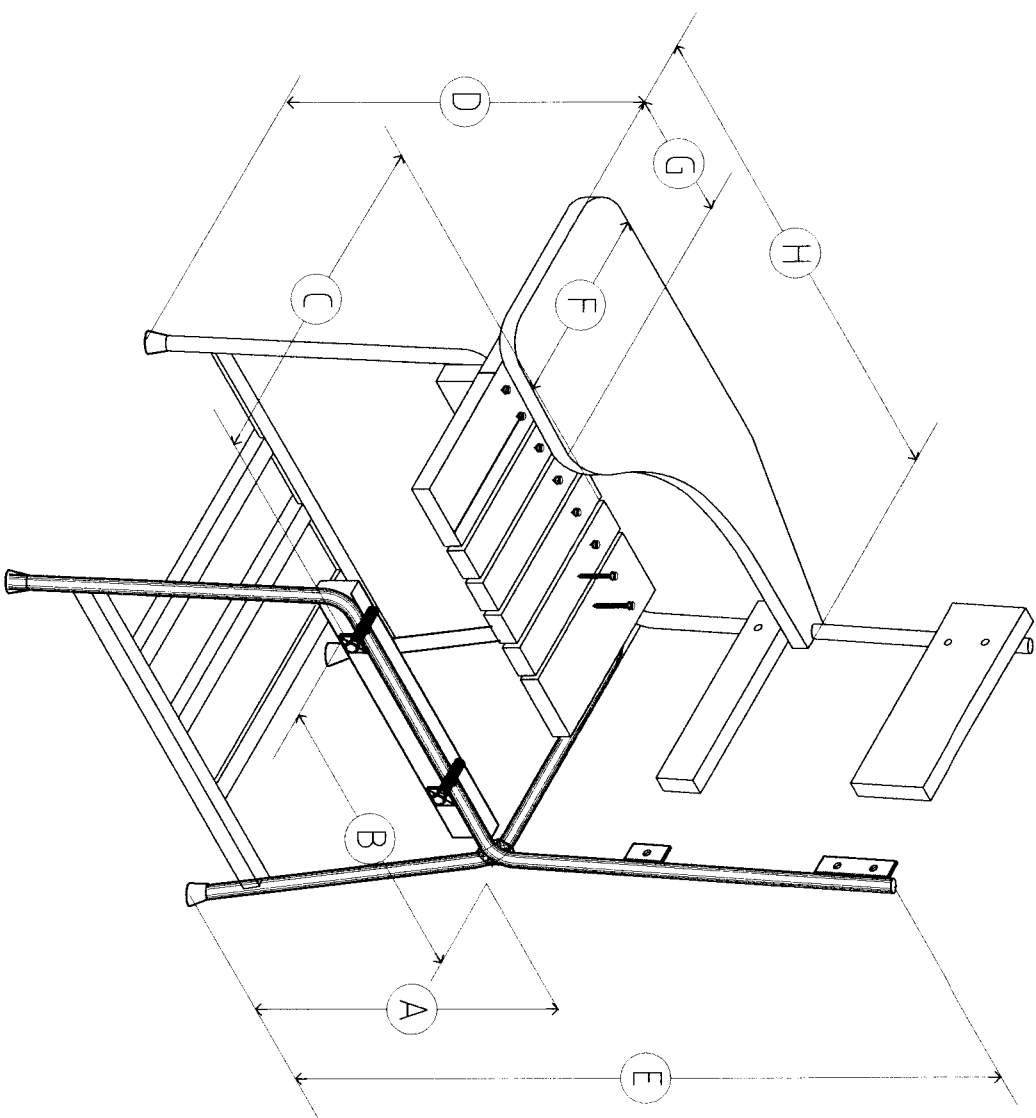
TECHNICAL SPECIFICATIONS	REMARKS
SEAT SLOT 4-20mmx45mm, SOLID WOOD 2-20mmx70mm, SOLID WOOD	
FRONT LEG/ BACK LEG 20mmø B.I. PIPE (SCH. 20)	
WRITING BOARD 20mm THK. SOLID WOOD OR 19mm(min.) THK. MARINE PLYWOOD WITH 10mm EDGING	ALL THICKNESS OF WOOD EXCEPT FOR MARINE PLYWOOD SHALL BE SUBJECT TO A TOLERANCE OF MINUS 2mm.
BACK REST 1-20x100mm SOLID WOOD 1-20x50mm SOLID WOOD	
JOINTS FULLY WELDED	
FINISHES STEEL - 2 COATS BLACK ENAMEL FOR FRAME WITH 1 COAT PRIMER WOOD - SMOOTH FINISH WITH AT LEAST 3 COATS VARNISH, MAPLE FINISH	

NOTE:
ALL SOLID WOOD MUST BE TREATED KILN DRIED OR SUNDRIED (TANGUILE, GEMELINA, RED LAUAN)

ISOMETRIC VIEW

SCALE: NTS





ISOMETRIC VIEW

SCALE: NTS

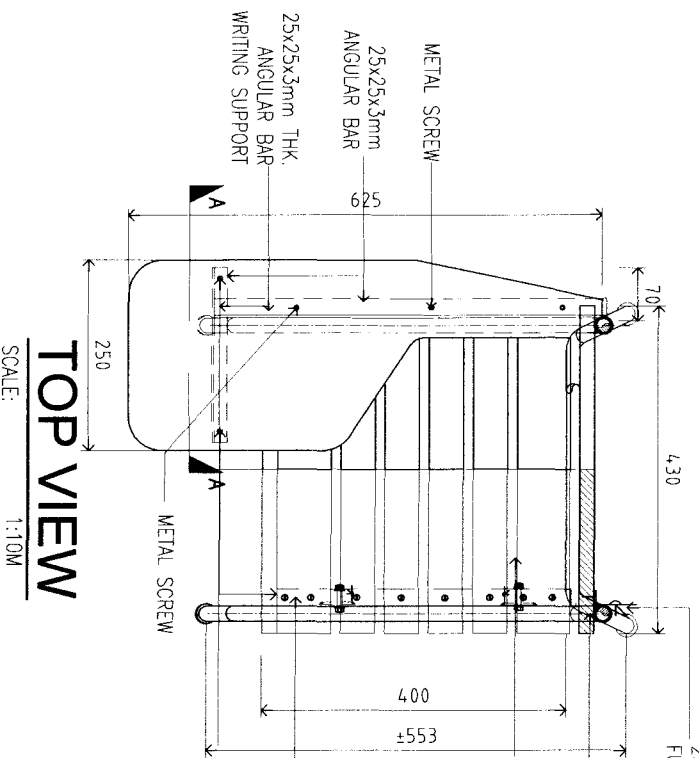
DIMENSIONS OF SECONDARY ARMCHAIR IN MILLIMETER

LEVEL	DIMENSIONS	REMARKS
A SEAT HEIGHT	400	ALL DIMENSIONS SHALL BE SUBJECT TO A MAXIMUM TOLERANCE OF PLUS OR MINUS 10mm EXCEPT ON THE WIDTH OF THE WRITING BOARD WHICH SHOULD NOT BE SMALLER THAN THE REQUIRED WIDTH OF 250mm.
B SEAT DEPTH	400	
C SEAT WIDTH	430	
D WRITING BOARD HT.	640	
E BACKREST HT.	800	
F WRITING BOARD WIDTH	250	
G WRITING BOARD DEPTH	255	
H WRITING BOARD LENGTH	625	

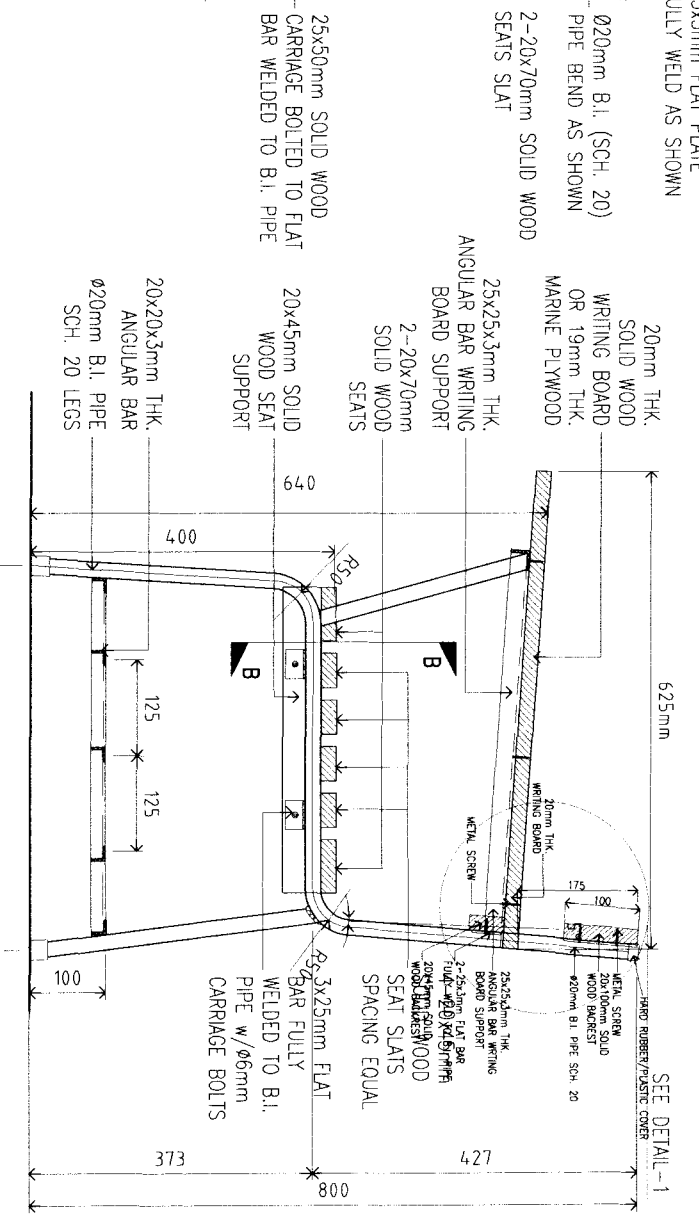
TECHNICAL SPECIFICATIONS	REMARKS
SEAT SLOT 4-20mmx45mm, SOLID WOOD 2-20mmx70mm, SOLID WOOD	
FRONT LEG/ BACK LEG 20mmØ B.I. PIPE (SCH. 20)	
WRITING BOARD 20mm THK. SOLID WOOD 19mm THK. MARINE PLYWOOD W/ 10mm MINIMUM WOOD EDGING	ALL THICKNESS OF WOOD EXCEPT FOR MARINE PLYWOOD SHALL BE SUBJECT TO A TOLERANCE OF MINUS 2mm.
BACK REST 1-20x100mm SOLID WOOD 1-20x50mm SOLID WOOD	
JOINTS FULLY WELDED	
FINISHES STEEL - 2 COATS BLACK ENAMEL FOR FRAME WITH 1 COAT PRIMER WOOD - SMOOTH FINISH WITH AT LEAST 3 COATS VARNISH, MAPLE FINISH	

NOTE:

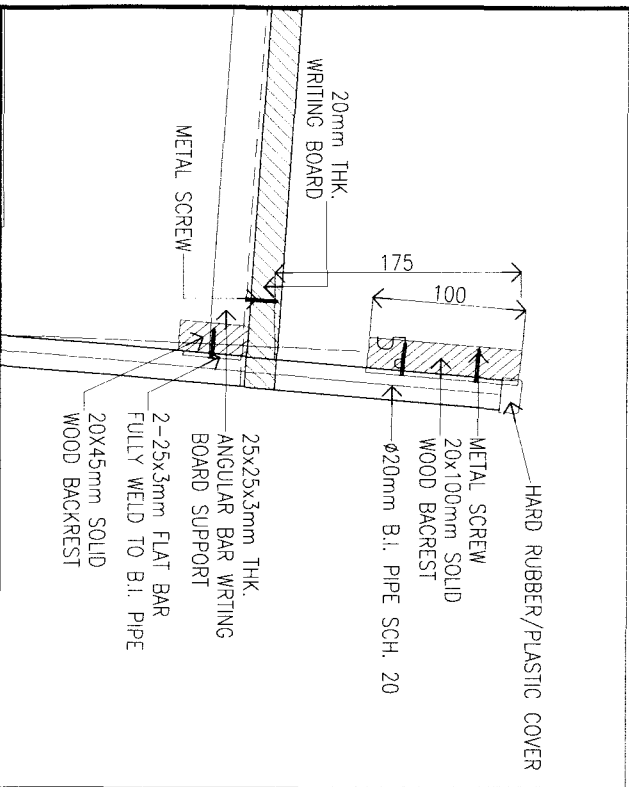
ALL SOLID WOOD MUST BE TREATED KILN DRIED OR SUNDRIED (TANGULILE, GEMELINA, RED LAJUAN)



TOP VIEW
SCALE: 1:10M



SECTION
SCALE: 1:10M



SECTION A-A
SCALE: 1:5m

SECTION B
SCALE: 1:5m

Technical Specifications

GENERAL SPECIFICATIONS AND REQUIREMENTS FOR ARMCHAIRS MADE OF NON-WOOD BASED MATERIALS

I. SCOPE

This General Specification is for the fabrication/manufacture/production of elementary and secondary armchairs using non-wood based materials hereof.

II. SHOP DRAWINGS

Unless otherwise specified in the Purchaser's drawings, consideration shall be given to the manufacturer in utilizing its own established plant methods and standards in the fabrication/production of armchairs. The manufacturer shall be required to submit shop drawings or brochures of the armchair being offered. Plans shall be drawn large enough to convey the information adequately. The plans must show the material specifications and the dimension of the armchair.

III. TYPICAL DESIGN

The design of armchair is intended to accommodate a pupil/student. It should be of rigid construction/assembly, strong and light enough so that pupils/students can easily carry the chair.

The design of armchair should have a seat, backrest, and writing board. The seat should be designed to give comfort to pupil/students while sitting. The seat should be ergonomically spacious to suitably accommodate the buttocks of the students.

The writing board should be wide enough and adequately supported. The topboard should be smooth to allow comfort during classroom tasks of reading and writing.

The backrest should comfortably support the lumbar vertebrae of the pupils/students while in sitting position. The armchair should be stable so that it will not overturn while pupils/students are seated.

The armchair as a whole should show no adverse effects when subjected to the weight of a sitting or standing adult. The dimension shall be complying with the dimensions as required by the Purchaser.

IV. MATERIALS REQUIREMENT

The materials to be used shall be durable, impermeable, hygienic, and easy to clean. All materials with wood component such as plywood, plyboard, fiberboard etc. shall not be acceptable.

The acceptable non-wood based material for the main component of the armchair shall be:

a. Rigid Foamed PVC

Material – rigid foamed pvc Minimum thickness – 20mm

Finished – shall be smooth and free from imperfections

- Surfaces of topboard, seats and backrest shall be laminated

b. Fiberglass

Material - Fiberglass

Minimum thickness – 4mm

Finished – all surfaces shall be smooth and free from imperfections

- Surfaces of topboard, seats and backrest shall be smoothly finished and with smart color.

c. Plastic

Material – Virgin Polypropylene (PP)

Minimum thickness – 4 mm

Finished – all surfaces shall be smooth and free from imperfections

d. Steel

Material – Minimum of 0.9mm thick metal sheet

- Minimum of 20 mm dia. Pipe (sch. 20)
- Minimum of 2.5mm x 25mm x 25mm angular bar
- Minimum of 2.5mm x 25mm flat bar
- Minimum of 12 mm dia. solid bar

V. WORKMANSHIP

All armchairs shall be of good workmanship and all components including those not specifically referred to in this standard shall be of a quality equal to that used and recognized in the trade practice. All components shall be adequately braced to provide stability and durability.

All bends, connections and welds must be undertaken with industry norms.

All furniture shall have a neat appearance. Surface shall have a smooth, even and uniform finish. There shall be no cracks and chips, which may affect the appearance or serviceability of the furniture. There shall be no sharp edges.

VI. QUALITY CONTROL

The manufacturer shall provide quality control procedures to the extent that he deems necessary to assure that all work is performed in accordance with this specification. In addition to the manufacturer's quality control procedures, materials and workmanship at all times may be subject to inspection by Inspector representing the purchaser.

Materials or workmanship not in reasonable conformance with the provision of this specification may be rejected at any time during the progress of work.

VII. TESTING

All manufactured armchairs using non-wood based materials must pass the durability test to be conducted by the Department of Trade and Industry (DTI) or Department of Science and Technology (DOST) or any other government testing center. A test Result issued by DTI or DOST to a manufacturer one (1) year prior to bid opening shall be acceptable, and shall be submitted inside the Technical Proposal.

For bidders without test results, three (3) units of armchairs made of non-wood based materials shall be required for testing purposes. At least two sample armchairs should pass the test being conducted by DTI or DOST.

Bids with two (2) samples that failed said DTI or DOST test shall be rejected.

The three (3) units of armchairs to be submitted shall be composed of either two (2) Secondary Level armchairs and one (1) Elementary Level armchair or one (1) Secondary Level armchair and two (2) Elementary Level armchair.

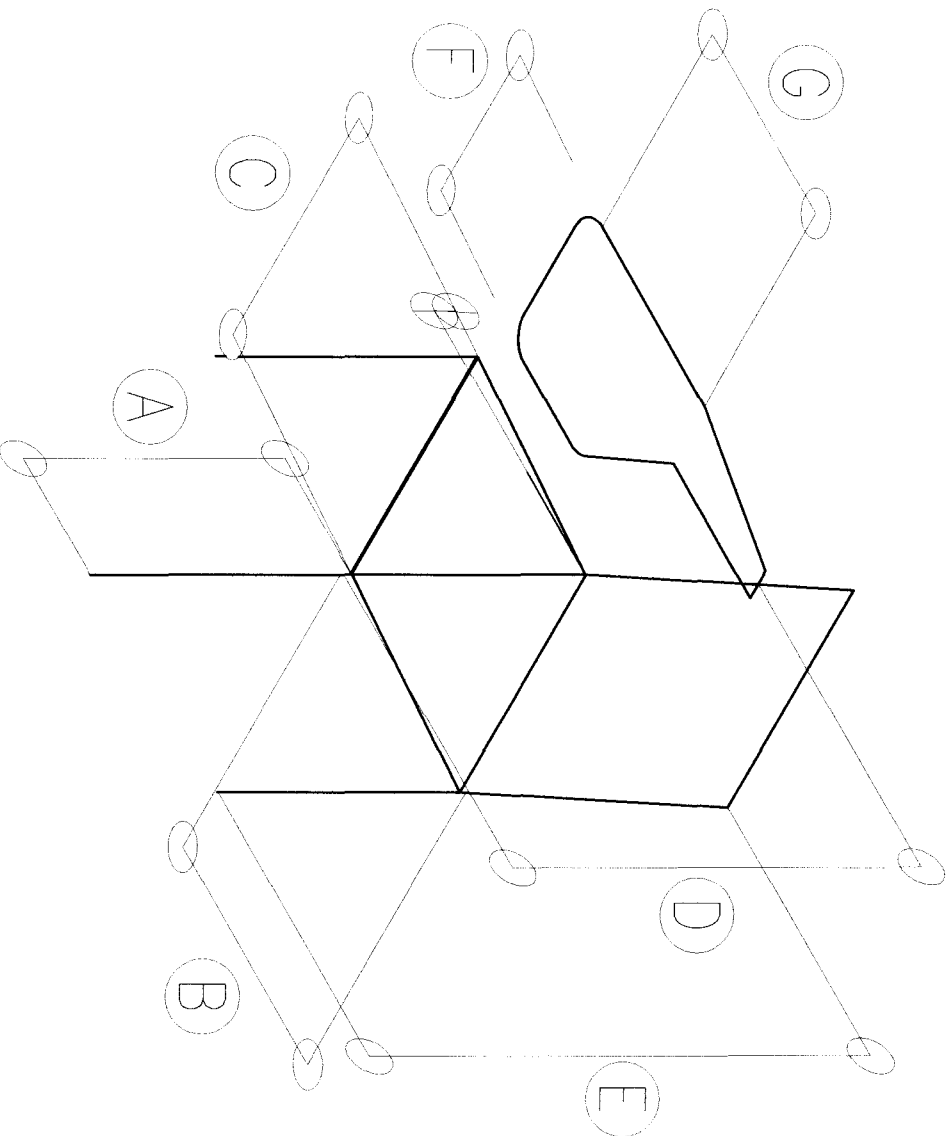
These samples shall be submitted by DepED to the Bureau of Product Standards Testing Center of the Department of Trade and Industry (DTI) or DOST for testing, and compliance. All testing fees and other incidental expenses in the testing shall be assumed by the bidder.

DIMENSIONS OF ELEMENTARY GRADES V-VI
TABLET ARMCHAIR IN MILLIMETER

LEVEL	DIMENSIONS
A SEAT HEIGHT	370-399
B SEAT DEPTH	370-399
C SEAT WIDTH	380 (min.)
D WRITING BOARD HT.	610-630
E BACKREST HT.	700 (min.)
F WRITING BOARD WIDTH	250 (min.)
G WRITING BOARD DEPTH	250 (min.)

DIMENSIONS OF SECONDARY
TABLET ARMCHAIR IN MILLIMETER

LEVEL	DIMENSIONS
A SEAT HEIGHT	400-420
B SEAT DEPTH	400-420
C SEAT WIDTH	440 (max.)
D WRITING BOARD HT.	630-650
E BACKREST HT.	700 (min.)
F WRITING BOARD WIDTH	250 (min.)
G WRITING BOARD DEPTH	250 (min.)



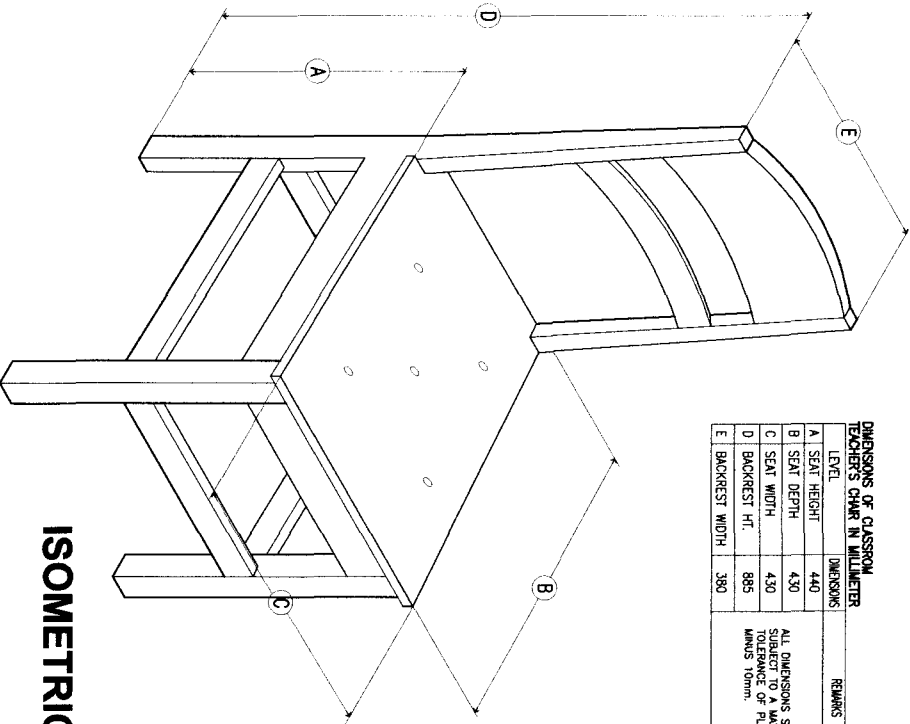
ISOMETRIC VIEW

SCALE: NTS

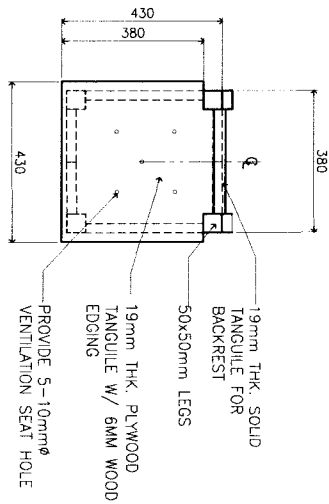
TECHNICAL SPECIFICATIONS	REMARKS
SEAT BOARD 19mm (MIN.) THK. MARINE PLYWOOD WITH EDGING 6mm (MIN.) OR 20mm THK. SOLID WOOD PROVIDE 5-10mm ϕ VENTILATION SEAT HOLE	ALL THICKNESS OF MATERIALS ON MARINE PLYWOOD SHALL BE SUBJECT TO A TOLERANCE OF MINUS 2mm.
FRONT LEG 50mmx50mm, SOLID WOOD	
BACK LEG 50mmx50mm, SOLID WOOD	
BACK REST 1-19mmx100mm, SOLID WOOD 1-25mmx50mm, SOLID WOOD	
LEG SUPPORT 4-25x50mm TENON-JOINTED SOLID WOOD LEG SUPPORT	
SEAT SUPPORT 4-25mmx76mm TENON-JOINTED SOLID WOOD SEAT SUPPORT	
FINISHES WOOD - SMOOTH FINISH WITH AT LEAST 3 COATS VARNISH, MAPLE FINISH	

NOTE:
ALL SOLID WOOD MUST BE TREATED KILN DRIED OR SUNDRIED (TANGULLE, GEMELWA, RED LAMAN)

DIMENSIONS OF CLASSROOM TEACHER'S CHAIR IN MILLIMETER		REMARKS
LEVEL	DIMENSIONS	
A SEAT HEIGHT	440	ALL DIMENSIONS SHALL BE SUBJECT TO A TOLERANCE OF PLUS OR MINUS 10mm.
B SEAT DEPTH	430	
C SEAT WIDTH	430	
D BACKREST HT.	885	
E BACKREST WIDTH	380	

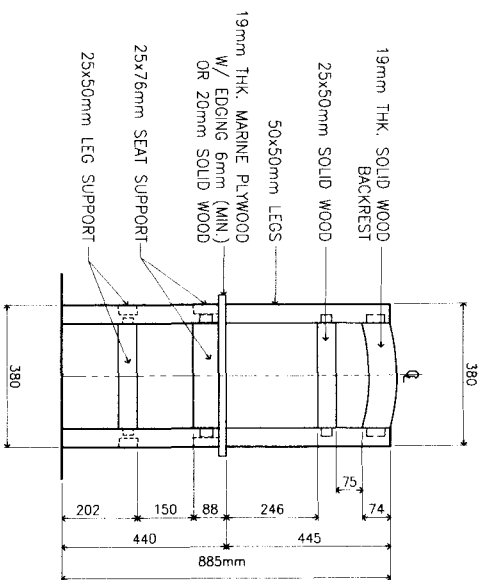


ISOMETRIC



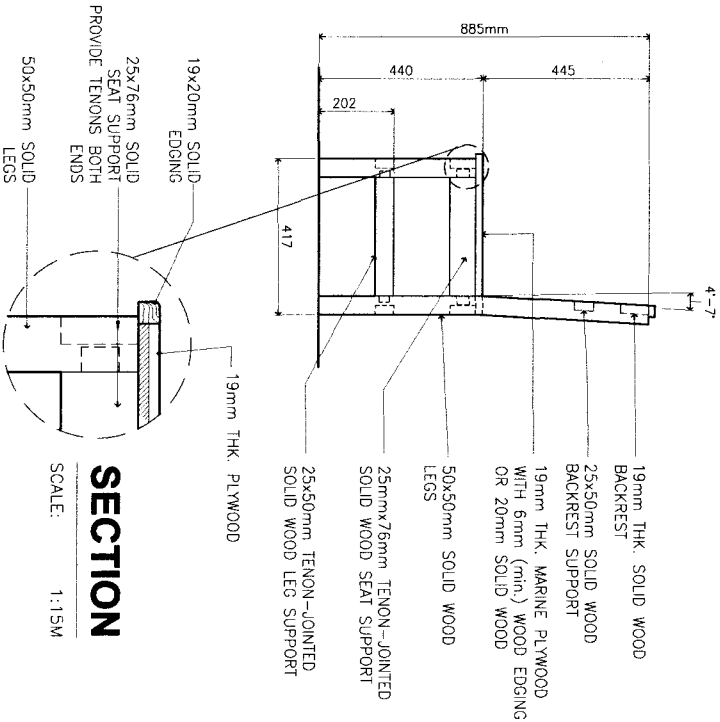
PLAN

SCALE: 1:1.5M



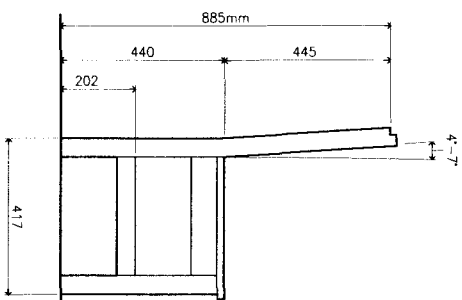
FRONT ELEVATION

SCALE: 1:1.5M



SECTION

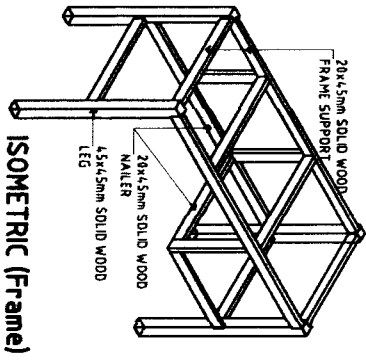
SCALE: 1:1.5M



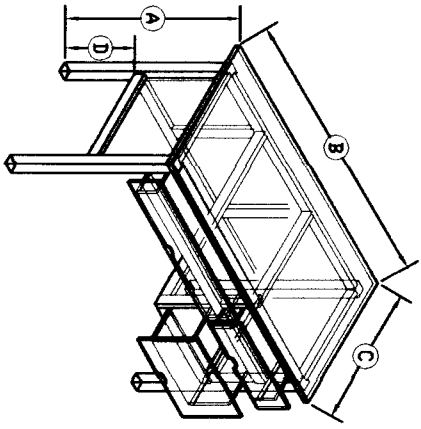
LEFT SIDE ELEVATION

SCALE: 1:1.5M

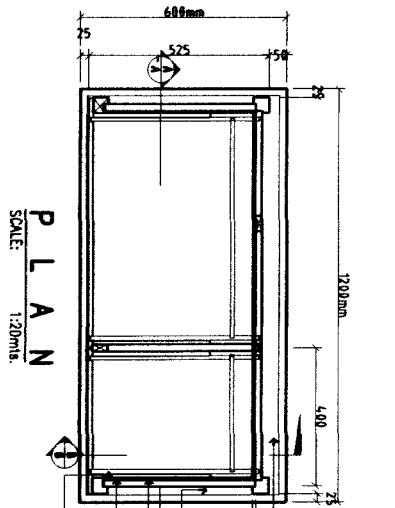
PROJECT TITLE :



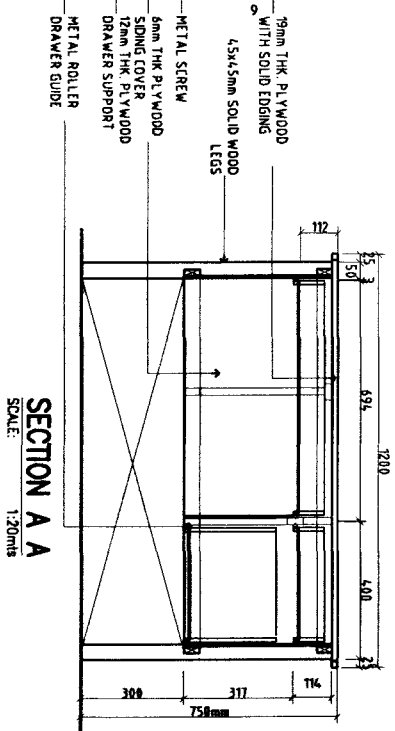
ISOMETRIC (Frame)



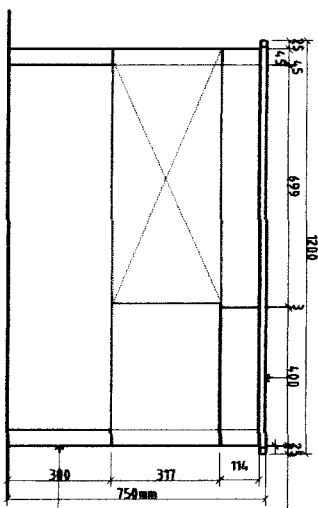
ISOMETRIC



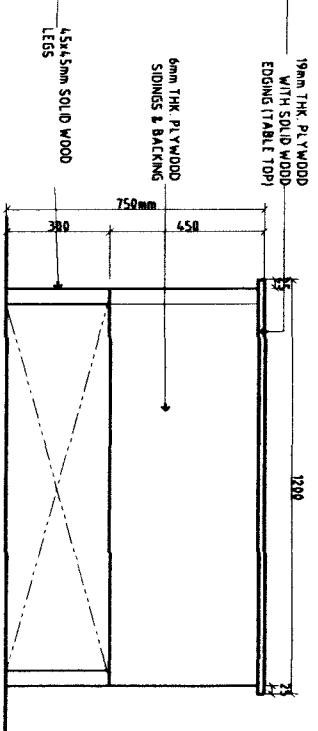
PLAN
SCALE: 1:20m/s



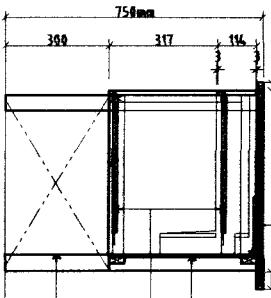
SECTION A A
SCALE: 1:20m/s



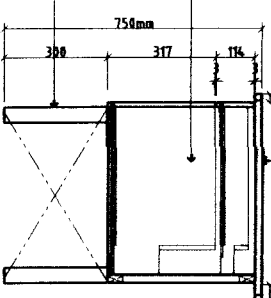
FRONT ELEVATION
SCALE: 1:20m/s



REAR ELEVATION
SCALE: 1:20m/s

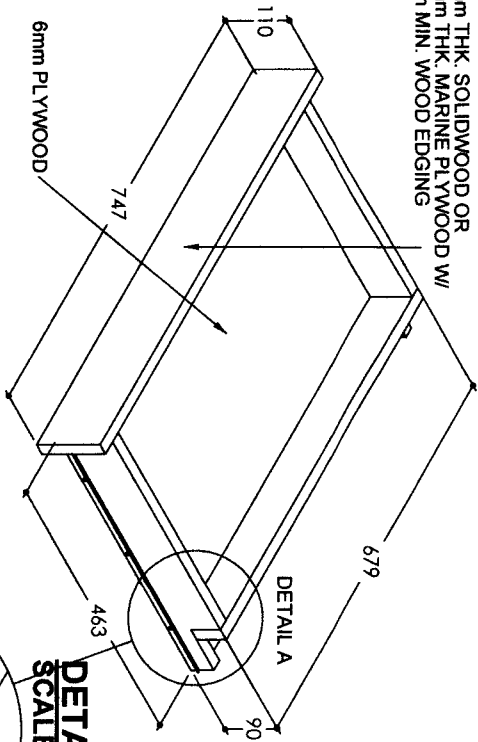


SECTION B B
SCALE: 1:20m/s

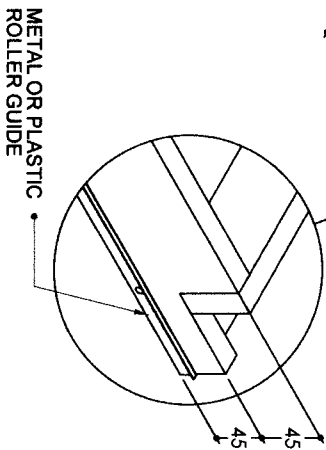


SIDE ELEVATION
SCALE: 1:20m/s

12mm THK. SOLIDWOOD OR
12mm THK. MARINE PLYWOOD W/
6mm MIN. WOOD EDGING

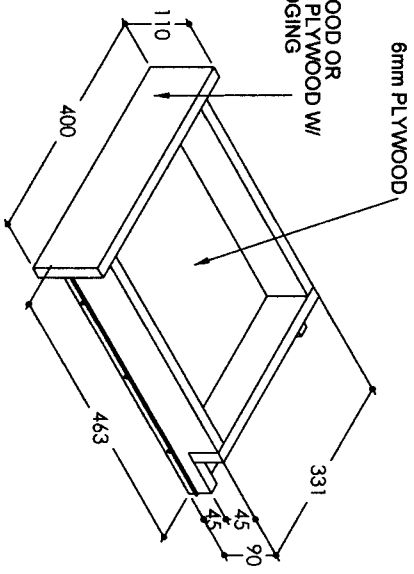


DETAIL OF DRAWER 1
SCALE: NTS



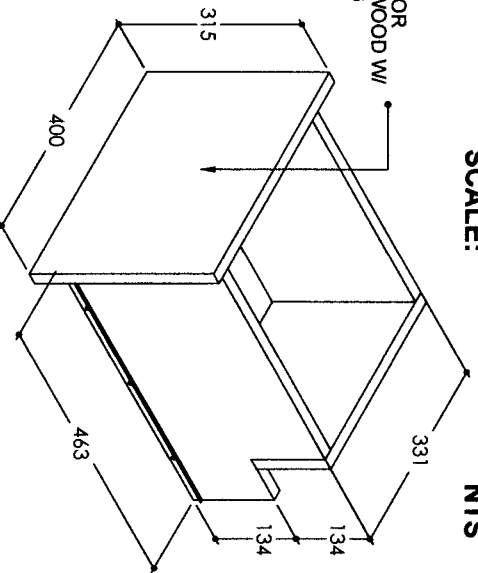
DETAIL A
SCALE: NTS

12mm THK. SOLIDWOOD OR
12mm THK. MARINE PLYWOOD W/
6mm MIN. WOOD EDGING



DETAIL OF DRAWER 2
SCALE: NTS

12mm THK. SOLIDWOOD OR
12mm THK. MARINE PLYWOOD W/
6mm MIN. WOOD EDGING



DETAIL OF DRAWER 3
SCALE: NTS

**DIMENSIONS OF TEACHER'S TABLE
IN MILLIMETER**

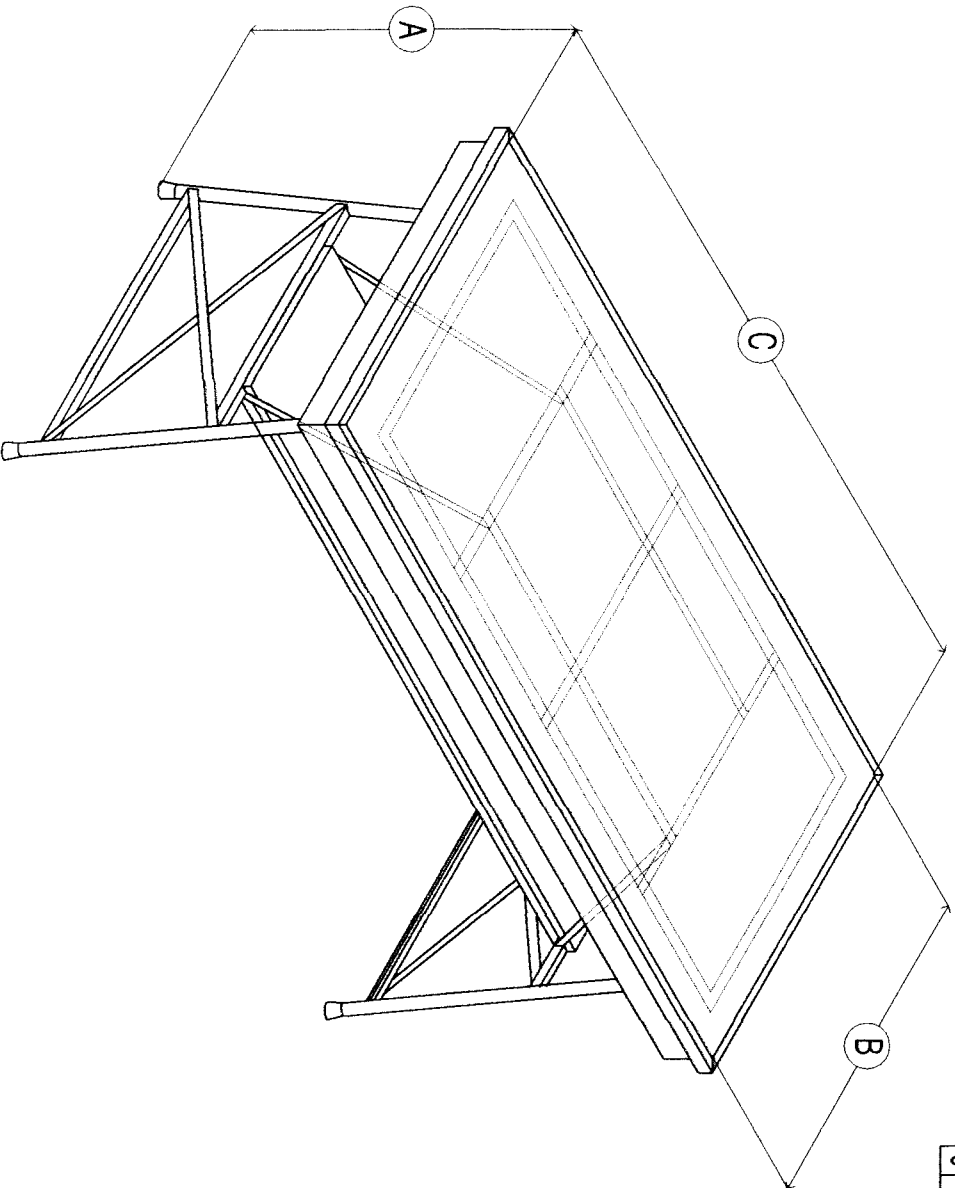
LEVEL	DIMENSIONS	REMARKS
A TABLE HEIGHT	750	ALL DIMENSIONS SHALL BE SUBJECTED TO A MAX. TOLERANCE OF PLUS OR MINUS 10mm
B TABLE LENGTH	1200	
C TABLE WIDTH	600	
D SIDINGS/ BACKING HT.	300	

TECHNICAL SPECIFICATIONS	REMARKS
TABLE TOP 19mm THK. MARINE PLYWOOD W/ SOLID 20mm MIN. WOOD EDGING	ALL THICKNESS OF WOOD EXCEPT FOR MARINE PLYWOOD SHALL BE SUBJECTED TO A TOLERANCE OF MINUS 2MM.
FRONT / BACK LEGS 45mm X 45mm. SOLID WOOD	
FRAMING/ NAILER 20mm X 45mm. SOLID WOOD	
DRAWER 12mm THK. SOLIDWOOD or 12mm THK. MARINE PLYWOOD w/ 6mm WOOD EDGING.	
SIDINGS 6mm THK. MARINE PLYWOOD	
DRAWER ROLLER GUIDE METAL OR PLASTIC	

NOTE:
ALL SOLIDWOOD MUST BE TREATED KILN DRIED OR
SUNDRIED (TANGUILE, GEMELINA, RED LAUAN)

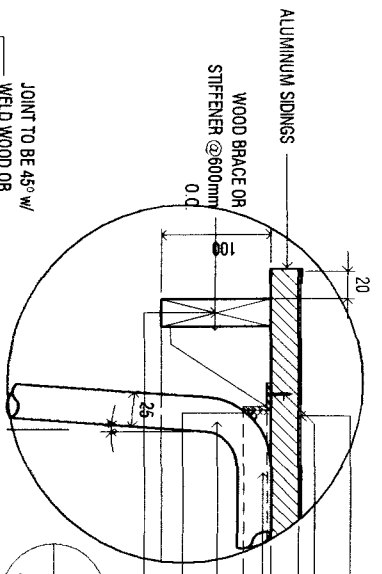
**DIMENSIONS OF SCIENCE
LABORATORY TABLE IN MILLIMETER**

LEVEL	DIMENSIONS	REMARKS
A	900	DIMENSIONS SHALL BE SUBJECT TO A MAXIMUM TOLERANCE OF PLUS OR MINUS 10mm
B	800	
C	1800	

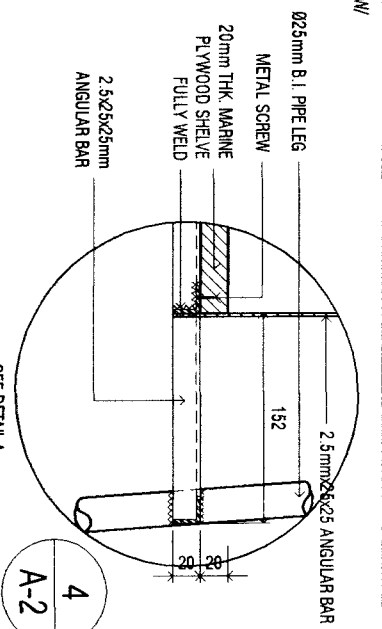


TECHNICAL SPECIFICATIONS:

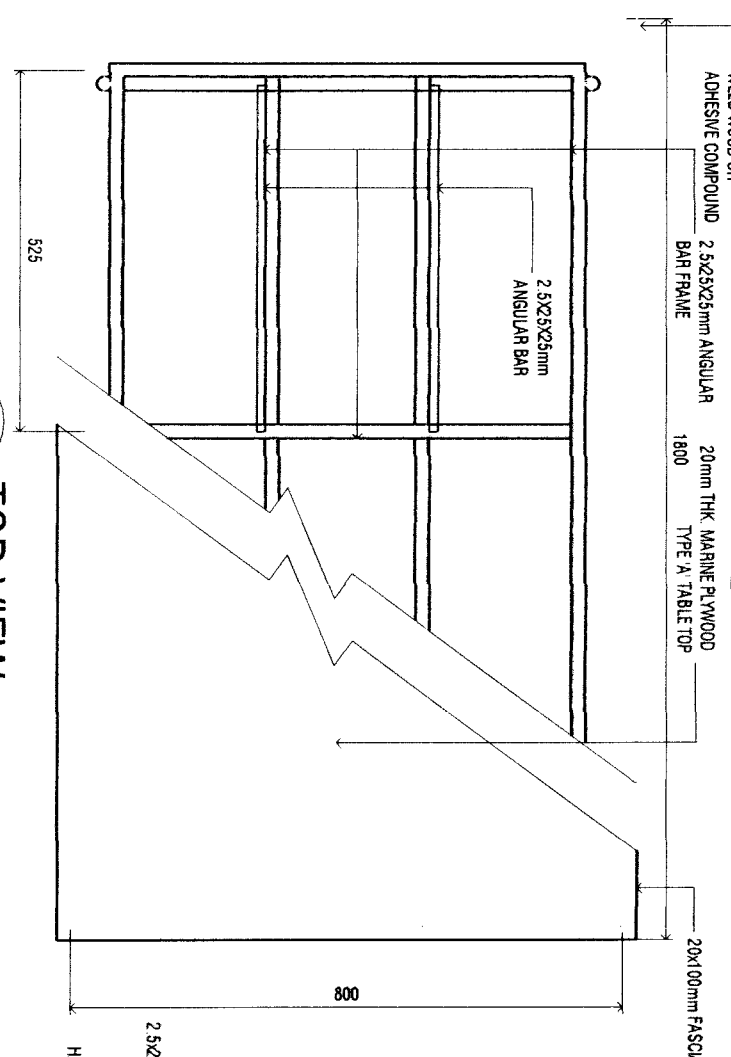
TOP TABLE	19mm THICK MARINE PLYWOOD w/ 4mm THK FORMICA
FASCIA	20x100mm SOLID WOOD JOINT 45° WITH WELD WOOD OR APPROVED ADHESIVE COMPOUND
LEGS	25mmØ B. I. PIPE (SCH. 20)
SHELVE	19mm THK. MARINE PLYWOOD
FRAMING	2.5 x 25 x 25mm ANGULAR BAR
JOINTS	FULLY WELDED
FINISHES	STEEL - 2 COATS BLACK EPOXY OR ANTI-ACID PAINT FOR FRAME WITH 1 COAT PRIMER TOP - 1.4mm FORMICA OR SMOOTH FINISH WOOD - DUCO FINISH (WHITE)



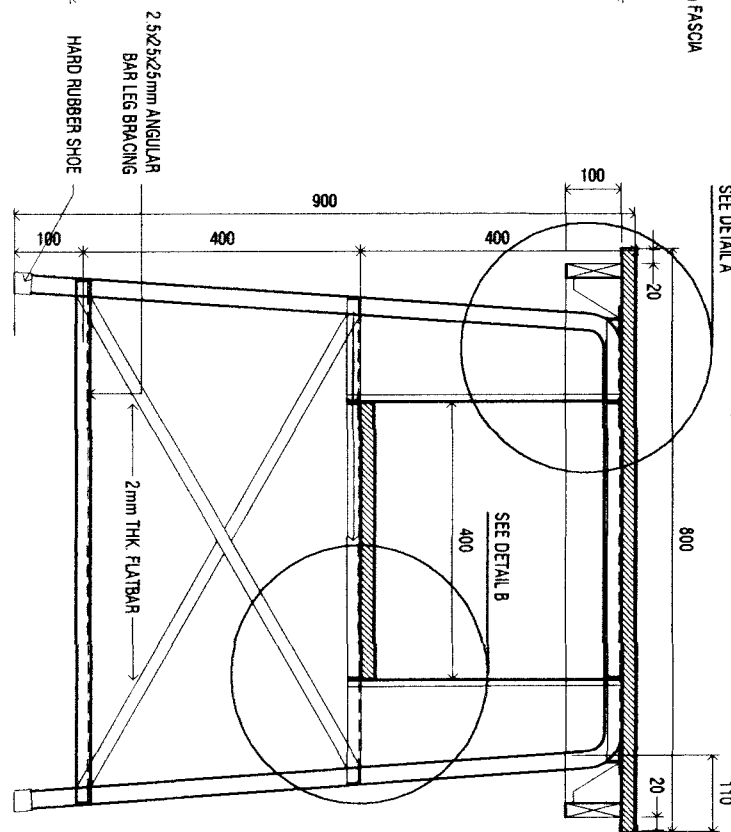
3
DETAIL A
SCALE: 1:5m



4
DETAIL B
SCALE: 1:5m



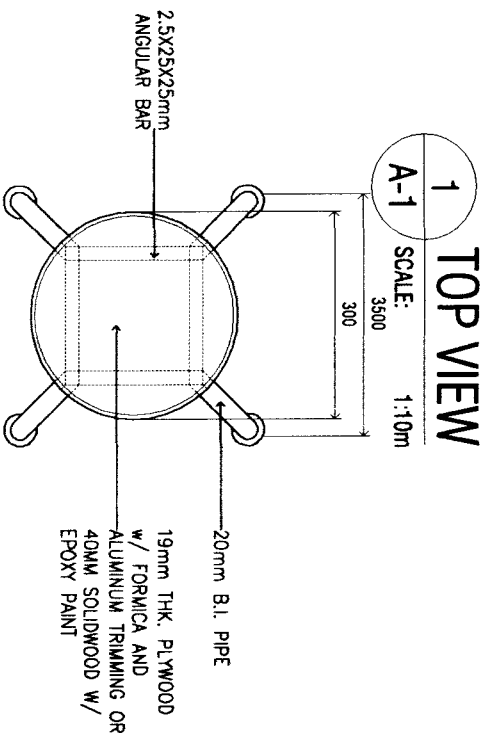
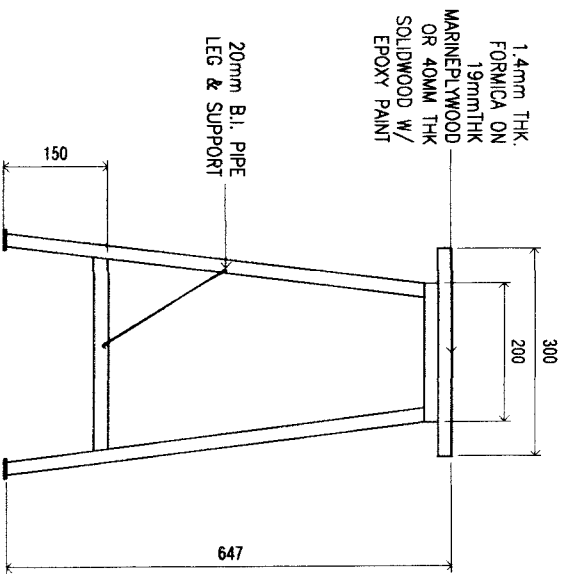
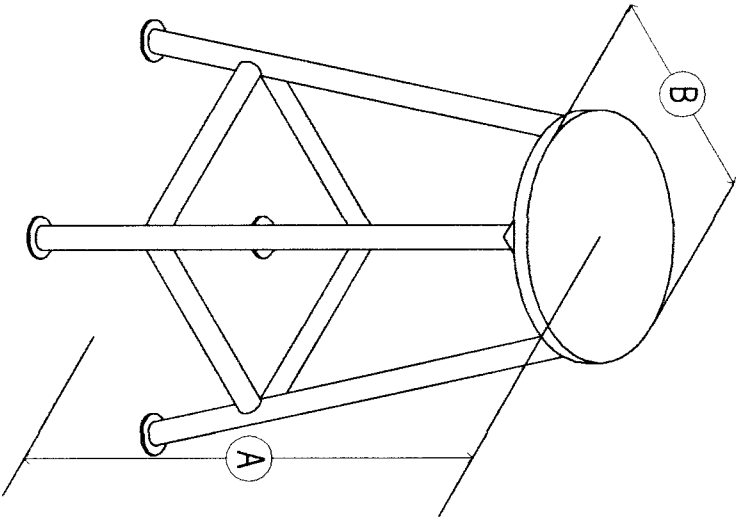
1
TOP VIEW
SCALE: 1:10m



2
SIDE VIEW
SCALE: 1:10m

DIMENSIONS OF SCIENCE LABORATORY STOOL IN MILLIMETER

LEVEL	DIMENSIONS	REMARKS
A STOOL HEIGHT	650	DIMENSIONS SHALL BE SUBJECT TO A MAXIMUM TOLERANCE OF PLUS OR MINUS 10mm
B SEAT DIAMETER	Ø300	

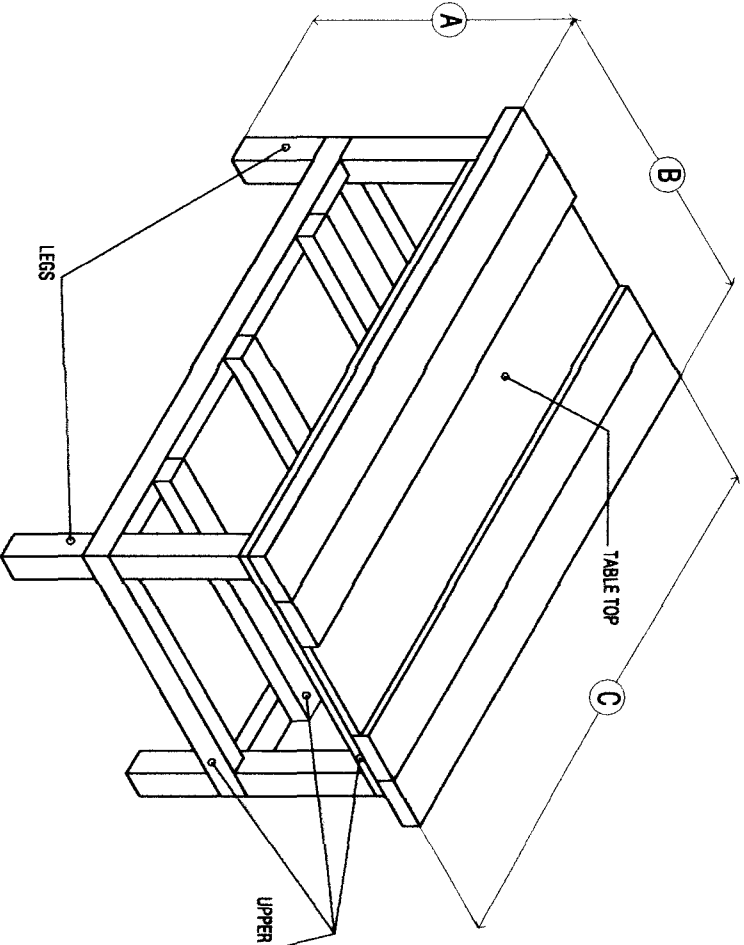


2 SIDE VIEW
A-1 SCALE: 1:1.0m

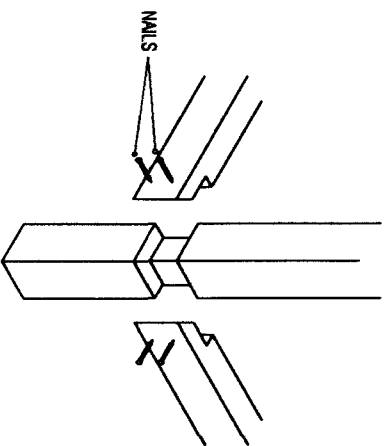
1 TOP VIEW
A-1 SCALE: 1:1.0m

**DIMENSIONS OF WORKBENCH
TABLE IN MILLIMETER**

PART	DIMENSION		REMARKS
	ELEMENTARY	SECONDARY	
A TABLE HEIGHT	800	900	ALL DIMENSIONS SHALL BE SUBJECT TO A MAXIMUM TOLERANCE OF PLUS OR MINUS 10mm
B TABLE WIDTH	800	800	
C TABLE LENGTH	1500	1500	

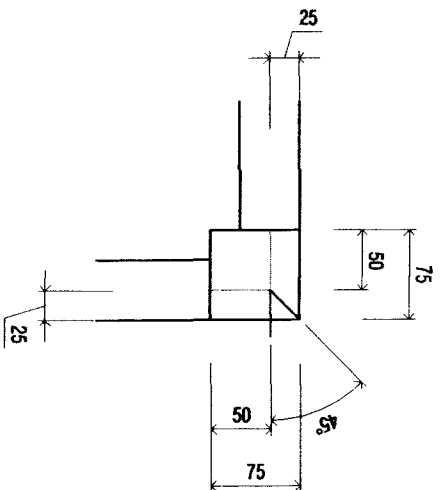
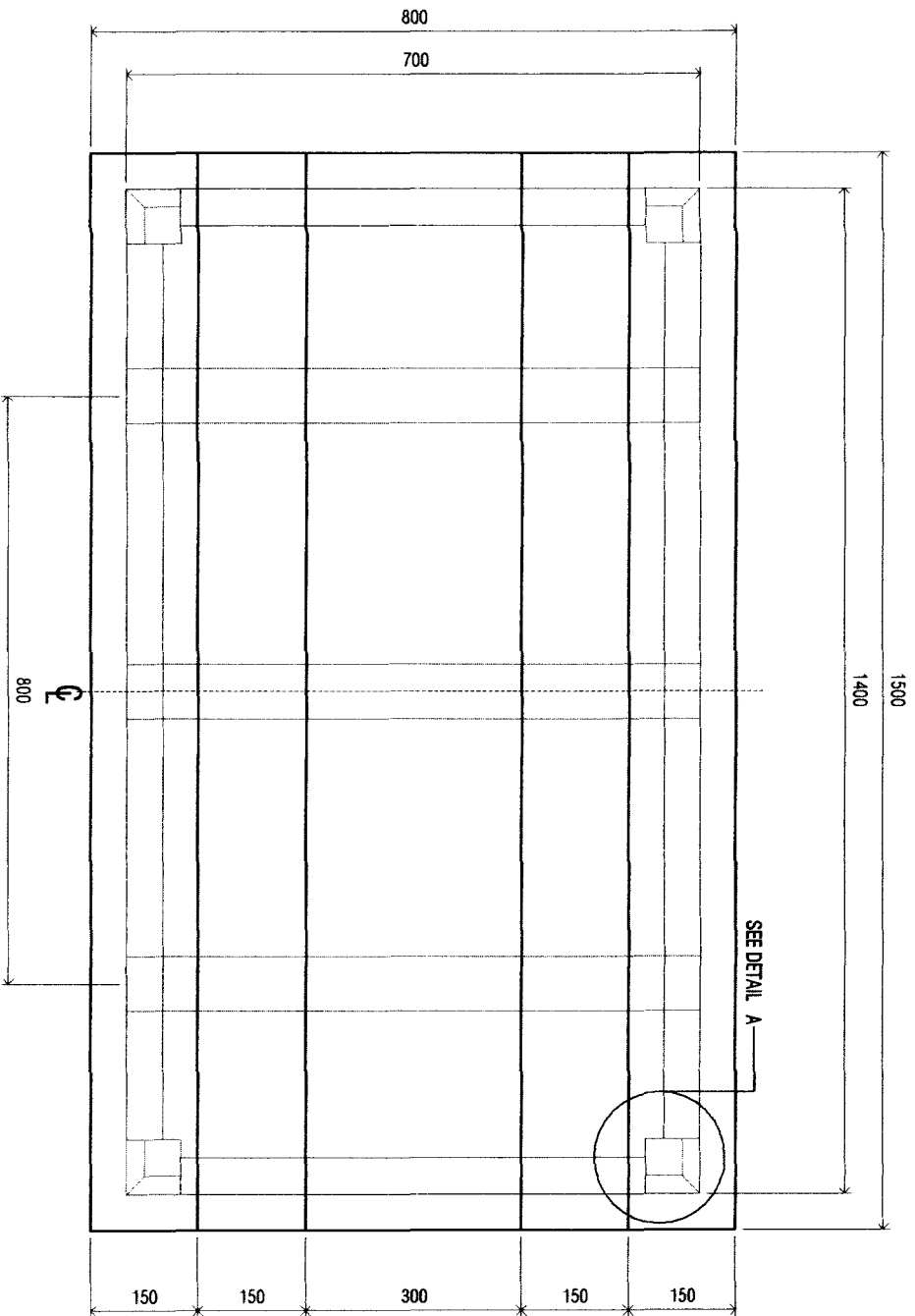


TECHNICAL SPECIFICATIONS		REMARKS
TABLE TOP	4 - 2" (50mm) x 6" (150mm) x 1500mm 1 - 1" (25mm) x 12" (200mm) x 1500mm	ALL THICKNESS OF WOOD SHALL BE SUBJECT TO A TOLERANCE OF MINUS 2mm.
LEG	4 - 3" (75mm) x 3" (75mm) x 850mm (FOR SEC.) 4 - 3" (75mm) x 3" (75mm) x 700mm	
UPPER BRACE	2 - 2" (50mm) x 3" (75mm) x 1400mm 2 - 2" (50mm) x 3" (75mm) x 700mm 3 - 2" (50mm) x 3" (75mm) x 800mm	
LOWER BRACE	2 - 2" (50mm) x 3" (75mm) x 1400mm 5 - 2" (50mm) x 3" (75mm) x 700mm	
FINISHES	SMOOTH FINISH WITH AT LEAST 3 COATS VARNISH	
ALL WOOD CONNECTION SHALL BE APPLIED WITH WOOD GLUE APPROPRIATE FASTENERS ALL WOOD SHALL BE TANGULE , G MELJINA OR EQUIVALENT		



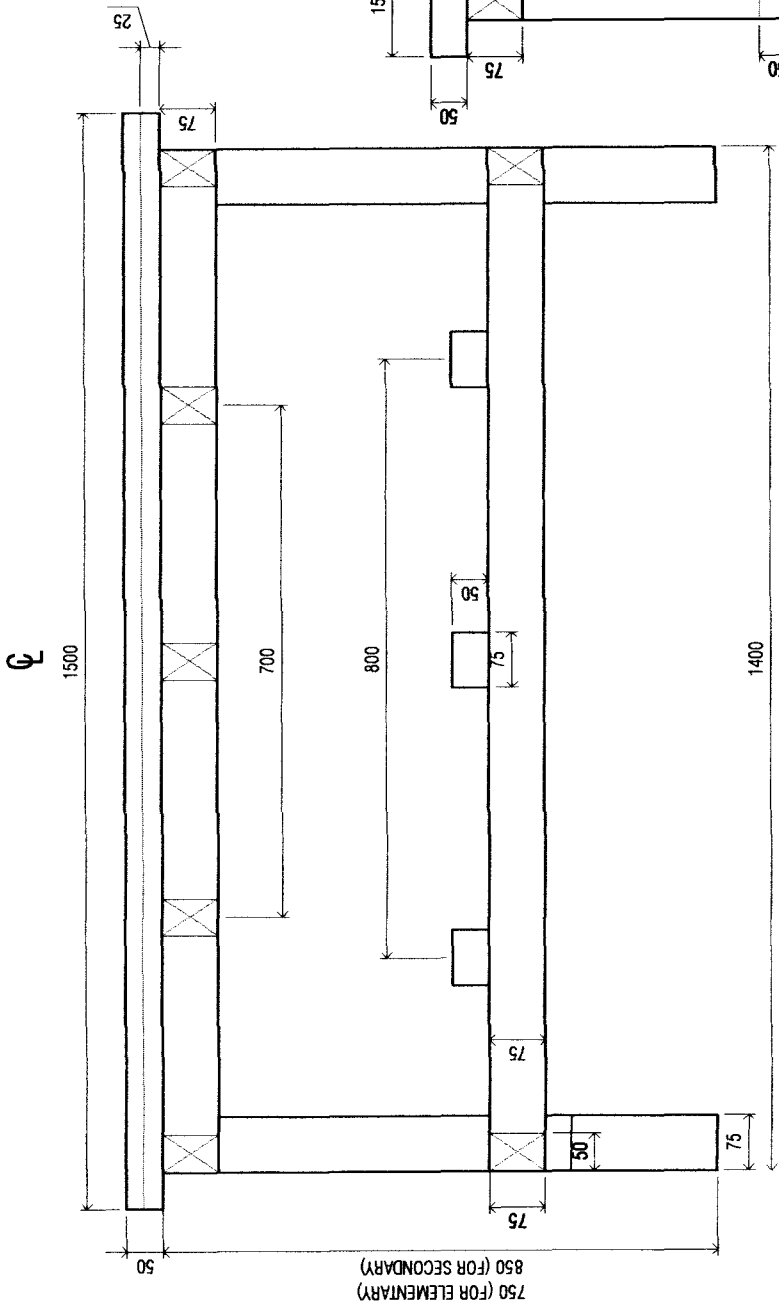
TOP VIEW

NOT TO BE SCALED



DETAIL A

NOT TO BE SCALED

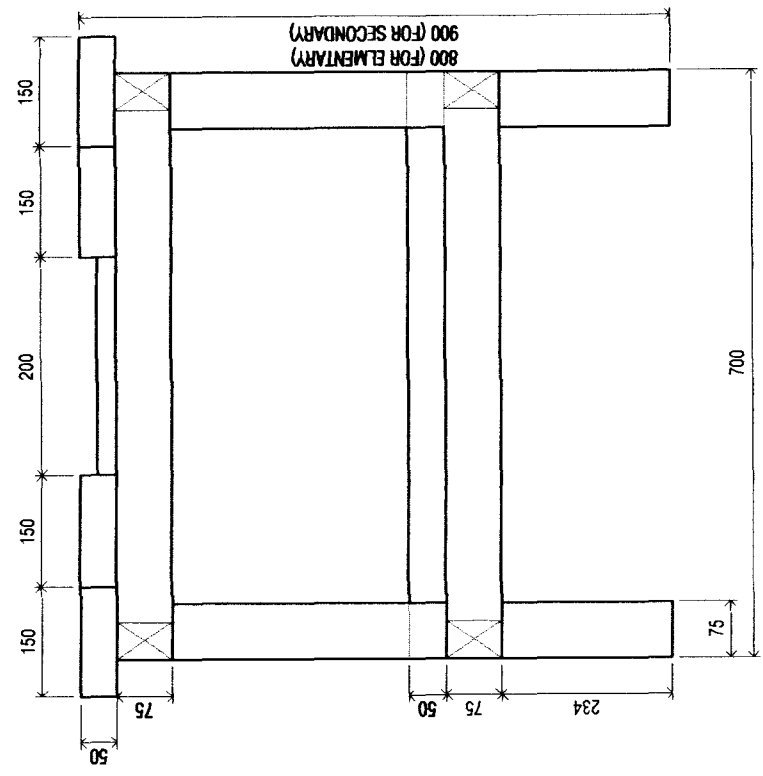


FRONT VIEW

NOT TO BE SCALED

SIDE VIEW

NOT TO BE SCALED



DESIGN OF
WORK BENCH
(ALL WOOD)

PRODUCT TITLE :

REPUBLIC OF THE PHILIPPINES
DepEd
DEPARTMENT OF EDUCATION
PHYSICAL FACILITIES AND SCHOOLS ENGINEERING DIVISION
MERRILL AVENUE, PASIG CITY

SHEET NO.

3 / 3

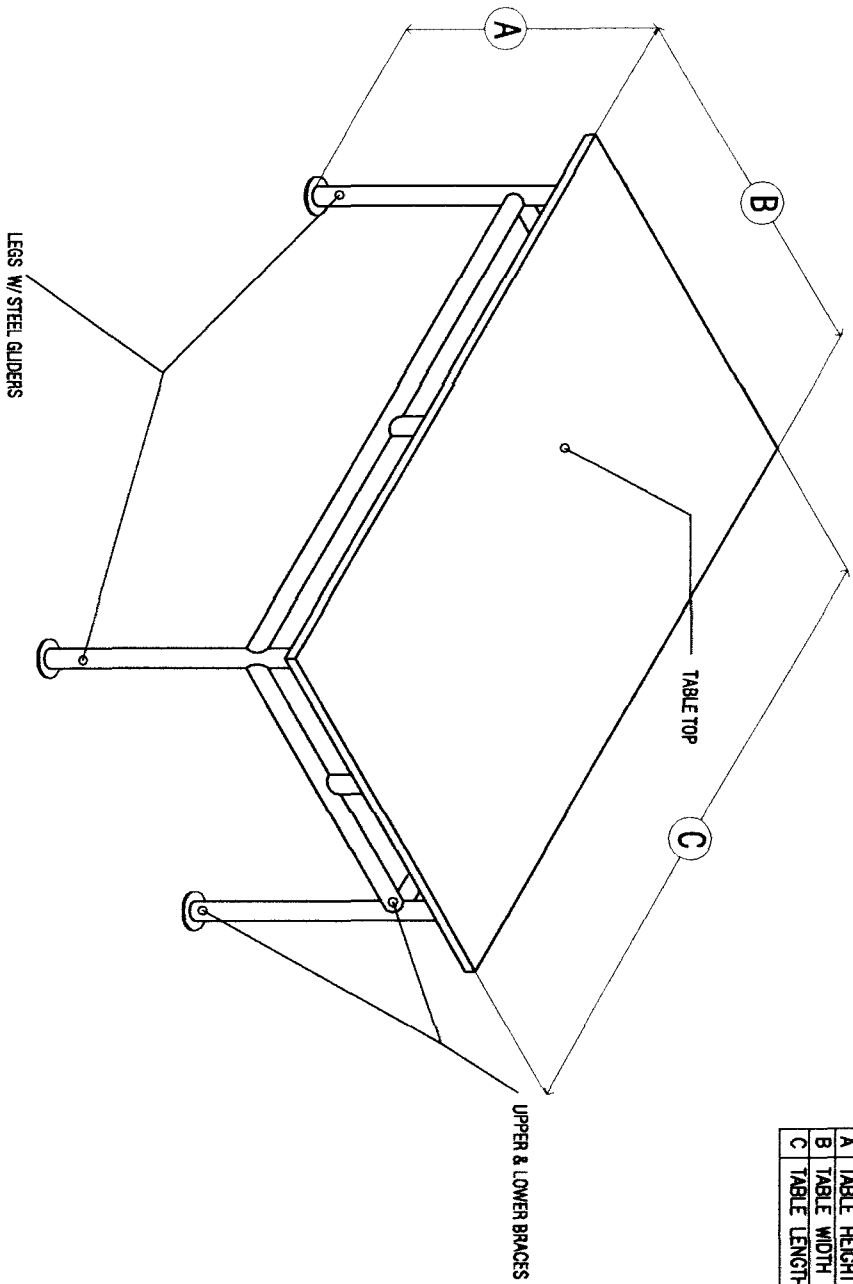
PREPARED BY : F. 2010

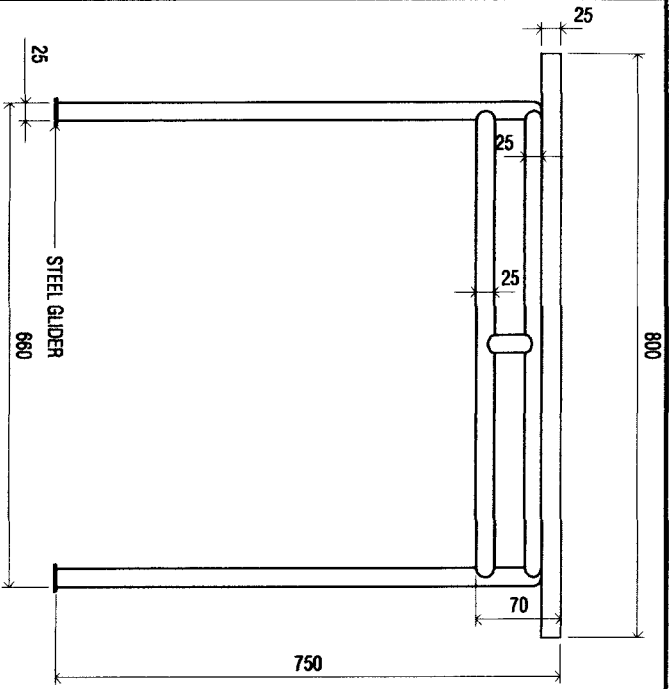
DIMENSIONS OF LIBRARY TABLE IN MILLIMETER

LEVEL	ELEMENTARY	SECONDARY	REMARKS
A	700	750	DIMENSIONS SHALL BE SUBJECT TO A MAXIMUM TOLERANCE OF PLUS OR MINUS 10mm
B	800	800	
C	1500	1500	

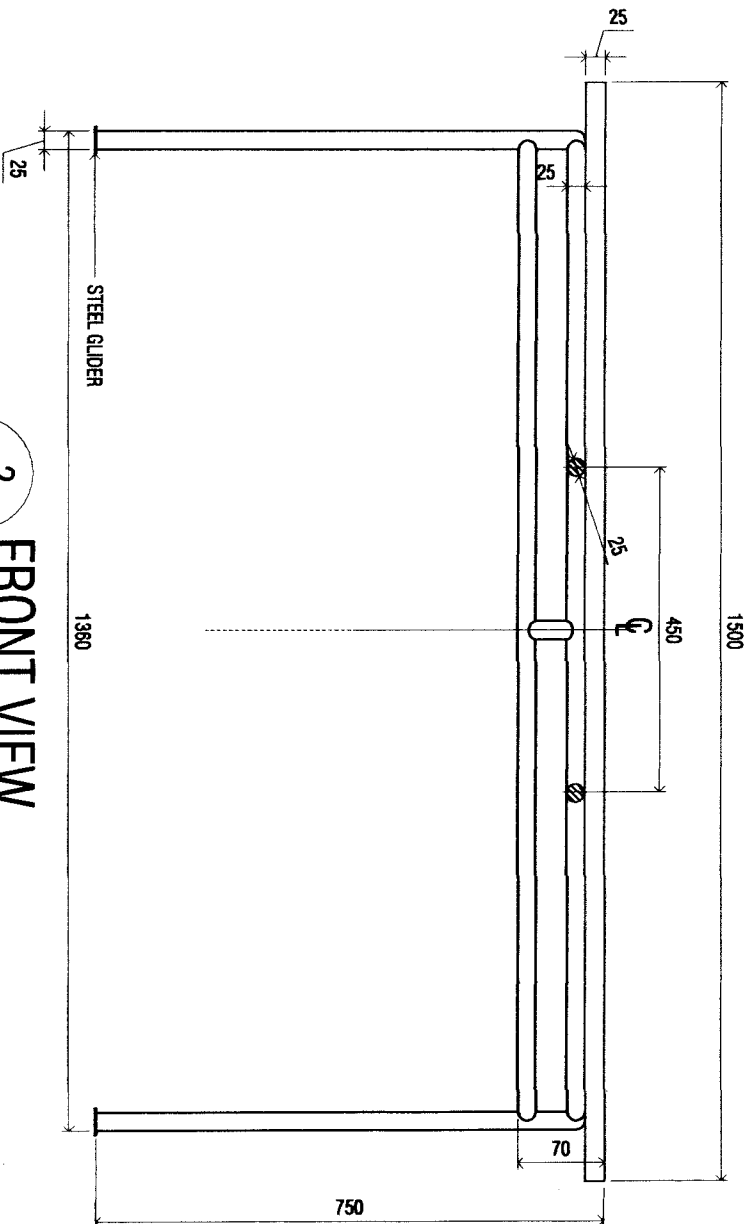
TECHNICAL SPECIFICATIONS:

TABLE TOP	1 - 800mm x 1500mm x 3/4" THICK MARINE PLYWOOD WITH EDGING
LEG / UPPER & LOWER BRACES	25mmØ B.I. PIPE (SCH. 20)
FINISHES	METAL SHALL BE APPLIED WITH -1 COAT METAL PRIMER -2 COATS BLACK ENAMEL PAINT PLYWOOD SHALL BE APPLIED WITH -1 COAT FLAT ENAMEL PAINT -1 APPLICATION OF GLAZING PUTTY -2 COATS OF LIGHT COLORED ENAMEL PAINT
JOINTS	FULLY WELDED

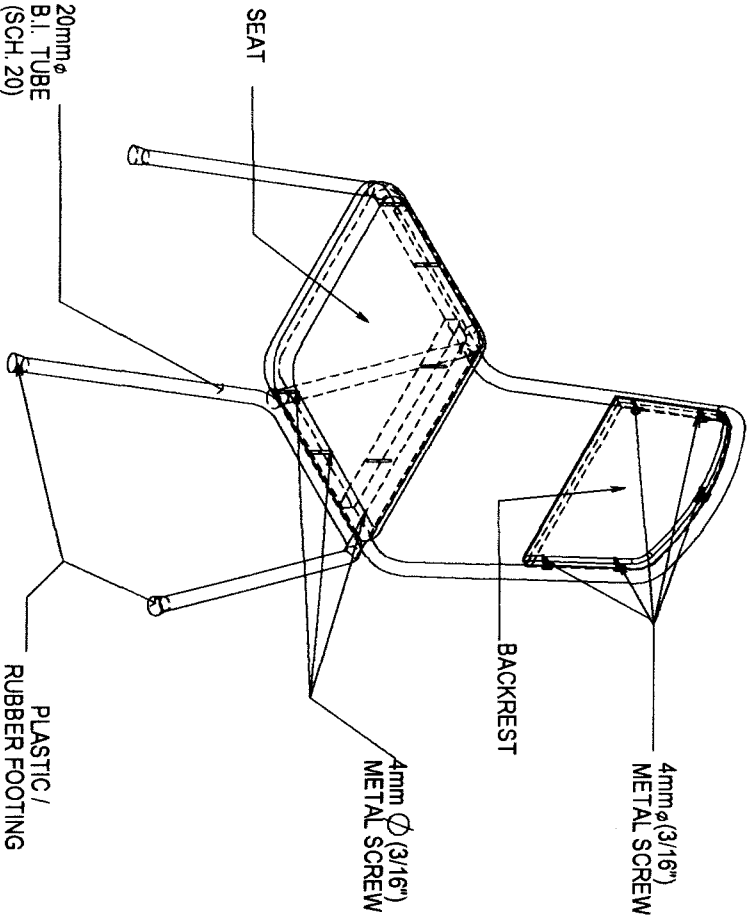




3 SIDE VIEW
A-1 NOT TO BE SCALED



2 FRONT VIEW
A-1 NOT TO BE SCALED



ISOMETRIC VIEW
SCALE: NTS

DIMENSIONS OF PREPARATORY TABLE IN MILLIMETERS

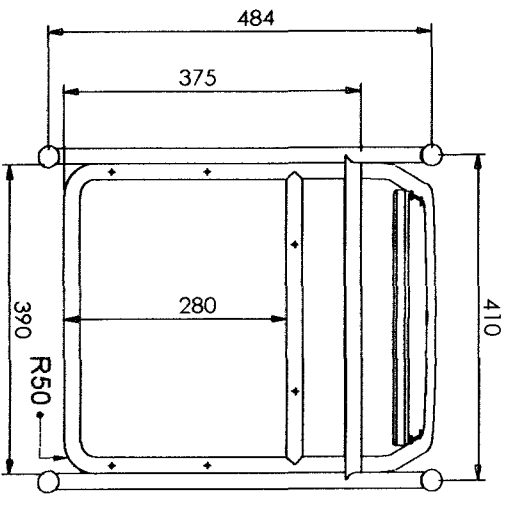
LEVEL	DIMENSIONS	REMARKS
A SEAT HEIGHT	440	ALL DIMENSIONS SHALL BE SUBJECTED TO A MAX. TOLERANCE OF PLUS OR MINUS 10mm
B SEAT DEPTH	350	
C SEAT WIDTH	410	
D TOTAL HEIGHT	878	

TECHNICAL SPECIFICATION

SEAT	410mmx 350mmx 12mm PLYWOOD W/ AT LEAST 1" THICK FOAM/ CUSHION COVERED WITH FABRIC & PLASTIC
STRUCTURAL FRAME	20mm Ø B.I. TUBE (SCH. 20)
BACK REST	220mm x 320mmx12mm, PLYWOOD W/ AT LEAST 1/2 THICK FOAM/ CUSHION, COVERED W/ FABRIC & PLASTIC
PLASTIC/ RUBBER FOOTINGS	4PCS. - BLACK
JOINTS	FULLY WELDED
FINISHES	SEAT / BACKREST - COVERED WITH FABRIC & PLASTIC STEEL - BLACK ENAMEL PAINT WITH PRIMER

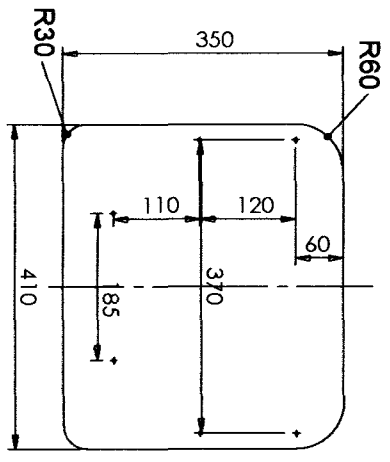
BOTTOM VIEW

SCALE: NTS



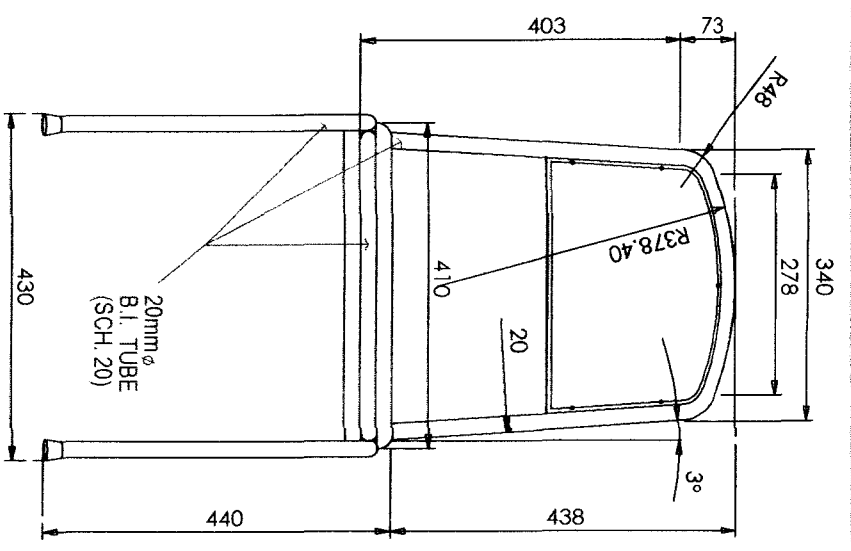
SEAT DETAIL

SCALE: NTS



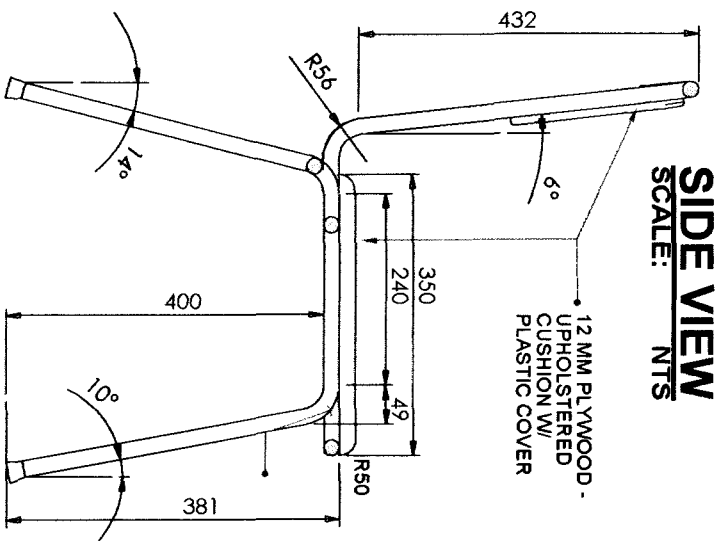
FRONT VIEW

SCALE: NTS



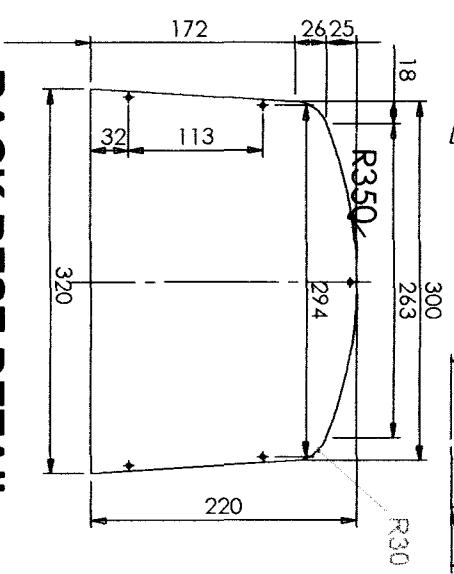
SIDE VIEW

SCALE: NTS



BACK REST DETAIL

SCALE: NTS





Republic of the Philippines
DEPARTMENT OF EDUCATION
PHYSICAL FACILITIES AND SCHOOLS' ENGINEERING DIVISION
 DepED Complex, Meralco Ave., Pasig City, Philippines



Regional Cost Estimates of DepED School Furniture
 (As of March 2010)

Region	Elementary & Secondary Armchair (all wood) (wood & steel) (PHP)	Elementary Secondary Armchair (non-wood) (PHP)	Elementary Table and Chairs (all wood) (wood & steel) (PHP)	Teacher's Table and Chairs (all wood) (PHP)	Secondary Science Lab. 1 Table & 6 Stools (wood & steel) (PHP)	Library Set 1 Table & 6 Chairs (wood & steel) (PHP)	Work Bench (all wood) (PHP)
I	920.00	1,200.00	2,600.00	4,020.00	6,250.00	6,300.00	4,000.00
II	920.00	1,200.00	2,600.00	4,020.00	6,250.00	6,300.00	4,000.00
III	920.00	1,200.00	2,600.00	4,020.00	6,250.00	6,300.00	4,000.00
IV-A	920.00	1,200.00	2,600.00	4,020.00	6,250.00	6,300.00	4,000.00
IV-B	950.00	1,300.00	2,800.00	4,120.00	6,400.00	6,500.00	4,200.00
V	930.00	1,250.00	2,620.00	4,090.00	6,275.00	6,350.00	4,100.00
VI	925.00	1,200.00	2,640.00	4,040.00	6,300.00	6,345.00	4,130.00
VII	925.00	1,200.00	2,640.00	4,040.00	6,300.00	6,345.00	4,130.00
VIII	925.00	1,200.00	2,640.00	4,040.00	6,300.00	6,345.00	4,130.00
IX	900.00	1,200.00	2,635.00	4,020.00	6,250.00	6,330.00	4,000.00
X	900.00	1,200.00	2,635.00	4,020.00	6,250.00	6,330.00	4,000.00
XI	900.00	1,200.00	2,635.00	4,020.00	6,250.00	6,330.00	4,000.00
XII	900.00	1,200.00	2,635.00	4,020.00	6,250.00	6,330.00	4,000.00
CARAGA	950.00	1,250.00	2,800.00	4,090.00	6,400.00	6,500.00	4,200.00
CAR	950.00	1,200.00	2,700.00	4,090.00	6,350.00	6,500.00	4,200.00
ARMM	950.00	1,300.00	2,800.00	4,120.00	6,400.00	6,500.00	4,200.00
NCR	920.00	1,200.00	2,600.00	4,020.00	6,250.00	6,300.00	4,000.00

**CY 2010 SCHOOL FURNITURE PROCUREMENT PROGRAM
LIST OF RECIPIENT SCHOOLS**

Enclosure No 5 (Form 2)

(15% Allocation for Cooperatives)

Division _____
Region _____

Cong'l District	NO.	Name of School	Location	NO. OF UNITS TO BE DELIVERED		
				Armchairs Elementary (units)	Secondary (units)	Teacher's Table & Chair (set)
	1st	1				
	1st	2				
	1st	xx				
	1st	xx				
		Sub-Total				
		Secondary Schools				
	1st	1				
	1st	2				
	1st	3				
	1st	xx				
		Sub-Total				
		Total for 1st Cong'l District				
		Elementary				
	2nd	1				
	2nd	2				
	2nd	3				
	2nd	xx				
		Sub-Total				
		Secondary Schools				
	2nd	1				
	2nd	2				
	2nd	3				
	2nd	xx				
		Sub-Total				
		Total for 2nd Cong'l District				
		Grand Total				

Prepared by :

Approved:

Division Physical Facilities Coordinator

Schools Division Superintendent

**CY 2010 SCHOOL FURNITURE PROCUREMENT PROGRAM
LIST OF RECIPIENT SCHOOLS**

Enclosure No. 5 (Form 3)

(10% Allocation for Cooperatives of PWD)

Division _____
Region _____

Cong'l District	NO.	Name of School	Location	NO. OF UNITS TO BE DELIVERED		
				Armchairs Elementary (units)	Secondary 10	Teacher's Table & Chair (set)
	1st	1	Elementary Schools			
	1st	2				
	1st	xx				
		Sub-Total				
		Secondary Schools				
	1st	1				
	1st	2				
	1st	3				
	1st	xx				
		Sub-Total				
		Total for 1st Cong'l District				
		Elementary				
	2nd	1				
	2nd	2				
	2nd	3				
	2nd	xx				
		Sub-Total				
		Secondary Schools				
	2nd	1				
	2nd	2				
	2nd	3				
	2nd	xx				
		Sub-Total				
		Total for 2nd Cong'l District				
		Grand Total				

Prepared by :

Approved:

Division Physical Facilities Coordinator

Schools Division Superintendent