



APR 30 2009

DepED ORDER
No. **43**, s. 2009

CY 2009 SCHOOL FURNITURE PROCUREMENT PROGRAM

To: DepED ARMM Regional Secretary
Regional Directors
Schools Division/City Superintendents

1. The appropriation for the CY 2009 School Furniture Procurement Program has been set at One Billion One Hundred Million Pesos (PhP1.1B). The allocation is distributed in accordance with R.A. No. 7880 otherwise known as the "Roxas Law".
2. All procurement shall be in accordance with the provisions of R.A. No. 9184 and its amended Implementing Rules and Regulations.
3. In identifying recipient schools, priority shall be given to schools which are recipient of the CY 2009 School Building Program implemented by the DPWH, DepED and other fund sources and belonging to the Gold, Orange, Red and Black zones of the Classroom Seats Analysis of the latest Basic Education Information System (BEIS). Field offices shall allocate based on the actual needs provided that the total allocation does not exceed the budgetary ceiling for each legislative district of the division. The Guidelines for the Implementation for the CY 2009 School Furniture Procurement Program are enclosed in Annex "A". The summary of regional allocations is in Annex "B".
4. The priority list of schools shall be prepared by the Division Physical Facilities Coordinator in coordination with the Planning Officer and duly approved by the Schools Division Superintendent. Annex "C" contains the Standard Designs of School Furniture. Annex "D" is the Regional Cost Estimates of DepED School Furniture. Annex "E" is the List of Recipient Schools Form.
5. The priority lists of schools shall be submitted to the Physical Facilities and Schools Engineering Division (PFSED) at 4th Floor, Bonifacio Bldg., DepED Complex, Meralco Avenue, Pasig City at telefax nos.: (02) 633-7263/638-4108/638-7110; e-mail address: pfsed010305@yahoo.com, following the format in Annex "E" on or before May 15, 2009.
6. Delivery, Inspection and Acceptance procedures for the procurement of school furniture shall follow the provisions of DepED Order No. 45, s. 2006.
7. Immediate dissemination of and compliance with this Order is directed.

JESLI A. LAPUS
Secretary

Encls.:

As stated

References:

DepED Order: Nos. (45, s. 2006) and 26, s. 2008

Allotment: 1—(D.O. 50-97)

To be indicated in the Perpetual Index
under the following subjects:

FUNDS
PROCUREMENT
PROGRAMS
RULES & REGULATIONS
SCHOOLS

Sally: 2009 school furniture procurement program
April 29, 2009

ANNEX A

GUIDELINES FOR THE IMPLEMENTATION OF THE CY 2009 SCHOOL FURNITURE PROCUREMENT PROGRAM

a. Manner of Allocation

The proposed lumpsum appropriation for the CY 2009 School Furniture Procurement Program shall be equitably distributed to all legislative districts in accordance with Republic Act No. 7880 otherwise known as the "Roxas Law". The budget shall be used for the procurement of any of the listed school furniture following the guidelines hereof and for its administrative and monitoring purposes:

- a. Elementary Table and Chairs
- b. Elementary and Secondary Armchairs
- c. Teacher's Table and Chair
- d. Science Laboratory Table and Stools
- e. Workbenches (for Industrial Arts)
- f. Library Table and Chairs

The budget shall be distributed in the following manner:

- a. The seventy five percent (75%) of the nationwide budget shall be allocated for the procurement of school furniture from manufacturers/suppliers and/or from cooperatives. This budget shall be allocated to the Division Offices.
- b. The fifteen percent (15%) of the nationwide budget shall be allocated to the Regional Offices. The budget shall be use by the Regional Offices to procure school furniture only from cooperatives engaged in the manufacturing and fabrication of school furniture.
- c. The ten percent (10%) of the nationwide budget shall be retained at the Central Office for its procurement of school furniture from cooperatives formed by Persons With Disability (PWD).

In cases where the Division Office fails to implement (i.e. budget lapsed, D.O.s with outstanding procurement legal issues/cases) the 75% budget allocation for its current school furniture procurement program, the next budgetary allocation of the Division for school furniture shall be released to the regional office. The regional office shall then implement the procurement of the school furniture requirement of the division.

If the regional office fails to implement (i.e. budget lapsed, R.Os with outstanding procurement legal issues/cases) the 15% budget allocation for its current school furniture procurement program, the next budgetary allocation for the regional office shall not be released. The Central Office shall then implement the 15% budget allocation intended for cooperatives.

b. Identification of Recipient Schools

1. First priority shall be given to schools which are recipients of new academic classrooms under the CY 2009 School Building Program implemented by the DPWH, DepED and other funding sources.
2. Second priority should be accorded to schools with high shortage of classroom seats. The result of the Furniture Analysis in the latest Basic Education Information System (BEIS) shall be used as basis in determining classroom furniture needs. Preference shall be given to schools belonging to black, red, orange and gold zones.
3. The Division Physical Facilities Coordinator in coordination with the Division Planning Officer shall prepare the list of recipient schools for the 75%, 15% and 10% budget allocation to be approved by the Schools Division Superintendent. The list of recipient schools shall be submitted to the Physical Facilities and Schools Engineering Division copy furnished the Regional Office.
4. The priority list for the 10% National Reserved Fund, implemented by the Central Office, shall be allocated to schools needing immediate assistance such as burned school furniture, those damaged by typhoons and other calamities and other priorities of the Office of the Secretary.

c. Quantity and Type of School Furniture

- a. The Division Office shall determine the quantity and type of school furniture to be procured for the 75%, 15% and 10% budget allocation. However, for economy of scale, the only type of school furniture to be procured under the 15% and 10% allocations for cooperatives shall be elementary and secondary armchairs and teacher's table and chairs.
- b. The minimum number of elementary table & chairs and armchairs to be allocated per school/classroom shall be 23 sets and 45 units respectively.
- c. For every 23 sets of table and chairs and/or 45 units of armchairs allotted for each targeted classroom/school, one set of teacher's table and chair shall be provided.

h

- d. The Division may also purchase science laboratory table and stools for secondary school with a minimum number of 8 science laboratory tables and 48 stools for a standard science laboratory classroom (7m x 18 m dimensions).
- e. The Division may also purchase workbenches for elementary and secondary schools with a minimum number of 6 workbenches for a standard industrial art/workshop room (7m x 18m dimensions).
- f. The Division may opt to purchase additional teacher's table and chair and library tables and chairs but not to exceed 20% of the total allocation of the Division and as long as the needs for student school furniture will not be compromised.

d. Designs and Specifications

1. The school furniture shall be manufactured in accordance with the DepED standard designs and specifications
2. The materials to be used in the procurement of school furniture shall be determined by the Procuring Entity.

The standard design of Furniture is attached as Annex C.

e. Standard Cost of School Furniture

The regionalized costing of school furniture is found in Annex D. The regionalized costing shall be the basis of the Division Offices in computing for the total number of school furniture to be procured given the budget allocation in Annex B.

f. Procurement Method

1. Procurement shall be in accordance with Republic Act No. 9184 otherwise known as the Government Procurement Reform Act and its implementing rules and regulations. The Central/Regional/Division Offices shall ensure transparency in all procurement processes. Advertisement in the national newspaper and posting in the PhilGEPS shall be strictly observed.
2. The seventy five percent (75%) budget allocation shall be procured by the Division Bids and Awards Committee through competitive bidding and/or be contracted to arts and trade schools and other similar government technical/vocational schools which

h

have the manufacturing capacity through negotiated procurement following provisions of R.A. 9184. Eligible manufacturers, suppliers and cooperatives may participate in the conduct of the bidding.

3. The fifteen percent (15%) budget allocation shall be used by the Regional Bids and Awards Committee for the purchase of school furniture manufactured and fabricated by cooperatives following provisions of R.A. 9184.
4. The ten percent (10%) budget allocation earmarked for cooperatives of Persons With Disability (PWD) shall be procured only from cooperatives of PWDs engaged in the manufacture and fabrication of school furniture following RA 9184.
5. The allocation for the ten percent (10%) National Reserved Fund shall be procured by the Central Office through competitive bidding following provisions of R.A. 9184. Eligible manufacturers, suppliers and cooperatives may participate in the conduct of the bidding.
6. The PFSED shall assist the Central, Regional and Division Bids and Awards Committee in the bidding process as one of the members of the Technical Working Group. The representatives from PFSED shall be composed of the following:
 - a. Central Office procured projects – representative from
Planning & Design Unit
 - b. Regional Office procured projects – Area Manager/Regional
Lead Engineer
 - c. Division Office procured projects – DepEd Project Engineers

g. Contract Monitoring and Implementation

1. At the Division Level

- a. The Division Office through the Supply Office shall facilitate the contract implementation for the 75% allocation and shall have the following responsibilities:
 - a.1. Prepares the contract and all necessary documents/attachments.
 - a.2. Facilitates the creation of the School Inspection Committee.
 - a.3. Orients School Property Custodians and School Inspection Committee in the conduct of delivery, inspection and acceptance of deliveries following DepED Order No. 45, s. 2006.

- a.4 Prepares the Inspection and Acceptance Report Form to be signed by the School Inspection Committee and School Property Custodian.
 - a.5 Inform recipient schools of the schedule of deliveries.
 - a.6. Prepare/Review documents for billings as requested by the supplier/contractor.
 - a.7. Assists the PFSED and Regional Office personnel in the conduct of inspection/monitoring.
 - a.8. Submits an accomplishment report of the delivery to the Central Office (PFSED) and Regional Office copy furnished the Division Physical Facilities Coordinator.
- b. The delivery of school furniture shall be on a door-to-door basis.
- c. A Division Inspectorate Team, to be headed by the Division Physical Facilities Coordinator with two members (DepED Project Engineer and Supply Office Staff), shall be created by Schools Division Superintendent and shall have the following functions:
- c.1. Conduct Pre-Delivery Inspection of the School Furniture procured by the Division Office prior to delivery to recipient schools to determine its compliance with the technical specifications.
 - c.2. Conduct Post-Delivery Inspection of School Furniture at recipient schools prior to issuance of the Certificate of Final Acceptance.
 - c.3. Prepares Inspection Report and recommends payments/non-payments of the supplier/contractor.
 - c.4. Assists in the orientation of School Property Custodian and School Inspection Committee on delivery, inspection and acceptance of school furniture.
- d. The School Inspection Committee shall be composed of two (2) school personnel and one (1) representative from the Non-Government Organization (NGO), like the Parents-Teachers Community Association (PTCA) and shall have the following functions:
- d.1 Inspect the furniture delivered to the school and ensure compliance with the required technical specifications.
 - d.2 Reject furniture that are not in accordance with the technical specifications.
 - d.3 Sign in the Inspection and Acceptance Report (IAR).
- e. The School Property Custodian shall accept the delivery of furniture if found in accordance with the technical specifications and issue the IAR. A Delivery Report together with the copy of

IAR and delivery receipt shall be forwarded to the Division Office for proper booking and inventory.

- f. The PFSED and the Regional Office shall monitor the implementation of the School Furniture Program of the Division.
- e. An amount not to exceed two percent (2%) of the division budgetary allocation for the CY 2009 School Furniture Procurement Program (SFPP) may be utilized for administrative and monitoring purposes.

2. At the Regional Office

- a. The Regional Office through Supply Office shall facilitate the contract implementation for the 15% allocation for cooperatives and shall have the following responsibilities:
 - a.1. Prepares the contract and all necessary documents.
 - a.2. Prepares the Inspection and Acceptance Report Form.
 - a.3. Inform the Division Office of the schedule of deliveries.
 - a.4. Prepare/review documents for billing/s as requested by the supplier/contractor.
 - a.5. Assist the PFSED personnel in the conduct of inspection/monitoring.
 - a.6. Submits monthly accomplishment report to the Physical Facilities and Schools Engineering Division (PFSED) copy furnished the Regional Physical Facilities Coordinator.
- b. The delivery of the school furniture shall be on a door-to-door basis.
- c. The Regional Inspectorate Team, to be headed by the Regional Physical Facilities Coordinator with two members (PFSED Regional Lead Engineer and Supply Office Staff), shall be created by the Regional Director and shall have the following functions:
 - c.1. Conduct of Pre-Delivery Inspection of the School Furniture prior to delivery to determine compliance with the technical specifications.
 - c.2. Conduct Post-Delivery Inspection of School Furniture at recipient schools prior to issuance of the Certificate of Final Acceptance.
 - c.3. Prepares Inspection Report and recommends payments/non-payments to the supplier/contractor.
- d. The School Inspection Committee shall be composed of two (2) school personnel and one (1) representative from the Non-

Government Organization (NGO), like the Parents Teachers Community Association (PTCA) and shall have the following functions:

- d.1 Inspect the furniture delivered to the school and ensure compliance with the required technical specifications.
 - d.2 Reject furniture that are not in accordance with the technical specifications.
 - d.3 Sign in the Inspection and Acceptance Report (IAR).
- e. The School Property Custodian shall accept the delivery of furniture if found in accordance with the technical specifications and issue the IAR. A Delivery Report together with the copy of IAR and delivery receipt shall be forwarded to the Division Office for proper booking and inventory
- f. The Physical Facilities and Schools Engineering Division shall monitor the implementation of the school furniture procurement program of the region.
- g. An amount not to exceed two percent (2%) of the regional budgetary allocation for the CY 2009 School Furniture Procurement Program (SFPP) may be utilized for administrative and monitoring purposes.

3. At the Central Office

- a. The Physical Facilities and Schools Engineering Division of the Office of Planning Service shall facilitate the contract implementation of the 10% budget allocation for cooperatives formed by persons with disabilities and the 10% National Reserve and shall have the following functions:
- a.1. Prepares the contract and all necessary documents.
 - a.2. Prepares the Inspection and Acceptance Report Form.
 - a.3. Inform Regional and Division Offices of the deliveries to be made within the region/division.
 - a.4. Prepare/review documents for billing/s as submitted by the suppliers.
 - a.5. Assists in the conduct of pre and post-delivery inspection of delivered school furniture.
 - a.6. Facilitate the issuance of the Certificate of Final Acceptance.
 - a.7. Consolidate/Validate the conduct of procurement and contract implementation of the Regional/Division Offices.
- b. The Central Office Inspectorate Team shall be composed of personnel from PFSED, Accounting and Property Division to

conduct a pre-delivery inspection of the school furniture prior to delivery to ensure compliance with the technical specifications. The PFSED Regional Lead Engineer and/or the Area Managers shall join the Inspectorate Team in the conduct of pre-delivery inspection.

- c. The School Inspection Committee shall be composed of two (2) school personnel and one (1) representative from the Non-Government Organization (NGO), like the Parents Teachers Community Association (PTCA) and shall have the following functions:
 - c.1 Inspect the furniture delivered to the school and ensure compliance with the required technical specifications.
 - c.2 Reject furniture that are not in accordance with the technical specifications.
 - c.3 Sign in the Inspection and Acceptance Report (IAR).
- d. The School Property Custodian shall accept the delivery of furniture if found in accordance with the technical specifications and issue the IAR. A Delivery Report together with the copy of IAR and delivery receipt shall be forwarded to the Division Office for proper booking and inventory.
- e. Final inspection of school furniture delivered to recipient schools shall be conducted by DepED Project Engineers in coordination with the concerned Division Offices. A Certificate of Final Inspection shall be prepared by the DepED Project Engineer with the concurrence of the Schools Division Superintendent or his/her authorized representative.
- f. An amount not to exceed two percent (2%) of the 10% allocation for cooperatives formed by Persons With Disability and the 10% National Reserve funds of the CY 2009 School Furniture Procurement Program (SFPP) may be utilized for administrative and monitoring purposes.

h. Mode of Payment

Progress payments shall be allowed to the supplier for every accomplishment not lower than 25% of the contract amount. Retention money shall be deducted for every progress payment of the supplier. The retention money shall not be more than 10% of the contract amount to be release after the issuance of the Certificate of Final Acceptance by the Procuring Entity.

b

i. Recording of Deliveries

The procedure for recording of delivered school furniture from recipient schools to the Division Office, Regional Office up to the Central Office shall follow the provisions of DepEd Order No. 45, s 2006 entitled "*Guidelines on Delivery, Inspection and Acceptance and Recording of all Properties Procured by DepED Central Office and DBM Procurement Service*"

REGION	TOTAL ALLOCATION	75% DIVISION OFFICE ALLOCATION			15% REGIONAL OFFICE ALLOCATION			10% CENTRAL OFFICE ALLOCATION		
		75% Total	Project Cost	2% Monitoring Fund	15% Total	Project Cost	2% Monitoring Fund	10% Total	Project Cost	2% Monitoring Fund
NATIONAL TOTAL	1,100,000,000	742,500,000	727,650,000	14,850,000	145,500,000	145,530,000	2,970,000	209,000,000	204,820,000	4,180,000
NATIONWIDE RESERVE FUND	110,000,000							110,000,000	107,800,000	2,200,000
TOTAL REGION I	43,111,660	32,333,745	31,687,070	646,675	6,466,749	6,337,414	139,335	4,311,166	4,224,943	86,223
ILOCOS NORTE	6,460,962	4,845,722	4,748,807	96,914	969,144	949,761	19,383	646,096	633,174	12,922
1ST DISTRICT (with Laoag City)	3,668,831	2,751,623	2,696,591	55,032	550,325	539,318	11,006	366,883	359,545	7,338
The Rest of the 1ST DISTRICT	2,892,572	2,169,429	2,126,040	43,389	433,866	425,208	8,678	289,257	283,472	5,785
LAOAG CITY	776,259	582,194	570,550	11,644	116,439	114,110	2,329	77,626	76,073	1,553
2ND DISTRICT	2,792,131	2,094,099	2,052,217	41,982	418,820	410,443	8,376	279,213	273,629	5,584
ILOCOS SUR	6,586,377	4,939,783	4,840,987	98,796	987,957	968,197	19,759	658,638	645,465	13,173
1ST DISTRICT (with Vigan City)	2,207,459	1,655,594	1,622,482	33,112	331,119	324,496	6,622	220,746	216,331	4,415
The Rest of the 1ST DISTRICT	1,915,268	1,436,451	1,407,722	28,729	287,290	281,544	5,746	191,527	187,696	3,831
VIGAN CITY	292,191	219,143	214,761	4,383	43,829	42,952	877	29,219	28,635	584
2ND DISTRICT (with Candon City)	4,378,918	3,284,188	3,218,505	65,684	656,838	643,701	13,137	437,892	429,134	8,758
The Rest of the 2ND DISTRICT	4,016,538	3,012,403	2,952,155	60,248	602,481	590,431	12,050	401,654	393,621	8,033
CANDON CITY	362,380	271,785	266,350	5,436	54,357	53,270	1,087	36,238	35,513	725
LA UNION	6,291,979	4,718,984	4,624,604	94,380	943,797	924,921	18,876	629,198	616,614	12,584
1ST DISTRICT (with San Fernando City)	2,929,375	2,197,481	2,153,532	43,950	439,496	430,706	8,790	292,998	287,138	5,860
The Rest of the 1ST DISTRICT	2,254,543	1,690,907	1,657,089	33,818	338,181	331,418	6,764	225,454	220,945	4,509
SAN FERNANDO CITY	675,432	506,574	496,443	10,131	101,315	99,289	2,026	67,543	66,192	1,351
2ND DISTRICT	3,362,004	2,521,503	2,471,073	50,430	504,301	494,215	10,086	336,200	329,476	6,724
PANGASINAN	23,772,341	17,829,256	17,472,671	356,585	3,565,851	3,494,534	71,317	2,377,234	2,329,689	47,545
1ST DISTRICT (with Alaminos City)	4,645,365	3,484,024	3,414,344	69,680	696,805	682,869	13,936	464,537	455,246	9,291
The Rest of the 1ST DISTRICT	3,961,191	2,970,893	2,911,475	59,418	594,179	582,295	11,884	396,119	388,147	7,922
ALAMINOS CITY	684,175	513,131	502,868	10,263	102,626	100,574	2,053	68,417	67,049	1,368
2ND DISTRICT	3,537,288	2,652,966	2,599,907	53,059	530,593	519,981	10,612	353,729	346,654	7,075
3RD DISTRICT (with San Carlos City)	4,313,910	3,235,433	3,170,724	64,709	647,087	634,145	12,942	431,391	422,763	8,628
The Rest of the 3RD DISTRICT	3,137,468	2,353,101	2,306,039	47,062	470,620	461,208	9,412	313,247	307,472	6,275
SAN CARLOS CITY	1,176,442	882,332	864,685	17,647	176,466	172,937	3,529	117,644	115,291	2,353
4TH DISTRICT (with Dagupan City)	2,866,264	2,149,698	2,106,704	42,994	429,940	421,341	8,599	286,626	280,894	5,733
The Rest of the 4TH DISTRICT	1,931,662	1,448,747	1,419,772	28,975	289,749	283,954	5,795	193,166	189,303	3,863
DAGUPAN CITY	934,602	700,951	686,932	14,019	140,190	137,386	2,804	93,480	91,591	1,889
5TH DISTRICT (with Urdaneta City)	4,011,008	3,008,256	2,948,091	60,165	601,651	589,618	12,033	401,101	393,079	8,022
The Rest of the 5TH DISTRICT	3,042,542	2,281,907	2,236,268	45,638	456,381	447,254	9,128	304,254	298,169	6,085
URDANETA CITY	968,466	726,349	711,822	14,527	145,270	142,364	2,905	96,847	94,910	1,937
6TH DISTRICT	4,398,506	3,298,879	3,232,902	65,978	659,776	646,580	13,196	439,851	431,054	8,797
BATAVANS (LONE DIST.)	276,323	207,243	203,098	4,145	41,449	40,620	829	27,632	27,080	553
TOTAL REGION II	44,008,897	33,006,672	32,346,539	660,133	6,601,334	6,489,305	132,027	4,400,890	4,312,872	88,018
CAGAYAN	15,253,573	11,440,179	11,211,376	228,804	2,288,036	2,242,275	45,761	1,525,357	1,494,858	30,507
1ST DISTRICT	6,730,290	5,047,718	4,946,763	100,954	1,009,544	989,353	20,191	673,029	659,568	13,461
2ND DISTRICT	4,590,674	3,443,006	3,374,146	68,850	688,601	674,829	13,772	459,067	449,886	9,181
3RD DISTRICT (with Tuguegarao City)	3,932,608	2,949,456	2,890,467	58,989	589,891	578,093	11,798	393,261	385,396	7,865
The Rest of the 3RD DISTRICT	3,003,660	2,252,745	2,207,690	45,055	450,549	441,538	9,011	300,366	294,359	6,007
TUGUEGARAO CITY	928,948	696,711	682,776	13,934	139,342	136,555	2,787	92,895	91,037	1,858
ISABELA	19,141,744	14,356,308	14,069,182	287,126	2,871,262	2,813,836	57,425	1,914,174	1,875,891	38,283
1ST DISTRICT	4,858,906	3,494,180	3,424,296	69,884	698,836	684,859	13,977	465,891	456,573	9,318

DEPARTMENT OF EDUCATION
ALLOCATION OF SCHOOL FURNITURE FOR FY 2009 BUDGET

REGION	TOTAL ALLOCATION	75% DIVISION OFFICE ALLOCATION			15% REGIONAL OFFICE ALLOCATION			10% CENTRAL OFFICE ALLOCATION		
		75% Total	Project Cost	2% Monitoring Fund	15% Total	Project Cost	2% Monitoring Fund	10% Total	Project Cost	2% Monitoring Fund
2ND DISTRICT	4,972,348	3,729,261	3,654,675	74,585	745,852	730,935	14,917	497,235	487,290	9,945
3RD DISTRICT	5,013,278	3,759,958	3,684,759	75,199	751,992	736,952	15,040	501,328	491,301	10,027
The Rest of the 3RD DISTRICT	3,529,057	2,646,793	2,593,857	52,936	529,359	518,771	10,587	352,906	345,848	7,058
CAUAYAN CITY	1,484,221	1,113,166	1,090,902	22,263	222,693	218,180	4,453	148,422	145,454	2,968
4TH DISTRICT	4,497,213	3,372,910	3,305,451	67,458	674,582	661,090	13,492	449,721	440,727	8,994
NEUEVA VIZCAYA (Lone District)	6,039,424	4,529,568	4,438,977	90,591	905,914	887,795	18,118	603,942	591,864	12,079
QUIRINO (Lone District)	2,473,374	2,473,374	2,423,907	49,467	494,675	484,781	9,893	329,783	323,188	6,596
TOTAL REGION III	70,487,654	52,873,241	51,815,776	1,057,465	10,574,648	10,363,155	211,493	7,049,755	6,900,770	140,995
AUFORA (Lone District)	3,027,142	2,270,357	2,224,950	45,407	454,071	444,990	9,081	302,714	296,660	6,054
BATAAN	4,363,575	3,272,681	3,207,227	65,454	654,536	641,445	13,091	436,357	427,630	8,727
1ST DISTRICT	2,103,356	1,577,517	1,545,967	31,550	315,503	309,193	6,310	210,336	206,129	4,207
2ND DISTRICT (with Balanga City)	2,260,218	1,695,164	1,661,260	33,903	339,033	332,252	6,781	226,022	221,501	4,520
The Rest of the 2ND DISTRICT	1,737,226	1,302,920	1,276,861	26,058	260,584	255,372	5,212	173,723	170,248	3,474
BALANGA CITY	522,992	392,244	384,399	7,845	78,449	76,880	1,569	52,299	51,253	1,046
BULACAN	14,924,480	11,193,860	10,969,493	223,867	2,238,672	2,193,899	44,773	1,492,448	1,462,599	29,849
1ST DISTRICT	4,129,672	3,097,254	3,035,309	61,945	619,451	607,062	12,389	412,967	404,708	8,259
The Rest of the 1ST DISTRICT	2,821,479	2,116,109	2,073,787	42,322	423,222	414,757	8,464	282,148	276,505	5,643
MALOLOS CITY	1,308,182	981,144	961,521	19,623	196,229	192,304	3,925	130,819	128,203	2,616
2ND DISTRICT	3,565,557	2,674,168	2,620,685	53,483	534,834	524,137	10,697	356,556	349,425	7,131
3RD DISTRICT	3,876,491	2,907,368	2,849,221	58,147	581,474	569,844	11,629	387,649	379,896	7,753
4TH DISTRICT	3,352,761	2,514,570	2,464,279	50,291	502,914	492,856	10,058	335,276	328,571	6,706
SAN JOSE DEL MONTE CITY	2,929,562	2,197,172	2,153,228	43,943	439,434	430,546	8,789	292,956	287,097	5,859
1ST DISTRICT	15,788,227	11,841,170	11,604,347	236,823	2,368,234	2,320,869	47,365	1,578,823	1,547,246	31,576
2ND DISTRICT (with Moruz Science City)	4,288,205	3,216,154	3,151,831	64,323	643,231	630,366	12,865	428,820	420,244	8,576
The Rest of the 2ND DISTRICT	3,930,846	2,948,134	2,889,172	58,963	589,627	577,834	11,793	393,085	385,223	7,862
MUNOZ SCIENCE CITY	3,351,697	2,513,773	2,463,497	50,275	502,755	492,699	10,055	335,170	328,466	6,703
3RD DISTRICT (with Cabanatuan City)	579,149	434,361	425,674	8,687	86,872	85,135	1,737	57,915	56,757	1,158
The Rest of the 3RD DISTRICT	2,584,523	1,938,392	1,899,824	38,768	387,678	379,925	7,754	258,452	253,283	5,169
CABANATUAN CITY	1,668,343	1,251,257	1,226,232	25,025	250,251	245,246	5,005	166,834	163,498	3,337
4TH DISTRICT (with Gapan City)	3,316,311	2,487,233	2,437,489	49,745	497,447	487,498	9,949	331,631	324,998	6,633
The Rest of the 4TH DISTRICT	2,540,870	1,905,653	1,867,540	38,113	381,131	373,508	7,623	254,087	249,005	5,082
GAPAN CITY	775,441	581,581	569,949	11,632	116,316	113,990	2,326	77,544	75,993	1,551
PAMPANGA	15,031,533	11,273,649	11,048,176	225,473	2,254,730	2,209,635	45,095	1,503,153	1,473,090	30,063
1ST DISTRICT (with Angeles City)	3,785,093	2,838,820	2,782,043	56,776	567,764	556,409	11,355	378,509	370,939	7,570
The Rest of the 1ST DISTRICT	1,935,264	1,451,448	1,422,419	29,029	290,290	284,484	5,806	193,526	189,656	3,871
ANGELES CITY	1,849,829	1,387,371	1,359,624	27,747	277,474	271,925	5,549	184,983	181,283	3,700
2ND DISTRICT	3,530,854	2,648,141	2,595,178	52,963	529,828	519,036	10,593	353,085	346,024	7,062
3RD DISTRICT (with San Fernando City)	3,926,659	2,944,994	2,886,094	58,900	588,999	577,219	11,780	392,666	384,813	7,853
The Rest of the 3RD DISTRICT	2,256,508	1,692,381	1,658,533	33,848	338,476	331,707	6,770	225,651	221,138	4,513
SAN FERNANDO CITY	1,670,151	1,252,613	1,227,561	25,052	250,523	245,512	5,010	167,015	163,675	3,340
4TH DISTRICT	3,788,926	2,841,695	2,784,861	56,834	568,339	556,972	11,367	378,893	371,315	7,578
TARLAC	8,994,105	6,745,679	6,610,667	134,912	1,349,116	1,322,133	26,982	899,410	881,422	17,988
1ST DISTRICT	3,029,980	2,272,485	2,227,035	45,450	454,497	445,407	9,090	302,998	296,938	6,060
2ND DISTRICT (with Tarlac City)	3,414,145	2,560,608	2,509,396	51,212	512,122	501,879	10,242	341,414	334,586	6,828
The Rest of the 2ND DISTRICT	1,501,466	1,126,115	1,103,592	22,522	225,223	220,718	4,504	150,149	147,146	3,003
TARLAC CITY	1,912,658	1,434,494	1,405,804	28,690	286,699	281,161	5,738	191,266	187,441	3,825

DEPARTMENT OF EDUCATION
ALLOCATION OF SCHOOL FURNITURE FOR FY 2009 BUDGET

REGION	TOTAL ALLOCATION	75% DIVISION OFFICE ALLOCATION			15% REGIONAL OFFICE ALLOCATION			10% CENTRAL OFFICE ALLOCATION		
		75% Total	Project Cost	2% Monitoring Fund	15% Total	Project Cost	2% Monitoring Fund	10% Total	Project Cost	2% Monitoring Fund
3RD DISTRICT	2,549,980	1,912,485	1,874,236	38,250	382,487	374,847	7,650	254,998	249,898	5,100
ZAMBALES	5,439,030	4,079,273	3,997,687	81,585	815,855	799,537	16,317	543,903	533,025	10,878
1ST DISTRICT (with Olongapo City)	2,721,643	2,041,232	2,000,407	40,825	408,246	400,081	8,165	272,164	266,721	5,443
The Rest of the 1ST DISTRICT	1,396,106	1,047,079	1,026,138	20,942	209,416	205,228	4,188	139,611	136,818	2,792
OLONGAPO CITY	1,325,537	994,153	974,270	19,883	198,831	194,854	3,977	132,554	129,903	2,651
2ND DISTRICT	2,717,388	2,038,041	1,997,280	40,761	407,608	399,456	8,152	271,739	266,304	5,435
TOTAL REGION IV-A	92,248,913	69,186,686	67,802,961	1,363,734	13,687,357	13,560,580	276,747	9,224,891	9,040,393	184,498
BATANGAS	14,209,466	10,657,099	10,443,957	213,142	2,131,420	2,088,791	42,628	1,420,947	1,392,528	28,419
1ST DISTRICT	3,474,258	2,605,693	2,553,579	52,114	521,139	510,716	10,423	347,426	340,477	6,949
2ND DISTRICT (with Batangas City)	3,271,838	2,783,878	2,728,201	55,678	556,776	545,640	11,136	371,184	363,760	7,424
The Rest of the 2ND DISTRICT	1,868,537	1,416,403	1,388,075	28,328	283,281	277,615	5,666	188,854	185,077	3,777
BATANGAS CITY	1,823,301	1,367,475	1,340,126	27,350	273,495	268,025	5,470	182,330	178,683	3,647
3RD DISTRICT (with Tanauan City)	3,139,338	2,354,503	2,307,413	47,090	470,901	461,483	9,418	313,934	307,655	6,279
The Rest of the 3RD DISTRICT	2,323,098	1,742,924	1,707,477	34,846	348,465	341,495	6,969	232,310	227,664	4,646
TANAUAN CITY	816,240	612,180	599,936	12,244	122,436	119,987	2,449	81,624	79,991	1,632
4TH DISTRICT (with Lipa City)	3,894,032	2,913,024	2,854,764	58,260	582,605	570,953	11,652	388,403	380,635	7,768
The Rest of the 4TH DISTRICT	2,410,956	1,808,217	1,772,052	36,164	361,643	354,410	7,233	241,096	236,274	4,822
LIPA CITY	1,473,076	1,104,807	1,082,711	22,096	220,961	216,542	4,419	147,308	144,361	2,946
CAVITE	18,410,980	13,808,235	13,532,070	276,165	2,761,647	2,708,845	55,233	1,841,098	1,804,276	36,822
1ST DISTRICT (with Cavite City)	4,958,127	3,718,595	3,644,223	74,372	743,719	728,845	14,874	495,813	485,896	9,916
The Rest of the 1ST DISTRICT	4,178,909	3,134,182	3,071,498	62,684	626,836	614,300	12,537	417,891	409,533	8,358
CAVITE CITY	779,218	584,413	572,725	11,688	116,883	114,545	2,338	77,922	76,363	1,558
2ND DISTRICT	9,744,531	7,308,398	7,162,230	146,168	1,461,680	1,432,446	29,234	974,453	954,964	19,489
3RD DISTRICT	3,708,322	2,781,241	2,723,617	55,625	556,248	545,123	11,125	370,832	363,416	7,417
LAGUNA	16,425,582	12,319,194	12,072,810	246,384	2,463,839	2,414,562	49,277	1,642,559	1,609,708	32,851
1ST DISTRICT	4,971,488	3,728,616	3,654,044	74,572	745,723	730,809	14,914	497,149	487,206	9,943
The Rest of the 1ST DISTRICT	3,365,010	2,516,258	2,465,932	50,325	503,252	493,186	10,065	335,501	328,791	6,710
STA. ROSA CITY	1,616,478	1,212,358	1,188,111	24,247	242,472	237,622	4,849	161,648	158,415	3,233
2ND DISTRICT (with Calamba City)	4,325,369	3,244,027	3,179,146	64,881	648,805	635,829	12,976	432,537	423,886	8,651
The Rest of the 2ND DISTRICT	2,351,749	1,763,812	1,728,536	35,276	352,762	345,707	7,055	235,175	230,471	4,703
CALAMBA CITY	1,973,620	1,480,215	1,450,610	29,604	296,043	290,122	5,921	197,362	193,415	3,947
3RD DISTRICT (with San Pablo City)	2,924,873	2,193,655	2,149,782	43,873	438,731	429,956	8,775	292,487	286,638	5,850
The Rest of the 3RD DISTRICT	1,501,401	1,126,051	1,103,530	22,521	225,210	220,706	4,504	150,140	147,137	3,003
SAN PABLO CITY	1,423,472	1,067,604	1,046,252	21,352	213,521	209,250	4,270	142,347	139,500	2,847
4TH DISTRICT	4,203,863	3,152,897	3,089,839	63,058	630,579	617,968	12,612	420,386	411,979	8,408
QUEZON	23,791,814	17,843,860	17,486,983	356,877	3,568,772	3,497,397	71,375	2,379,181	2,331,598	47,584
1ST DISTRICT	6,202,830	4,652,123	4,559,080	93,042	930,425	911,816	18,608	620,283	607,677	12,466
2ND DISTRICT (with Lucena City)	4,683,260	3,512,445	3,442,196	70,249	702,489	688,439	14,050	468,326	458,360	9,367
The Rest of the 2ND DISTRICT	3,081,809	2,311,357	2,265,130	46,227	462,271	453,026	9,245	308,181	302,017	6,164
LUCENA CITY	1,601,451	1,201,088	1,177,066	24,022	240,218	235,413	4,804	160,145	156,942	3,203
3RD DISTRICT	6,011,153	4,508,365	4,418,197	90,167	901,673	883,639	18,033	601,115	589,093	12,022
4TH DISTRICT	6,894,570	5,170,928	5,067,509	103,419	1,034,186	1,013,502	20,684	689,457	675,668	13,789
RIZAL	12,088,524	9,066,393	8,885,065	181,328	1,813,279	1,777,013	36,266	1,208,852	1,184,675	24,177
1ST DISTRICT	7,058,614	5,283,960	5,188,081	105,879	1,058,792	1,037,616	21,176	705,861	691,744	14,117
2ND DISTRICT	5,029,910	3,772,433	3,696,984	75,449	754,487	739,397	15,090	502,991	492,931	10,060
ANTIPOLO CITY	7,322,536	5,491,902	5,382,064	109,838	1,098,380	1,076,413	21,968	732,254	717,609	14,645
1ST DISTRICT	3,736,880	2,802,660	2,746,607	56,053	560,532	549,321	11,211	373,688	366,214	7,474

DEPARTMENT OF EDUCATION
ALLOCATION OF SCHOOL FURNITURE FOR FY 2009 BUDGET

REGION	TOTAL ALLOCATION	75% DIVISION OFFICE ALLOCATION				15% REGIONAL OFFICE ALLOCATION				10% CENTRAL OFFICE ALLOCATION			
		75% Total	Project Cost	2% Monitoring Fund	15% Total	Project Cost	2% Monitoring Fund	10% Total	Project Cost	2% Monitoring Fund			
2ND DISTRICT	3,585,657	2,689,243	2,635,458	53,785	537,849	527,092	10,757	358,566	351,394	7,171			
TOTAL REGION IV-B	44,962,548	33,646,909	32,973,971	672,938	6,729,382	6,394,734	134,588	4,486,255	4,396,629	89,725			
MARINIQUE (Lone District)	1,918,231	1,879,866	1,879,866	38,368	383,646	375,973	7,673	255,764	250,649	5,115			
OCCIDENTAL MINDORO (Lone District)	7,335,611	5,501,708	5,391,674	110,034	1,100,342	1,078,395	22,007	733,561	718,890	14,671			
ORIENTAL MINDORO	11,148,574	8,361,431	8,194,202	167,229	1,672,266	1,638,940	33,446	1,114,857	1,092,560	22,297			
1ST DISTRICT (with Calapan City)	6,044,650	4,533,487	4,442,818	90,670	906,697	888,564	18,134	604,465	592,376	12,089			
The Rest of the 1ST DISTRICT	5,000,944	3,750,708	3,675,694	75,014	750,142	735,139	15,003	500,094	490,092	10,002			
CALAPAN CITY	1,043,706	782,780	767,124	15,656	156,556	153,425	3,131	104,371	102,283	2,088			
2ND DISTRICT	5,103,925	3,827,943	3,751,385	76,559	765,589	750,277	15,312	510,392	500,185	10,208			
PALAWAN	19,847,541	14,885,656	14,587,943	297,713	2,977,131	2,917,589	59,543	1,984,754	1,945,059	39,695			
1ST DISTRICT	9,617,601	7,213,201	7,068,937	144,264	1,442,640	1,413,787	28,853	961,760	942,525	19,235			
2ND DISTRICT (with Puerto Princesa City)	10,229,940	7,672,455	7,519,006	153,449	1,534,491	1,503,801	30,690	1,022,994	1,002,534	20,460			
The Rest of the 2ND DISTRICT	7,712,850	5,784,638	5,668,945	115,693	1,156,928	1,133,789	23,139	771,285	755,859	15,426			
PUERTO PRINCESA CITY	2,517,089	1,887,817	1,850,061	37,756	377,563	370,012	7,551	251,709	246,675	5,034			
ROMBLON (Lone District)	3,973,178	2,979,884	2,920,286	59,598	595,977	584,057	11,920	397,318	389,371	7,946			
TOTAL REGION V	72,264,632	54,198,474	53,114,504	1,083,969	10,839,635	10,622,901	216,794	7,226,463	7,081,934	144,529			
ALBAY	12,375,549	9,281,662	9,096,028	185,633	1,856,332	1,819,206	37,127	1,237,555	1,212,804	24,751			
1ST DISTRICT (with Tabaco City)	2,963,218	2,222,413	2,177,965	44,448	444,483	435,593	8,890	296,322	290,395	5,926			
The Rest of the 1ST DISTRICT	2,053,929	1,540,447	1,509,638	30,809	308,089	301,928	6,162	205,393	201,285	4,108			
TABACO CITY	909,289	681,966	668,327	13,639	136,393	133,665	2,728	90,929	89,110	1,819			
2ND DISTRICT (with Legazpi City)	4,214,678	3,161,008	3,097,788	63,220	632,202	619,558	12,644	421,468	413,038	8,429			
The Rest of the 2ND DISTRICT	2,675,270	2,006,453	1,966,324	40,129	401,291	393,265	8,026	267,527	262,176	5,351			
LEGAZPI CITY	1,539,408	1,154,556	1,131,465	23,091	230,911	226,293	4,618	153,941	150,862	3,079			
3RD DISTRICT (with Ligao City)	5,197,653	3,898,240	3,820,275	77,965	779,648	764,055	15,593	519,765	509,370	10,393			
The Rest of the 3RD DISTRICT	4,416,242	3,312,181	3,245,938	66,244	662,436	649,188	13,249	441,624	432,792	8,832			
LIGAO CITY	781,411	586,058	574,337	11,721	117,212	114,867	2,344	78,141	76,578	1,563			
CAMARINES NORTE (Lone District)	9,645,690	7,234,267	7,089,882	144,685	1,446,853	1,417,916	28,937	964,569	945,278	19,291			
CAMARINES SUR	21,301,013	15,975,760	15,656,245	319,515	3,195,152	3,131,249	63,903	2,130,101	2,087,499	42,602			
1ST DISTRICT	6,001,471	4,501,103	4,411,081	90,022	900,221	882,216	18,004	600,147	588,144	12,003			
2ND DISTRICT (with Naga City)	4,451,190	3,338,392	3,271,824	66,768	667,678	654,325	13,354	445,119	436,217	8,902			
The Rest of the 2ND DISTRICT	3,351,527	2,513,645	2,463,373	50,273	502,729	492,675	10,055	335,153	328,450	6,703			
NAGA CITY	1,099,662	824,747	808,252	16,495	164,949	161,650	3,299	109,966	107,767	2,199			
3RD DISTRICT	5,985,813	4,489,360	4,399,573	89,787	897,872	879,915	17,957	598,581	586,610	11,972			
4TH DISTRICT (with Inga City)	4,862,539	3,646,904	3,573,966	72,938	729,381	714,793	14,588	486,254	476,529	9,725			
The Rest of the 4TH DISTRICT	3,947,092	2,960,319	2,901,113	59,206	592,064	580,223	11,841	394,709	386,815	7,894			
INGA CITY	915,447	686,586	672,854	13,732	137,317	134,571	2,746	91,545	89,714	1,831			
CATANDUANES (Lone District)	4,226,136	3,169,602	3,106,210	63,392	633,920	621,242	12,678	422,614	414,161	8,452			
MASBATE	13,646,233	10,234,675	10,029,981	204,693	2,046,955	2,005,996	40,939	1,364,623	1,337,331	27,292			
1ST DISTRICT	2,868,406	2,014,804	1,974,508	40,296	402,962	394,902	8,059	288,641	263,288	5,373			
2ND DISTRICT (with Masbate City)	4,874,820	3,655,965	3,582,845	73,119	731,193	716,569	14,624	487,462	477,713	9,749			
The Rest of the 2ND DISTRICT	4,209,290	3,156,968	3,093,828	63,139	631,394	618,766	12,628	420,929	412,510	8,419			
MASBATE CITY	665,330	498,997	489,017	9,980	99,799	97,803	1,996	66,533	65,202	1,331			
3RD DISTRICT	6,085,208	4,563,906	4,472,628	91,278	912,781	894,526	18,256	608,521	596,350	12,170			
SORSOGON	11,070,011	8,302,508	8,136,458	166,050	1,660,502	1,627,292	33,210	1,107,001	1,084,961	22,040			
1ST DISTRICT (with Sorsogon City)	5,488,413	4,116,310	4,033,984	82,326	823,352	806,797	16,465	548,841	537,864	10,977			
The Rest of the 1ST DISTRICT	4,397,223	3,297,918	3,231,959	65,958	659,584	646,392	13,192	439,722	430,928	8,794			
SORSOGON CITY	1,091,190	818,392	802,024	16,368	163,678	160,405	3,274	109,119	106,937	2,182			

DEPARTMENT OF EDUCATION
ALLOCATION OF SCHOOL FURNITURE FOR FY 2009 BUDGET

REGION	TOTAL ALLOCATION	75% DIVISION OFFICE ALLOCATION			15% REGIONAL OFFICE ALLOCATION			10% CENTRAL OFFICE ALLOCATION		
		75% Total	Project Cost	2% Monitoring Fund	15% Total	Project Cost	2% Monitoring Fund	10% Total	Project Cost	2% Monitoring Fund
2ND DISTRICT	5,581,597	4,186,198	4,102,474	83,724	837,240	820,495	16,745	558,160	546,997	11,163
TOTAL REGION VI	84,260,544	48,156,408	47,231,500	923,908	9,639,882	9,448,300	192,782	6,426,054	6,297,533	128,521
AKLAN (Lone District)	5,342,595	4,006,946	3,926,807	80,139	801,389	785,361	16,028	534,259	523,574	10,685
ANTIQUE (Lone District)	10,633,223	7,974,917	7,815,419	159,498	1,594,983	1,563,084	31,900	1,063,322	1,042,056	21,266
CAPIZ	7,015,790	5,261,843	5,156,606	105,237	1,052,369	1,031,321	21,047	701,579	687,547	14,032
1ST DISTRICT (with Roxas City)	3,354,758	2,516,069	2,465,747	50,321	503,214	493,149	10,064	335,476	328,766	6,710
2ND DISTRICT	2,307,774	1,730,831	1,696,214	34,617	346,166	339,243	6,923	230,777	226,162	4,616
ROXAS CITY	1,046,984	785,238	769,533	15,705	157,048	153,907	3,141	104,698	102,604	2,094
LOILO	3,661,032	2,745,774	2,690,868	54,915	549,155	538,172	10,983	366,103	358,781	7,322
1ST DISTRICT	14,574,411	10,930,808	10,712,192	218,616	2,166,162	2,142,438	43,723	1,457,441	1,428,292	29,149
2ND DISTRICT	2,576,757	1,932,568	1,893,917	38,651	386,514	378,783	7,730	257,676	252,522	5,154
3RD DISTRICT	1,893,257	1,419,943	1,391,544	28,399	283,989	278,309	5,680	189,326	185,539	3,787
4TH DISTRICT (with Passi City)	3,962,859	2,972,144	2,912,701	59,443	594,429	582,540	11,889	396,286	388,360	7,926
5TH DISTRICT	2,801,465	1,951,099	1,912,077	39,022	390,220	382,415	7,804	260,147	254,944	5,203
PASSI CITY	2,068,524	1,551,393	1,520,365	31,028	310,279	304,073	6,206	206,852	202,715	4,137
LOILO NHS	532,942	399,706	391,712	7,994	79,941	78,342	1,599	53,294	52,228	1,066
NEGROS OCCIDENTAL	3,438,035	2,578,526	2,526,956	51,571	515,705	505,391	10,314	343,803	336,927	6,876
1ST DISTRICT (with San Carlos City)	102,037	76,528	74,997	1,531	15,306	14,939	306	10,204	10,000	204
2ND DISTRICT (with Cadiz City & Sagay City)	20,092,278	15,069,208	14,767,824	301,384	3,013,842	2,953,555	60,277	2,009,228	1,969,043	40,185
3RD DISTRICT (with Silyu City)	2,969,780	2,227,335	2,182,789	44,547	445,467	436,558	8,909	296,978	291,038	5,940
SAN CARLOS CITY	1,967,301	1,475,476	1,445,967	29,510	295,095	289,193	5,902	196,730	192,796	3,935
2ND DISTRICT	1,002,479	751,859	736,822	15,037	150,372	147,364	3,007	100,248	98,243	2,005
CADIZ CITY	2,755,527	2,066,646	2,025,313	41,333	413,329	405,063	8,267	275,553	270,042	5,511
SAGAY CITY	386,948	299,211	293,227	5,984	59,842	58,645	1,197	39,895	39,097	798
3RD DISTRICT (with Silyu City)	1,208,346	906,259	888,134	18,125	181,252	177,627	3,625	120,835	118,418	2,417
SILAY CITY	1,148,233	861,175	843,932	17,224	172,235	168,790	3,445	114,823	112,527	2,296
NEGROS OCCIDENTAL HS	3,522,682	2,642,012	2,589,172	52,840	528,402	517,834	10,568	352,268	345,223	7,045
4TH DISTRICT (with Bago & La Carlota City)	2,029,378	1,522,034	1,491,593	30,441	304,407	298,319	6,088	202,938	198,879	4,059
BAGO CITY	1,319,594	989,696	969,902	19,794	197,939	193,980	3,959	131,959	129,320	2,639
LA CARLOTA CITY	173,710	130,283	127,677	2,606	26,057	25,535	521	17,371	17,024	347
5TH DISTRICT	2,742,436	2,056,827	2,015,690	41,137	411,365	403,138	8,227	274,244	268,759	5,485
6TH DISTRICT (with Kabankalan City)	1,070,494	802,870	786,813	16,057	160,574	157,363	3,211	107,049	104,908	2,141
KABANKALAN CITY	1,119,855	839,891	823,093	16,798	167,978	164,619	3,360	111,985	109,746	2,240
7TH DISTRICT	552,087	414,065	405,784	8,281	82,813	81,157	1,656	55,209	54,105	1,104
8TH DISTRICT (with Kabankalan City)	3,237,881	2,428,410	2,379,842	48,568	485,682	475,968	9,714	323,788	317,312	6,476
9TH DISTRICT	4,863,971	3,647,978	3,575,019	72,960	729,596	715,004	14,592	486,397	476,669	9,728
KABANKALAN CITY	3,404,424	2,553,318	2,502,282	51,066	510,664	500,450	10,213	340,442	333,634	6,809
GUMARAS (Lone District)	1,459,547	1,094,660	1,072,767	21,893	218,932	214,553	4,379	145,955	143,036	2,919
BACOLOLO CITY (Lone District)	1,508,680	1,131,510	1,108,880	22,630	226,302	221,775	4,526	150,868	147,851	3,017
LOILOLO CITY (Lone District)	2,797,108	2,087,831	2,055,875	41,957	419,566	411,175	8,391	279,711	274,117	5,594
TOTAL REGION VII	2,296,460	1,722,345	1,687,898	34,447	344,469	337,580	6,889	229,646	225,053	4,593
BOHOL	73,893,399	56,420,049	54,311,648	1,108,401	11,084,010	10,882,330	221,680	7,389,340	7,241,553	147,787
1ST DISTRICT (with Tagbilaran City)	20,869,534	15,651,400	15,338,372	313,028	3,130,280	3,067,674	62,606	2,086,853	2,045,116	41,737
The Rest of the 1ST DISTRICT	5,322,035	3,991,526	3,911,696	79,831	798,305	782,339	15,966	532,203	521,559	10,644
TAGBILARAN CITY	4,733,989	3,550,491	3,479,482	71,010	710,098	695,896	14,202	473,399	463,931	9,468
2ND DISTRICT	588,046	441,035	432,214	8,821	88,207	86,443	1,764	58,805	57,629	1,176
3RD DISTRICT	7,439,868	5,579,901	5,468,303	111,598	1,115,980	1,093,651	22,320	743,987	729,107	14,880

DEPARTMENT OF EDUCATION
ALLOCATION OF SCHOOL FURNITURE FOR FY 2009 BUDGET

REGION	TOTAL ALLOCATION	75% DIVISION OFFICE ALLOCATION			15% REGIONAL OFFICE ALLOCATION			10% CENTRAL OFFICE ALLOCATION		
		75% Total	Project Cost	2% Monitoring Fund	15% Total	Project Cost	2% Monitoring Fund	10% Total	Project Cost	2% Monitoring Fund
3RD DISTRICT	8,106,631	6,079,973	5,958,373	121,599	1,215,995	1,191,675	24,320	810,663	794,450	16,213
CEBU	26,123,063	21,092,298	20,670,482	421,846	4,218,460	4,194,090	84,369	2,812,306	2,756,080	56,246
1ST DISTRICT (with Talisay City)	3,535,605	2,661,704	2,598,670	53,034	530,341	519,734	10,607	353,661	346,489	7,071
The Rest of the 1ST DISTRICT	1,966,039	1,474,529	1,445,039	29,491	294,906	289,008	5,898	196,604	192,672	3,932
TALISAY CITY	1,569,566	1,177,175	1,153,631	23,543	235,435	230,726	4,709	156,957	153,817	3,139
2ND DISTRICT	4,992,254	3,744,190	3,669,306	74,884	748,838	733,861	14,977	499,225	489,241	9,985
3RD DISTRICT (with Toledo City)	5,840,005	4,380,004	4,292,404	87,600	876,001	868,481	17,520	584,000	572,320	11,680
The Rest of the 3RD DISTRICT	4,571,895	3,428,922	3,360,343	68,578	685,784	672,069	13,716	457,190	448,046	9,144
TOLEDO CITY	1,268,110	951,082	932,061	19,022	190,216	186,412	3,804	126,811	124,275	2,536
4TH DISTRICT	3,417,447	2,563,085	2,511,824	51,262	512,617	502,365	10,252	341,745	334,910	6,835
5TH DISTRICT (with Danao City)	4,976,615	3,732,461	3,667,812	74,649	746,492	731,562	14,930	497,661	487,708	9,953
The Rest of the 5TH DISTRICT	3,873,389	2,905,042	2,846,941	58,101	581,008	569,388	11,620	387,339	379,592	7,747
DANA0 CITY	1,103,226	827,419	810,871	16,548	165,484	162,174	3,310	110,323	108,116	2,206
6TH DISTRICT (w/ Lapu-Lapu & Mandaue City)	5,361,138	4,020,853	3,940,436	80,417	804,171	788,087	16,083	536,114	525,391	10,722
The Rest of the 6TH DISTRICT	1,425,146	1,068,859	1,047,482	21,377	213,772	209,496	4,275	142,515	139,664	2,850
LAPU-LAPU CITY	2,297,037	1,722,778	1,688,322	34,456	344,556	337,664	6,891	229,704	225,110	4,584
MANDAUE CITY	1,638,955	1,229,216	1,204,632	24,584	245,843	240,926	4,917	163,895	160,618	3,278
CEBU CITY	6,502,176	4,876,632	4,779,099	97,533	975,326	955,820	19,507	650,218	637,213	13,004
1ST DISTRICT	3,029,771	2,272,328	2,226,882	45,447	454,466	445,376	9,089	302,977	296,918	6,060
2ND DISTRICT	3,472,405	2,604,304	2,552,218	52,086	520,861	510,444	10,417	347,241	340,296	6,945
NEGR0S ORIENTAL	14,601,716	10,951,287	10,732,261	219,026	2,190,257	2,146,452	43,805	1,460,172	1,430,968	29,203
1ST DISTRICT	4,800,674	3,600,506	3,528,496	72,010	720,101	705,699	14,402	480,067	470,466	9,601
2ND DISTRICT (w/ Bais City, Dumaguete & Tanjay City)	5,239,095	3,929,321	3,850,735	78,566	785,864	770,147	15,717	523,910	513,431	10,478
The Rest of the 2ND DISTRICT	2,513,767	1,885,325	1,847,618	37,706	377,065	369,524	7,541	251,377	246,349	5,028
BAS CITY	879,594	659,695	646,501	13,194	131,939	129,300	2,639	87,959	86,200	1,759
DUMAGUETE CITY	805,618	604,214	592,130	12,084	120,843	118,426	2,417	80,562	78,951	1,611
TANJAY CITY	1,040,117	780,087	764,486	15,602	156,017	152,897	3,120	104,012	101,931	2,080
3RD DISTRICT (with Bayawan City)	4,561,946	3,421,460	3,353,030	68,429	684,292	670,606	13,686	456,195	447,071	9,124
The Rest of the 3RD DISTRICT	3,416,605	2,562,454	2,511,204	51,249	512,491	502,241	10,250	341,660	334,827	6,833
BAYAWAN CITY	1,145,341	859,006	841,826	17,180	171,801	168,365	3,436	114,534	112,243	2,291
SIGUJOR (Lone District)	807,225	605,419	593,310	12,108	121,084	118,662	2,422	80,722	79,108	1,614
CARGAR CITY	1,021,461	766,096	750,774	15,322	153,219	150,155	3,064	102,146	100,103	2,043
BOGO CITY	626,371	469,778	460,383	9,366	93,956	92,077	1,879	62,637	61,384	1,253
GUIPULANGAN CITY	1,342,852	1,007,139	986,996	20,143	201,428	197,399	4,029	134,285	131,599	2,686
TOTAL REGION VIII	82,421,815	61,816,361	60,580,084	1,236,327	12,369,272	12,116,007	247,265	8,242,181	8,077,338	164,844
LEYTE	1,997,425	1,498,069	1,468,107	29,961	299,614	293,621	5,992	199,742	195,748	3,995
1ST DISTRICT (with Tacloban City)	28,158,128	21,118,596	20,696,224	422,372	4,222,719	4,139,245	84,474	2,815,813	2,759,497	56,316
The Rest of the 1ST DISTRICT	5,552,823	4,164,617	4,081,325	83,282	832,923	816,265	16,658	555,282	544,177	11,106
TACLOBAN CITY	3,873,782	2,905,337	2,847,230	58,107	581,067	569,446	11,621	387,378	379,631	7,748
2ND DISTRICT	1,679,040	1,250,280	1,234,095	25,186	251,856	246,819	5,037	167,904	164,546	3,358
3RD DISTRICT	7,542,813	5,657,110	5,543,967	113,142	1,131,422	1,108,793	22,628	754,281	739,196	15,086
4TH DISTRICT (with Ormoc City)	3,025,632	2,269,224	2,223,840	45,384	453,845	444,768	9,077	302,563	296,512	6,051
The Rest of the 4TH DISTRICT	5,396,247	4,047,185	3,966,242	80,944	809,437	793,248	16,189	539,625	528,832	10,792
ORMOC CITY	3,497,131	2,622,848	2,570,391	52,457	524,570	514,078	10,481	349,713	342,719	6,994
5TH DISTRICT	1,899,117	1,424,337	1,395,851	28,487	284,867	279,170	5,697	189,912	186,113	3,798
SOUTHERN LEYTE (Lone) (with Masahin City)	6,640,613	4,980,460	4,880,850	99,609	996,092	976,170	19,922	664,061	650,780	13,281
	7,399,459	5,549,594	5,438,602	110,992	1,109,919	1,087,720	22,198	739,946	725,147	14,799

DEPARTMENT OF EDUCATION
ALLOCATION OF SCHOOL FURNITURE FOR FY 2009 BUDGET

REGION	TOTAL ALLOCATION	75% DIVISION OFFICE ALLOCATION			15% REGIONAL OFFICE ALLOCATION			10% CENTRAL OFFICE ALLOCATION		
		75% Total	Project Cost	2% Monitoring Fund	15% Total	Project Cost	2% Monitoring Fund	10% Total	Project Cost	2% Monitoring Fund
SOUTHERN LEYTE Division	5,719,497	4,289,623	4,203,830	85,792	857,925	840,766	17,158	571,950	560,511	11,439
MAASIN CITY	1,679,962	1,259,971	1,234,772	25,199	251,994	246,954	5,040	167,996	164,636	3,360
EASTERN SAMAR (Lone District)	12,312,660	9,234,495	9,049,805	184,690	1,846,899	1,809,961	36,938	1,231,266	1,206,641	24,625
NORTHERN SAMAR	14,875,311	11,156,483	10,933,354	223,130	2,231,297	2,186,671	44,626	1,487,531	1,457,780	29,751
1ST DISTRICT	6,302,241	4,726,681	4,632,147	94,534	945,336	926,429	18,907	630,224	617,620	12,604
2ND DISTRICT	8,573,070	6,429,802	6,301,206	128,596	1,285,960	1,260,241	25,719	857,307	840,161	17,146
WESTERN SAMAR	17,678,832	13,259,124	12,993,942	265,182	2,651,825	2,598,788	53,036	1,767,883	1,732,526	35,358
1ST DISTRICT (with Calbayog City)	6,889,908	5,167,431	5,064,082	103,349	1,033,486	1,012,816	20,670	688,991	675,211	13,780
The Rest of the 1ST DISTRICT	4,069,917	3,052,438	2,991,389	61,049	610,488	598,278	12,210	406,992	398,852	8,140
CALBAYOG CITY	2,819,991	2,114,993	2,072,684	42,300	422,999	414,539	8,460	281,999	276,359	5,640
2ND DISTRICT	10,788,924	8,091,693	7,929,859	161,834	1,618,339	1,585,972	32,367	1,078,892	1,057,315	21,578
TOTAL REGION IX	46,899,118	36,166,838	34,463,501	703,337	7,033,368	6,892,700	140,667	4,688,912	4,595,134	93,778
ZAMBOANGA DEL NORTE	14,330,767	10,748,076	10,533,114	214,962	2,149,615	2,106,623	42,992	1,433,077	1,404,415	28,662
1ST DISTRICT (with Dapitan City)	3,344,669	2,508,502	2,458,332	50,170	501,700	491,666	10,034	334,467	327,778	6,689
The Rest of the 1ST DISTRICT	2,769,446	2,077,085	2,035,543	41,542	415,417	407,109	8,308	276,945	271,406	5,539
DAPTIAN CITY	576,223	431,417	422,789	8,628	86,283	84,558	1,726	67,522	66,372	1,150
2ND DISTRICT (with Dipolog City)	4,963,645	3,722,734	3,648,279	74,455	744,547	729,656	14,891	496,364	486,437	9,927
The Rest of the 2ND DISTRICT	4,092,973	3,069,730	3,008,335	61,395	613,946	601,667	12,279	409,297	401,111	8,186
DIPOLONG CITY	870,672	653,004	639,944	13,060	130,601	127,989	2,612	87,067	85,326	1,741
3RD DISTRICT	6,022,454	4,516,840	4,426,503	90,337	903,368	885,301	18,067	602,245	590,200	12,045
ZAMBOANGA DEL SUR	15,126,271	11,344,703	11,117,809	228,894	2,268,941	2,223,562	45,379	1,512,627	1,482,375	30,253
1ST DISTRICT (with Pagadian City)	8,120,525	6,090,394	5,968,566	121,808	1,218,079	1,193,717	24,362	812,052	795,811	16,241
The Rest of the 1ST DISTRICT	6,736,131	5,061,348	4,950,321	101,027	1,010,270	990,064	20,205	673,513	660,043	13,470
PAGADIAN CITY	1,366,394	1,039,046	1,018,265	20,781	207,809	203,663	4,156	138,539	135,769	2,771
2ND DISTRICT	7,006,746	5,254,309	5,149,223	106,086	1,050,862	1,029,845	21,017	700,575	686,563	14,011
ZAMBOANGA SIBGAY	10,001,492	7,501,119	7,351,037	150,022	1,500,224	1,470,219	30,004	1,000,149	980,146	20,003
1ST DISTRICT	4,889,189	3,666,892	3,593,554	73,338	733,378	718,711	14,668	488,919	479,141	9,778
2ND DISTRICT	5,112,303	3,834,227	3,757,543	76,685	766,845	751,509	15,337	511,230	501,006	10,225
ZAMBOANGA CITY	6,224,312	4,668,234	4,574,869	93,365	933,647	914,974	18,673	622,431	609,983	12,449
1ST DISTRICT	2,475,278	1,856,458	1,819,329	37,129	371,292	363,866	7,426	247,528	242,577	4,951
2ND DISTRICT	3,749,034	2,811,776	2,755,540	56,236	562,355	551,108	11,247	374,903	367,405	7,498
ISABELA CITY	1,206,276	904,707	886,612	18,094	180,941	177,322	3,619	120,628	118,215	2,413
TOTAL REGION X	51,650,847	38,663,135	37,889,872	773,263	7,732,627	7,577,974	154,653	5,155,085	5,051,983	103,102
BUKIDNON	16,723,655	12,542,741	12,291,886	250,855	2,508,548	2,458,377	50,171	1,672,365	1,638,918	33,447
1ST DISTRICT	4,945,506	3,709,130	3,634,947	74,183	741,826	726,989	14,837	494,551	484,660	9,891
2ND DISTRICT	6,259,814	4,694,860	4,600,963	93,897	938,972	920,193	18,779	625,981	613,462	12,520
The Rest of the 2nd DISTRICT	4,506,391	3,379,793	3,312,198	67,596	675,969	662,440	13,619	450,639	441,626	9,013
VALENZA CITY	1,753,423	1,315,067	1,288,766	26,301	263,013	257,753	5,260	175,342	171,895	3,507
3RD DISTRICT	5,518,334	4,138,751	4,065,976	82,775	827,050	811,195	16,555	551,833	540,797	11,037
CAMIGUIN (Lone District)	836,154	627,116	614,573	12,542	125,423	122,915	2,508	83,615	81,943	1,672
LANAO DEL NORTE	8,955,847	6,716,885	6,582,548	134,338	1,343,377	1,316,510	26,868	895,585	877,673	17,912
1ST DISTRICT (with Iligan City)	4,862,114	3,646,586	3,573,654	72,932	729,317	714,731	14,586	486,211	476,487	9,724
The Rest of the 1ST DISTRICT	1,891,383	1,418,538	1,390,167	28,371	283,708	278,033	5,674	189,138	185,356	3,783
ILIGAN CITY	2,970,731	2,228,048	2,183,487	44,561	445,610	436,687	8,912	297,073	291,132	5,941
2ND DISTRICT	4,093,733	3,070,300	3,008,984	61,406	614,060	601,779	12,281	409,373	401,186	8,187
MISAMIS OCCIDENTAL	9,618,498	7,213,874	7,069,586	144,277	1,442,775	1,413,919	28,855	961,850	942,613	19,237
1ST DISTRICT (with Oroquieta City)	4,696,689	3,522,517	3,452,066	70,450	704,503	690,413	14,090	469,669	460,276	9,393

DEPARTMENT OF EDUCATION
ALLOCATION OF SCHOOL FURNITURE FOR FY 2009 BUDGET

REGION	TOTAL ALLOCATION	75% DIVISION OFFICE ALLOCATION			15% REGIONAL OFFICE ALLOCATION			10% CENTRAL OFFICE ALLOCATION		
		75% Total	Project Cost	2% Monitoring Fund	15% Total	Project Cost	2% Monitoring Fund	10% Total	Project Cost	2% Monitoring Fund
The Rest of the 1ST DISTRICT	3,781,548	2,836,161	2,779,437	56,723	567,232	555,887	11,345	378,155	370,592	7,563
OROQUIETA CITY	915,141	686,356	672,629	13,727	137,271	134,526	2,745	91,514	89,684	1,830
2ND DISTRICT (with Ozamis City & Tangub City)	4,921,809	3,691,357	3,617,530	73,827	738,271	723,506	14,765	492,181	482,337	9,844
The Rest of the 2ND DISTRICT	2,633,846	1,975,984	1,935,877	39,508	395,077	387,175	7,902	263,385	258,117	5,268
OZAMIS CITY	1,310,759	983,069	963,408	19,661	196,614	192,682	3,932	131,076	128,454	2,622
TANGUB CITY	977,204	732,903	718,245	14,658	146,581	143,649	2,932	97,720	95,766	1,954
MISAMIS ORIENTAL	11,134,690	8,351,018	8,163,997	167,020	1,670,204	1,636,799	33,404	1,113,469	1,091,200	22,269
1ST DISTRICT (with Gingoog City)	5,865,798	4,399,348	4,311,361	87,997	879,807	862,272	17,597	586,580	574,848	11,732
The Rest of the 1ST DISTRICT	4,126,728	3,095,046	3,033,145	61,901	619,009	606,629	12,360	412,673	404,419	8,253
GINGOOG CITY	1,739,070	1,304,302	1,278,216	26,086	260,860	255,843	5,217	173,907	170,429	3,478
2ND DISTRICT	4,996,269	3,747,202	3,672,258	74,944	749,440	734,452	14,989	499,627	489,634	9,993
MISAMIS ORIENTAL GEN. CHS	272,623	204,468	200,378	4,089	40,894	40,076	818	27,262	26,717	545
CAGAYAN DE ORO CITY	4,282,003	3,211,502	3,147,272	64,230	642,300	629,454	12,846	428,200	419,636	8,564
1ST DISTRICT	1,808,409	1,356,307	1,329,180	27,126	271,261	265,836	5,425	180,841	177,224	3,617
2ND DISTRICT	2,473,594	1,855,195	1,818,091	37,104	371,039	363,618	7,421	247,359	242,412	4,947
TOTAL REGION XI	42,106,823	31,579,742	30,948,147	631,585	6,315,948	6,189,629	126,319	4,210,632	4,126,420	84,213
COMPOSTELA VALLEY	8,209,706	6,157,280	6,034,134	123,146	1,231,456	1,206,827	24,629	820,971	804,551	16,419
1ST DISTRICT	3,412,203	2,559,152	2,507,969	51,183	511,830	501,594	10,237	341,220	334,396	6,824
2ND DISTRICT	4,797,504	3,598,128	3,526,165	71,963	719,626	705,233	14,393	479,750	470,155	9,595
DAVAO DEL NORTE	7,843,380	5,882,535	5,764,894	117,661	1,176,507	1,152,977	23,530	784,338	768,651	15,687
1ST DISTRICT (with Taguim City)	4,060,768	3,045,576	2,984,664	60,912	609,115	596,933	12,182	406,077	397,955	8,122
The Rest of the 1ST DISTRICT	2,594,146	1,945,610	1,906,698	38,912	389,122	381,340	7,782	259,415	254,226	5,188
TAGUIM CITY	1,466,621	1,099,966	1,077,967	21,999	219,993	215,593	4,400	146,662	143,729	2,933
2ND DISTRICT (with Panabo City)	3,782,612	2,836,959	2,780,220	56,739	567,392	556,044	11,348	378,261	370,696	7,565
The Rest of the 2ND DISTRICT	1,815,335	1,361,501	1,334,271	27,230	272,300	266,854	5,446	181,534	177,903	3,631
IGACOS	808,451	606,338	594,211	12,127	121,268	118,842	2,425	80,845	79,228	1,617
PANABO CITY	1,158,826	869,120	851,737	17,382	173,824	170,347	3,476	115,883	113,565	2,318
DAVAO DEL SUR	9,240,083	6,930,062	6,791,461	138,601	1,386,012	1,358,292	27,720	924,008	905,528	18,480
1ST DISTRICT (with Digos City)	4,127,609	3,095,707	3,033,792	61,914	619,141	606,758	12,383	412,761	404,506	8,255
The Rest of the 1ST DISTRICT	3,043,892	2,282,919	2,237,260	45,688	456,584	447,452	9,132	304,389	298,301	6,088
DIGOS CITY	1,083,717	812,788	796,532	16,256	162,558	159,306	3,251	108,372	106,204	2,167
2ND DISTRICT	5,112,474	3,834,356	3,757,669	76,887	766,871	751,534	15,337	511,247	501,022	10,225
DAVAO ORIENTAL	6,424,782	4,818,587	4,722,215	96,372	963,717	944,443	19,274	642,478	629,629	12,850
1ST DISTRICT	3,266,957	2,450,217	2,401,213	49,004	490,043	480,243	9,801	326,896	320,162	6,534
2ND DISTRICT	3,157,825	2,368,369	2,321,002	47,367	473,674	464,200	9,473	315,783	309,467	6,316
DAVAO CITY	10,388,372	7,791,279	7,635,453	155,826	1,558,256	1,527,091	31,165	1,038,837	1,018,060	20,777
1ST DISTRICT	3,235,503	2,426,627	2,378,095	48,533	485,325	475,619	9,707	323,550	317,079	6,471
2ND DISTRICT	3,814,244	2,860,683	2,803,489	57,214	572,137	560,694	11,443	381,424	373,796	7,628
3RD DISTRICT	3,338,625	2,505,968	2,453,889	50,079	500,778	490,778	10,016	333,862	327,185	6,677
TOTAL REGION XII	48,927,712	34,445,794	33,755,886	686,916	6,889,157	6,751,374	137,783	4,582,771	4,500,916	91,855
NORTH COTABATO	16,334,363	12,251,223	12,006,196	245,024	2,450,245	2,401,240	49,005	1,633,496	1,600,826	32,670
1ST DISTRICT	8,379,305	6,284,479	6,158,789	125,690	1,256,896	1,231,758	25,138	837,931	821,172	16,759
2ND DISTRICT (with Kidapawan City)	7,955,658	5,966,744	5,847,409	119,335	1,199,349	1,169,482	23,867	795,566	779,654	15,911
The Rest of the 2ND DISTRICT	6,914,014	5,185,511	5,081,800	103,710	1,037,102	1,016,360	20,742	691,401	677,573	13,828
KIDAPAWAN CITY	1,041,644	781,233	785,608	15,625	156,247	153,122	3,125	104,164	102,081	2,083
SOUTH COTABATO	11,904,290	8,928,218	8,749,653	178,564	1,785,944	1,749,931	35,713	1,190,429	1,166,620	23,809
1ST DISTRICT (with Gen. Santos City)	5,333,421	4,000,066	3,920,065	80,001	800,013	784,013	16,000	533,342	522,675	10,667

DEPARTMENT OF EDUCATION
ALLOCATION OF SCHOOL FURNITURE FOR FY 2009 BUDGET

REGION	TOTAL ALLOCATION	75% DIVISION OFFICE ALLOCATION			15% REGIONAL OFFICE ALLOCATION			10% CENTRAL OFFICE ALLOCATION		
		75% Total	Project Cost	2% Monitoring Fund	15% Total	Project Cost	2% Monitoring Fund	10% Total	Project Cost	2% Monitoring Fund
The Rest of the 1ST DISTRICT	2,068,606	1,551,455	1,520,426	31,029	310,291	304,085	6,206	206,861	202,723	4,137
GEN. SANTOS CITY	3,264,815	2,448,611	2,399,639	48,972	489,722	479,928	9,794	326,482	319,952	6,530
2ND DISTRICT (with Koronadal City)	6,570,869	4,928,152	4,829,589	98,563	985,630	965,918	19,713	657,087	643,945	13,142
The Rest of the 2ND DISTRICT	5,378,368	4,033,776	3,953,101	80,676	806,755	790,620	16,135	537,837	527,080	10,757
KORONADAL CITY	1,192,501	894,376	876,488	17,888	178,875	175,298	3,578	119,250	116,865	2,385
SARANGANI (Lone District)	6,105,221	4,578,916	4,487,338	91,578	915,783	897,468	18,316	610,522	598,312	12,210
SULTAN KUDARAT	9,871,943	7,403,957	7,255,878	148,079	1,480,791	1,451,176	29,616	987,184	967,450	19,744
1ST DISTRICT (with Tacurong City)	3,681,087	2,760,816	2,705,599	55,216	552,163	541,120	11,043	368,109	360,747	7,362
The Rest of the 1ST DISTRICT	2,844,139	2,133,104	2,090,442	42,662	426,621	418,088	8,532	284,414	278,726	5,688
TACURONG CITY	836,948	627,711	615,157	12,564	125,542	123,031	2,511	83,695	82,021	1,674
2ND DISTRICT	6,190,855	4,643,141	4,550,279	92,863	928,628	910,056	18,573	619,086	606,704	12,382
COTABATO CITY	1,711,294	1,283,470	1,257,801	25,669	256,694	251,560	5,134	171,129	167,707	3,423
TOTAL CARRAGA	43,286,606	32,464,955	31,815,655	649,299	6,492,991	6,363,131	129,866	4,328,661	4,242,087	86,573
AGUSAN DEL NORTE	9,557,837	7,168,378	7,025,010	143,368	1,433,676	1,405,002	28,674	955,784	936,668	19,116
1ST DISTRICT (with Butuan City)	4,430,192	3,322,644	3,256,191	66,453	664,529	651,238	13,291	443,019	434,159	8,860
The Rest of the 1ST DISTRICT	617,925	463,444	454,175	9,269	92,689	90,835	1,854	61,792	60,557	1,236
BUTUAN CITY	3,812,267	2,859,201	2,802,017	57,184	571,840	560,403	11,437	381,227	373,602	7,625
2ND DISTRICT	5,127,645	3,845,733	3,768,819	76,915	769,147	753,764	15,383	512,764	502,509	10,255
AGUSAN DEL SUR (Lone District)	11,838,049	8,878,537	8,700,966	177,571	1,775,707	1,740,193	35,514	1,183,805	1,160,129	23,676
SURIGAO DEL NORTE	9,039,266	6,779,464	6,643,875	135,589	1,355,893	1,328,775	27,118	903,929	885,850	18,079
1ST DISTRICT (with Surigao)	3,395,703	2,546,777	2,495,842	50,936	509,355	499,168	10,187	339,570	332,779	6,791
The Rest of the 1ST DISTRICT										
SIARGAO	3,395,703	2,546,777	2,495,842	50,936	509,355	499,168	10,187	339,570	332,779	6,791
2ND DISTRICT (with Surigao City)	5,643,582	4,232,687	4,148,033	84,664	846,537	829,607	16,931	564,358	553,071	11,287
The Rest of the 2ND DISTRICT	3,487,299	2,615,474	2,563,165	52,309	523,095	512,633	10,462	348,730	341,755	6,975
SURIGAO CITY	2,156,283	1,617,213	1,584,868	32,344	323,443	316,974	6,469	215,628	211,316	4,313
SURIGAO DEL SUR	9,250,662	6,937,996	6,799,237	138,760	1,387,599	1,359,847	27,752	925,066	906,565	18,501
1ST DISTRICT	4,870,570	3,652,928	3,579,869	73,059	730,586	715,974	14,612	487,057	477,316	9,741
2ND DISTRICT (with Bislig City)	4,380,092	3,285,069	3,219,367	65,701	657,014	643,873	13,140	438,009	429,249	8,760
The Rest of the 2ND DISTRICT	3,216,129	2,412,097	2,363,855	48,242	482,419	472,771	9,648	321,613	315,181	6,432
BISLIG CITY	1,163,963	872,972	855,513	17,459	174,594	171,103	3,492	116,396	114,068	2,328
DINAGAT ISLANDS (Lone District)	3,600,773	2,700,579	2,646,568	54,012	540,116	529,314	10,802	360,077	352,876	7,202
MANILA	10,227,489	7,670,617	7,517,204	153,412	1,534,123	1,503,441	30,682	1,022,749	1,002,294	20,455
1ST DISTRICT	2,259,364	1,694,523	1,660,632	33,890	338,905	332,126	6,778	225,936	221,418	4,519
2ND DISTRICT	1,589,110	1,191,833	1,167,996	23,897	238,367	233,599	4,767	158,911	155,733	3,178
3RD DISTRICT	1,396,539	1,047,404	1,026,456	20,948	209,481	205,291	4,190	139,654	136,861	2,793
4TH DISTRICT	1,130,404	847,803	830,847	16,956	169,561	166,169	3,391	113,040	110,780	2,261
5TH DISTRICT	1,389,792	1,042,344	1,021,497	20,847	208,469	204,299	4,169	138,979	136,200	2,780
6TH DISTRICT	2,462,280	1,846,710	1,809,776	36,934	369,342	361,955	7,387	246,228	241,303	4,925
QUEZON CITY	22,289,916	16,702,437	16,368,388	334,049	3,340,487	3,273,678	66,810	2,226,992	2,182,452	44,540
1ST DISTRICT	2,892,573	2,169,430	2,126,041	43,389	433,886	425,208	8,678	289,257	283,472	5,785
2ND DISTRICT	15,442,007	11,581,505	11,349,875	231,630	2,316,301	2,269,975	46,326	1,544,201	1,513,317	30,884
3RD DISTRICT	1,800,288	1,350,216	1,323,211	27,004	270,043	264,642	5,401	180,029	176,428	3,601
4TH DISTRICT	2,135,048	1,601,286	1,569,260	32,026	320,257	313,852	6,405	213,505	209,235	4,270
KALOOKAN CITY	16,412,509	12,309,382	12,063,194	246,188	2,461,876	2,412,639	49,238	1,641,251	1,608,426	32,825
1ST DISTRICT	13,553,296	10,164,972	9,961,673	203,299	2,032,994	1,992,395	40,660	1,355,330	1,328,223	27,107

DEPARTMENT OF EDUCATION
ALLOCATION OF SCHOOL FURNITURE FOR FY 2009 BUDGET

REGION	TOTAL ALLOCATION	75% DIVISION OFFICE ALLOCATION			15% REGIONAL OFFICE ALLOCATION			10% CENTRAL OFFICE ALLOCATION		
		75% Total	Project Cost	2% Monitoring Fund	15% Total	Project Cost	2% Monitoring Fund	10% Total	Project Cost	2% Monitoring Fund
2ND DISTRICT	2,859,213	2,144,409	2,101,521	42,888	428,882	420,304	8,578	285,921	280,203	5,718
MAKATI CITY	3,105,312	2,328,984	2,282,404	46,590	465,797	456,481	9,316	310,531	304,321	6,211
1ST DISTRICT	1,445,589	1,084,192	1,062,508	21,684	216,838	212,502	4,337	144,559	141,668	2,891
2ND DISTRICT	1,659,723	1,244,792	1,219,896	24,896	248,968	243,979	4,979	165,972	162,653	3,319
LAS PIÑAS (Lone District)	6,771,876	5,078,907	4,977,329	101,578	1,015,781	995,466	20,316	677,188	663,644	13,544
MARIKINA CITY	3,648,402	2,736,301	2,681,575	54,726	547,280	536,315	10,945	364,840	357,543	7,297
1ST DISTRICT	1,286,717	965,038	945,737	19,301	193,008	189,147	3,860	128,672	126,098	2,573
2ND DISTRICT	2,361,685	1,771,264	1,736,838	35,425	354,253	347,168	7,085	236,168	231,445	4,723
MUNTINLUPA (Lone District)	2,956,928	2,217,696	2,173,342	44,354	443,539	434,668	8,871	295,693	289,779	5,914
PARAMARQUE (Lone District)	4,700,180	3,525,135	3,454,632	70,503	705,027	690,926	14,101	470,018	460,618	9,400
1ST DISTRICT	2,101,448	1,576,086	1,544,564	31,522	315,217	308,913	6,304	210,145	205,942	4,203
2ND DISTRICT	2,598,732	1,949,049	1,910,068	38,981	389,810	382,014	7,796	259,873	254,676	5,197
PASAY CITY (Lone District)	2,745,094	2,058,821	2,017,644	41,176	411,764	403,529	8,235	274,509	269,019	5,490
PASIG CITY (Lone District)	3,172,977	2,379,732	2,332,138	47,595	475,946	466,428	9,519	317,298	310,952	6,346
SAN JUAN (Lone District)	691,729	518,797	508,421	10,376	103,759	101,684	2,075	69,173	67,789	1,383
MANDALUYONG CITY (Lone District)	1,828,666	1,371,492	1,344,062	27,430	274,298	268,812	5,486	182,866	179,208	3,657
PATEROS & TAGUIG	7,338,013	5,503,510	5,393,440	110,070	1,100,702	1,078,688	22,014	733,801	719,125	14,676
1ST DISTRICT (Paleros)	1,498,536	1,123,902	1,101,424	22,478	224,720	220,285	4,496	149,854	146,857	2,997
2ND DISTRICT (Taguig City)	5,839,477	4,379,608	4,292,016	87,596	875,982	856,403	17,518	583,948	572,269	11,679
MALABON-NAVOTAS (Lone District)	6,132,968	4,599,276	4,507,290	91,986	919,855	901,458	18,397	613,237	600,972	12,265
VALENZUELA	5,886,581	4,414,936	4,326,637	88,299	882,987	865,327	17,660	588,638	576,985	11,773
1ST DISTRICT	3,071,519	2,303,639	2,257,567	46,073	460,728	451,513	9,215	307,152	301,009	6,143
2ND DISTRICT	2,815,062	2,111,297	2,069,071	42,226	422,259	413,814	8,445	281,506	275,876	5,630
TOTAL C A R	30,011,317	22,508,488	22,088,318	450,170	4,501,698	4,411,664	90,034	3,001,132	2,941,109	60,023
ABRA (Lone District)	4,529,342	3,397,007	3,329,067	67,940	679,401	665,813	13,588	452,934	443,876	9,059
APAYAO (Lone District)	2,857,609	2,143,207	2,100,343	42,864	428,641	420,069	8,573	285,761	280,046	5,715
BAGUIO CITY (Lone District)	1,692,282	1,269,211	1,243,827	25,384	253,442	248,765	5,077	169,228	165,844	3,385
BENGUET (Lone District)	6,394,977	4,796,233	4,700,308	95,925	959,247	940,062	19,185	639,498	626,708	12,790
FUGAO (Lone District)	4,241,310	3,180,983	3,117,363	63,620	636,197	623,473	12,724	424,131	415,648	8,483
KALINGA (Lone District)	6,471,872	4,853,904	4,756,826	97,078	970,781	951,365	19,416	647,187	634,243	12,944
MT. PROVINCE (Lone District)	3,823,924	2,867,943	2,810,584	57,359	573,589	562,117	11,472	382,392	374,745	7,648
TOTAL A R M M	44,769,991	33,577,493	32,905,943	671,550	6,715,499	6,581,189	134,310	4,476,999	4,387,459	89,540
BASILAN (with Lamitan City)	3,953,619	2,965,214	2,905,910	59,304	593,043	581,182	11,861	395,362	387,455	7,907
The rest of Basilan	3,093,782	2,320,336	2,273,930	46,407	464,067	454,786	9,281	309,378	303,191	6,188
Lamitan City	859,837	644,878	631,980	12,898	128,976	126,396	2,580	85,984	84,264	1,720
LANAO DEL SUR I	7,959,072	5,969,304	5,849,918	119,386	1,193,861	1,169,984	23,877	795,907	779,989	15,919
I-A	2,484,566	1,863,425	1,826,156	37,288	372,885	365,231	7,454	248,457	243,487	4,963
I-B	2,756,590	2,067,443	2,028,094	41,349	413,489	405,219	8,270	275,659	270,146	5,513
MARAWI CITY	2,271,915	2,038,436	1,997,668	40,769	407,687	399,534	8,154	271,792	266,356	5,436
LANAO DEL SUR II	5,844,848	4,383,636	4,295,963	87,673	876,727	859,193	17,535	584,485	572,795	11,690
I-A	3,185,565	2,389,174	2,341,390	47,783	477,835	468,278	9,557	318,566	312,185	6,371
I-B	2,659,283	1,994,462	1,954,573	39,889	398,892	390,915	7,978	265,928	260,610	5,319
MAGUINDAANO	12,302,175	9,226,631	9,042,099	184,533	1,845,326	1,808,420	36,907	1,230,218	1,205,613	24,604
SULU	9,748,590	7,311,443	7,165,214	146,229	1,462,289	1,433,043	29,246	974,859	955,362	19,497
1ST DISTRICT	5,183,365	3,887,524	3,809,773	77,750	777,505	761,955	15,550	518,337	507,970	10,367
2ND DISTRICT	4,565,225	3,423,919	3,355,441	68,478	684,784	671,088	13,696	456,523	447,392	9,130
TAWI-TAWI (Lone District)	4,961,687	3,721,265	3,646,840	74,425	744,253	729,368	14,885	496,169	486,245	9,923

Annex C
Standard Designs of School Furniture
CY2009

DIMENSIONS OF ELEMENTARY TABLE IN MILLIMETER

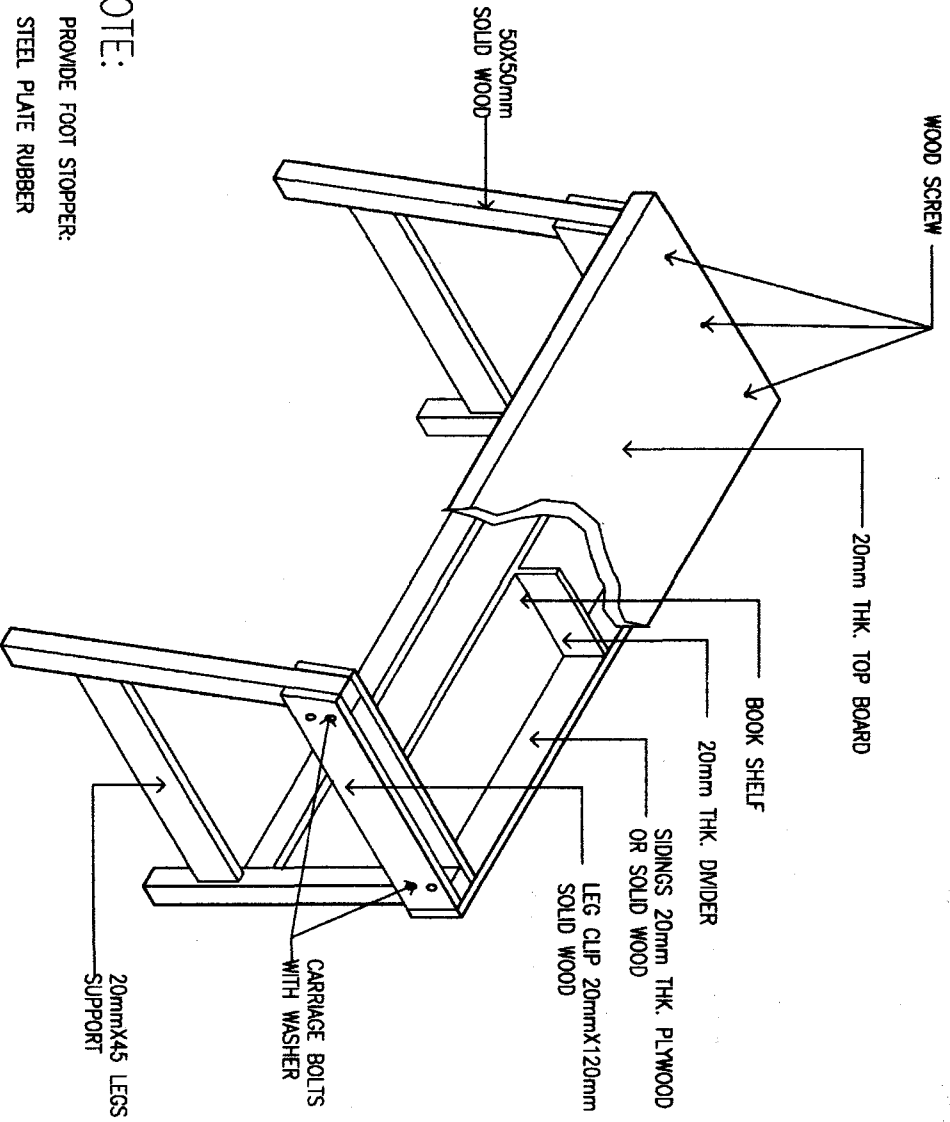
LEVEL	Grades I-IV	Grades V-VI
A TABLE HEIGHT	525	590
B TABLE WIDTH	400	400
C TABLE LENGTH	1000	1100
D SHELF WIDTH	200	200

TECHNICAL SPECIFICATIONS:

- TOP BOARD - 20mm THK. MARINE PLYWOOD W/ 20mmX20mm EDGING OR SOLID WOOD
- LEGS - 50mmX50mm SOLID WOOD
- SIDINGS - 20mmX120mm SOLID WOOD
- LEGS SUPPORT - 20mmX45mm SOLID WOOD
- FOOT CLIP - 20mmX120mm SOLID WOOD
- SHELF - 20mm THK. PLYWOOD, SOLID WOOD
- DIVIDER - 20mm THK. PLYWOOD, SOLID WOOD

NOTE:

ALL SOLID WOOD MUST BE TREATED KILN DRIED OR SUNDRIED (TANGULILE, GEMELINA, RED LAUAN OR EQUIVALENT)

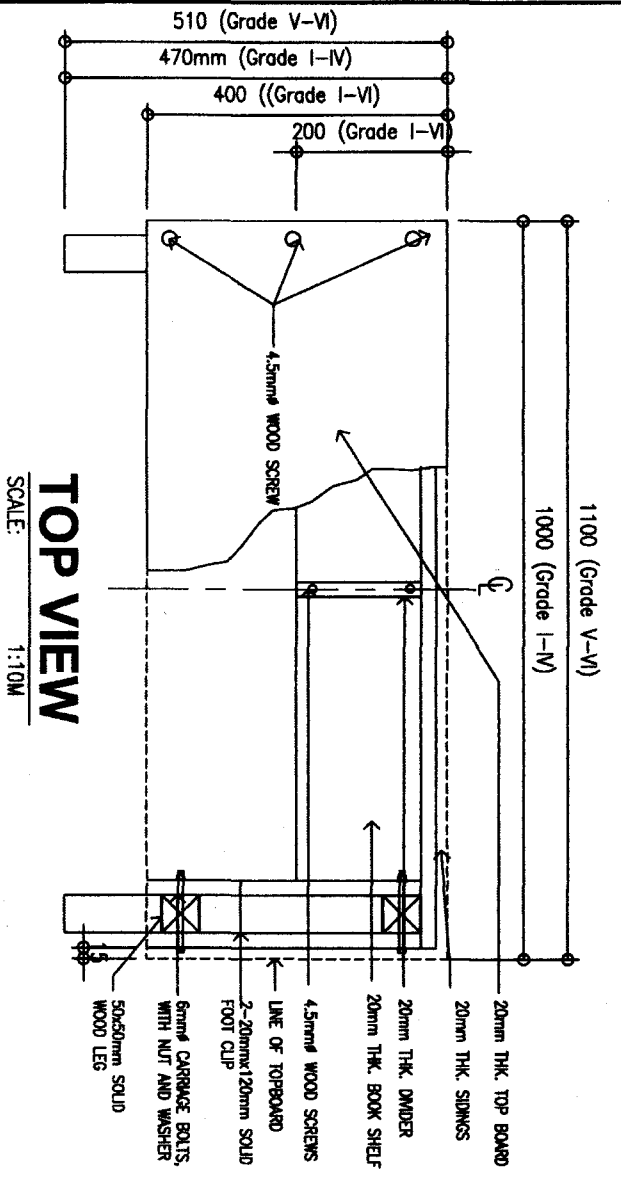


NOTE:

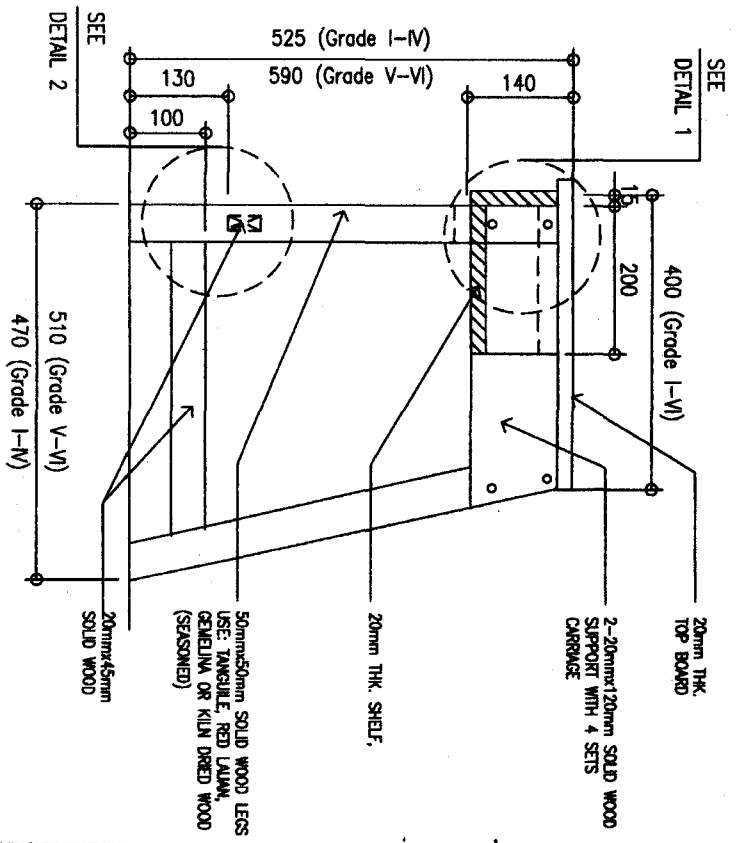
PROVIDE FOOT STOPPER:
STEEL PLATE RUBBER
OR PLASTIC SOLE

ISOMETRIC VIEW (ALL WOOD)

NTS

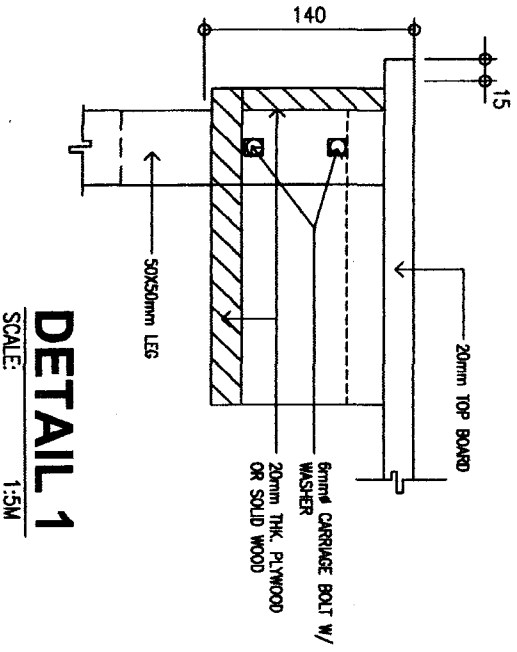


TOP VIEW
SCALE: 1:10M

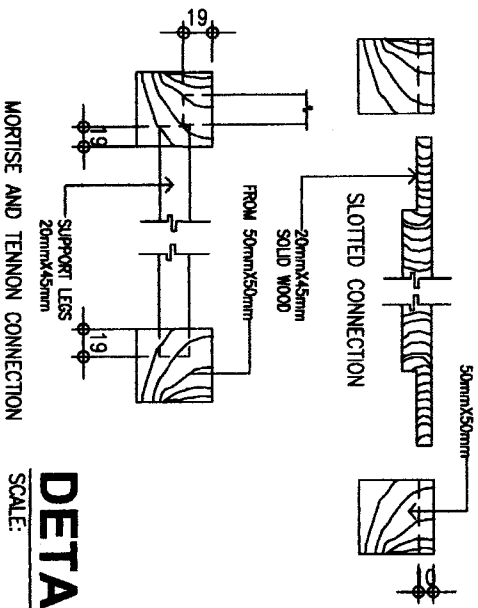


SECTION
SCALE: 1:10M

NOTE:
CONNECTIONS SHOULD BE GLUED
AND NAILED SECURELY

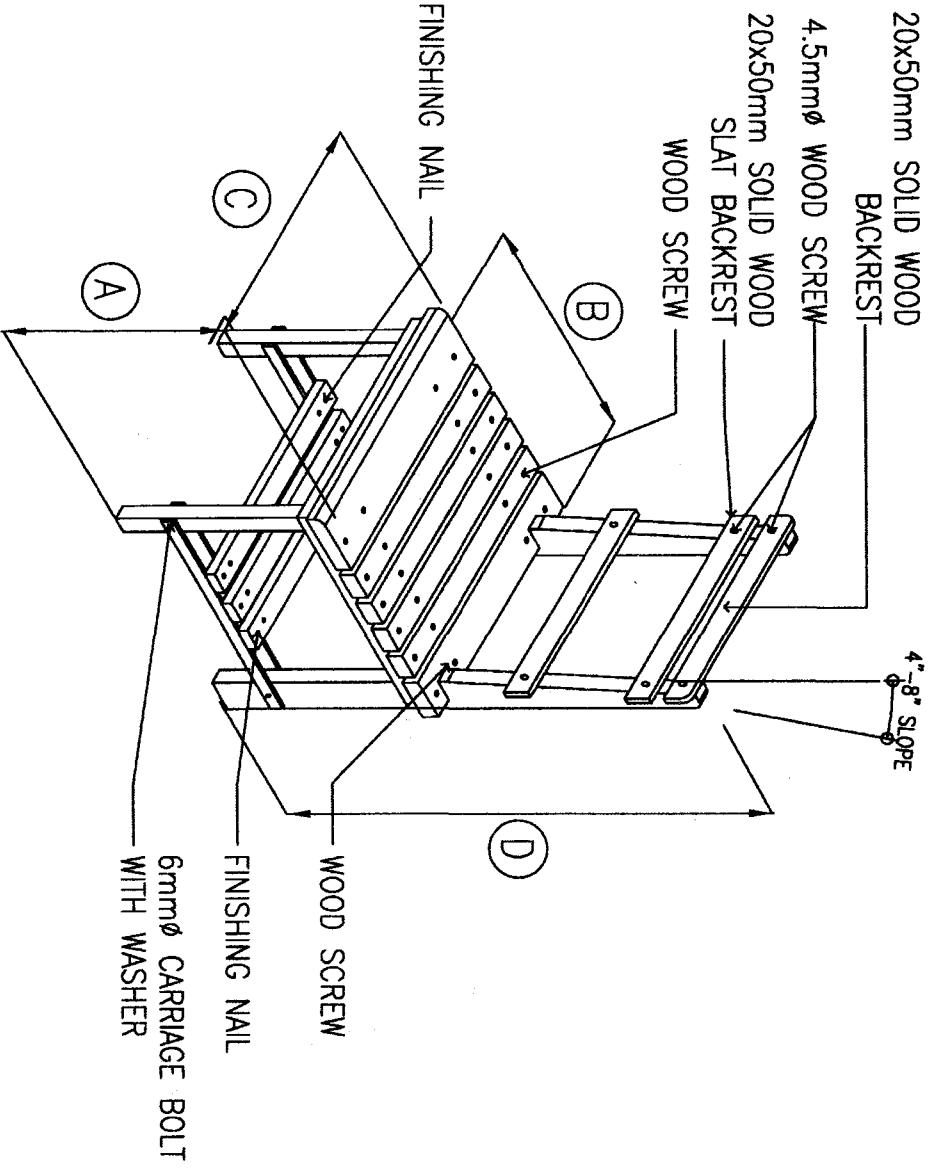


DETAIL 1
SCALE: 1:5M



DETAIL 2
SCALE: 1:5M

MORTISE AND TENON CONNECTION



SECTION
(ALL WOOD)

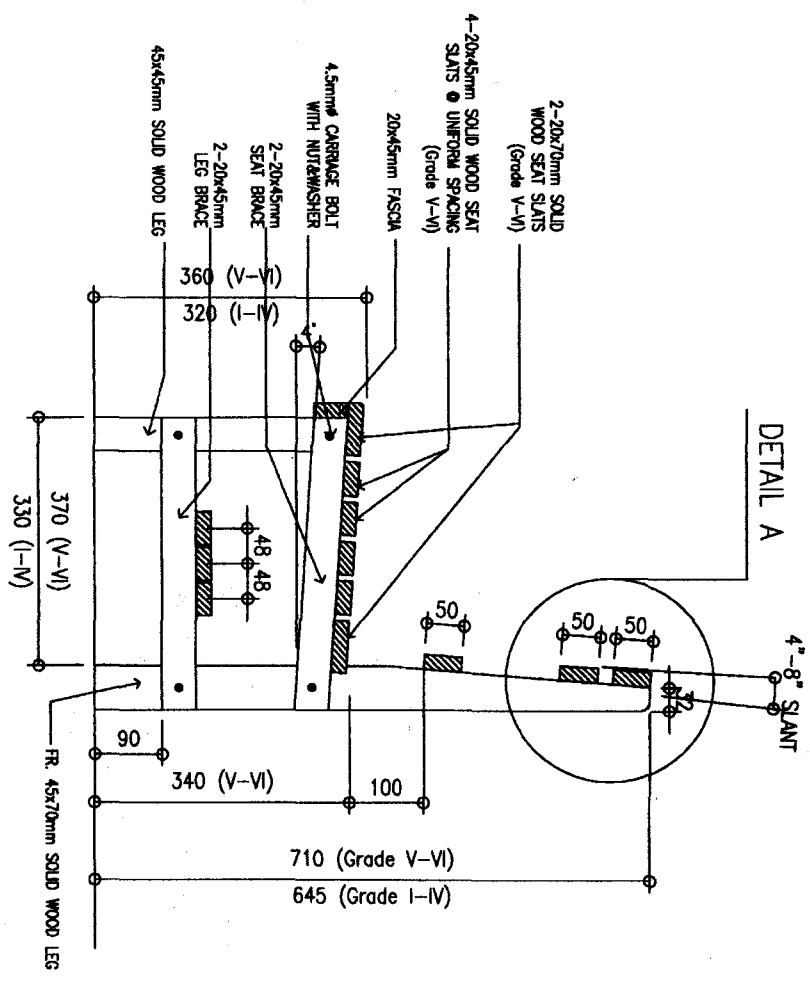
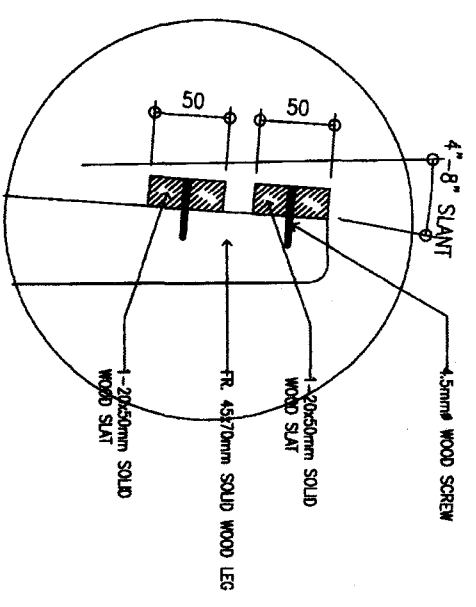
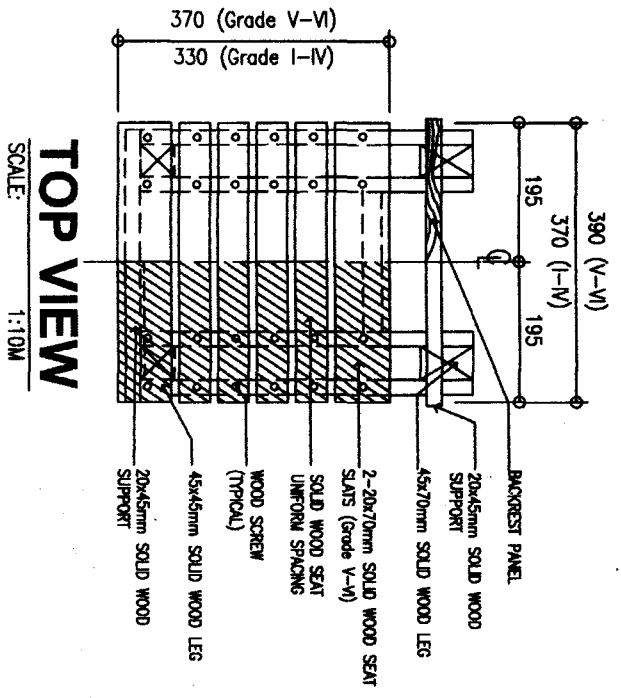
DIMENSIONS OF ELEMENTARY CHAIR IN MILLIMETER

LEVEL	Grades I-IV	Grades V-VI
A SEAT HEIGHT	320	360
B SEAT DEPTH	330	370
C SEAT WIDTH	370	390
D BACKREST HEIGHT	645	710

TECHNICAL SPECIFICATIONS:

SEAT SLOT GRADES V-VI	4-20mmx45mm, TANGULE 2-20mmx70mm, TANGULE
SEAT SLOT GRADES I-IV	5-20mmx45mm, TANGULE 1-20mmx70mm, TANGULE
FRONT LEG	45mmx45mm, TANGULE
BACK LEG	45mmx70mm, TANGULE
BOOK SHELF	3-20mmx45mm, TANGULE
BACK REST	3-20mmx50mm, TANGULE
SEAT BRACE	4-20mmx45mm, TANGULE

NOTE:
ALL SOLID WOOD MUST BE TREATED KILN DRIED OR SUNDRIED (TANGULE, GEMELINA, RED LAUAN OR EQUIVALENT)

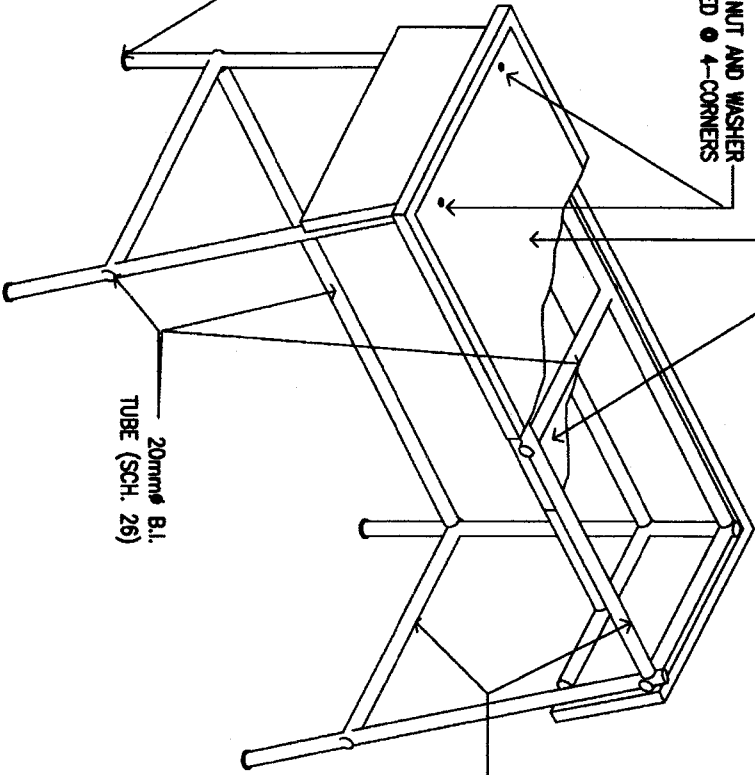


TYPICAL DESIGN OF CHAIR FOR ELEMENTARY GRADES (ALL WOOD COMBINATION)

20mm THK. TOP BOARD AND BOOK SHELF

6mm ϕ CARRIAGE BOLT w/ NUT AND WASHER CONCEALED & PLATED PLACED @ 4-CORNERS

FOOT STOPPER STEEL PLATE RUBBER OR PLASTIC SOLE



20mm ϕ B.I. TUBE (SCH. 26)

20mm ϕ B.I. TUBE (SCH. 26)

ISOMETRIC VIEW

NTS

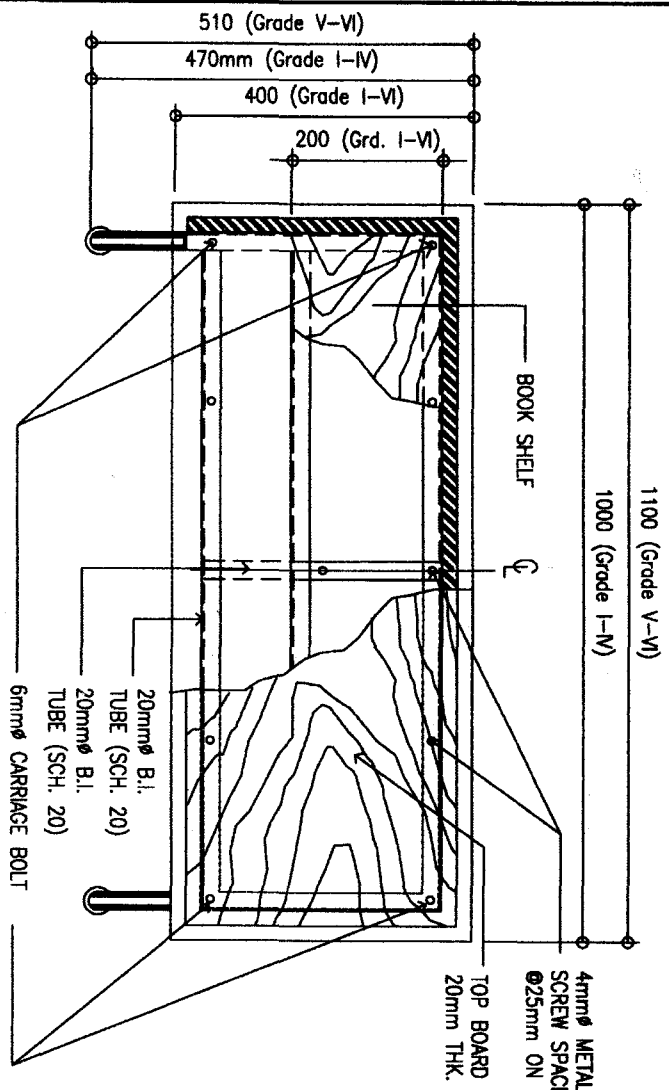
DIMENSIONS OF ELEMENTARY TABLE IN MILLIMETER

LEVEL	Grades I-N	Grades V-M
A TABLE HEIGHT	525	590
B TABLE WIDTH	400	400
C TABLE LENGTH	1000	1100
D SHELF WIDTH	200	200

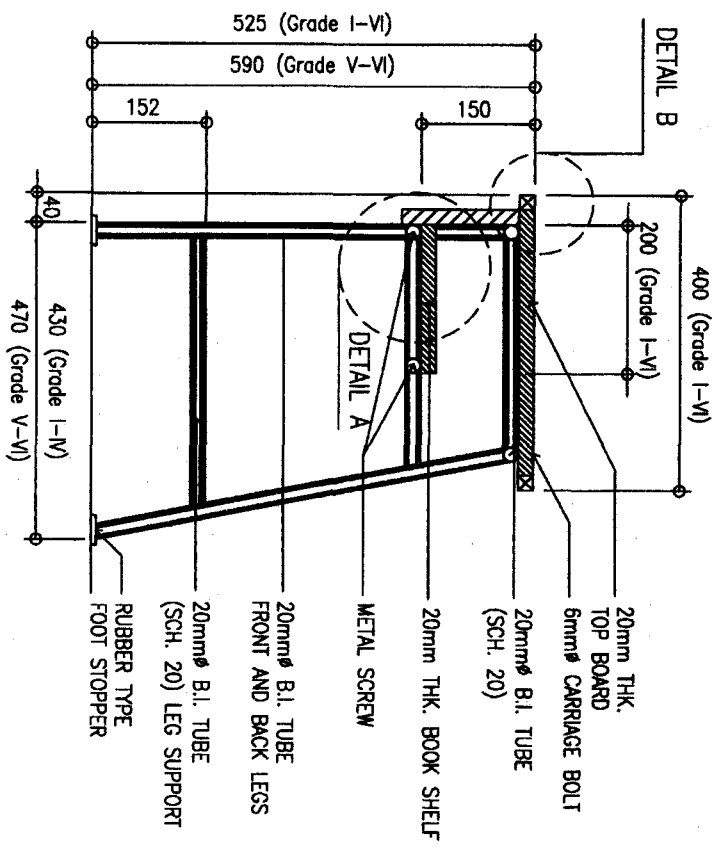
TECHNICAL SPECIFICATIONS:

- TOP BOARD - 20mm THK. MARINE PLYWOOD w/ 20x20mm EDGING OR SOLID WOOD
- STRUCTURAL FRAME - USE 20mm ϕ B.I. TUBE (SCH. 20)
- BOOK SHELF - 20mm THK. PLYWOOD OR SOLID WOOD
- TOP BOARD BRACES - 20mm ϕ B.I. TUBE (SCH. 20)
- ALL JOINTS FULLY WELDED

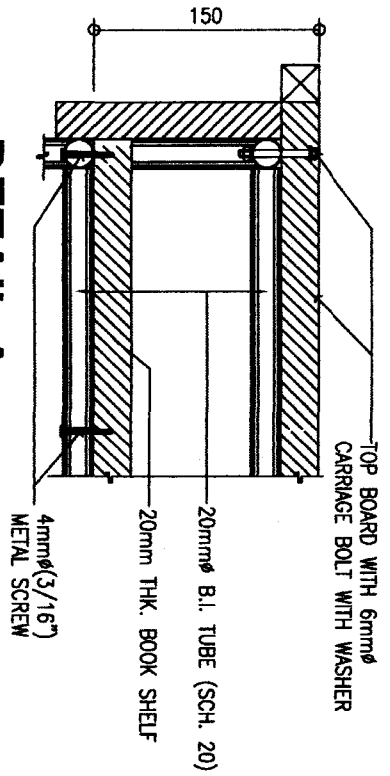
NOTE:
ALL SOLID WOOD MUST BE TREATED KILN DRIED OR SUNDRIED (TANGULI, GEMELINA, RED LAUAN OR EQUIVALENT)



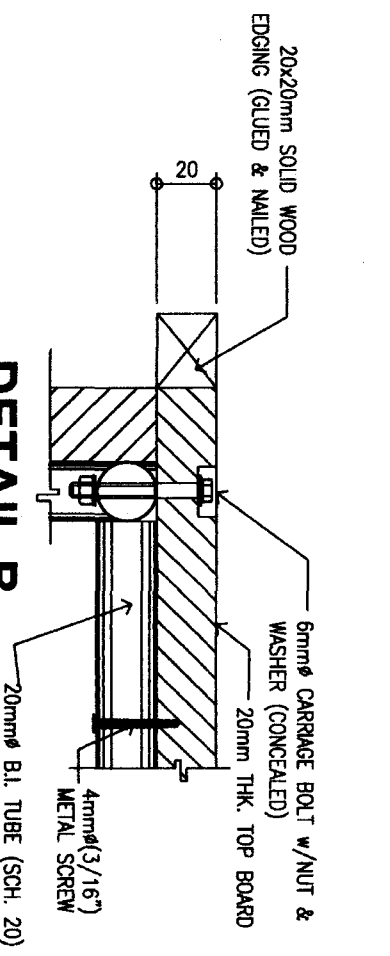
TOP VIEW
SCALE: 1:10M



FRONT VIEW
SCALE: 1:10M

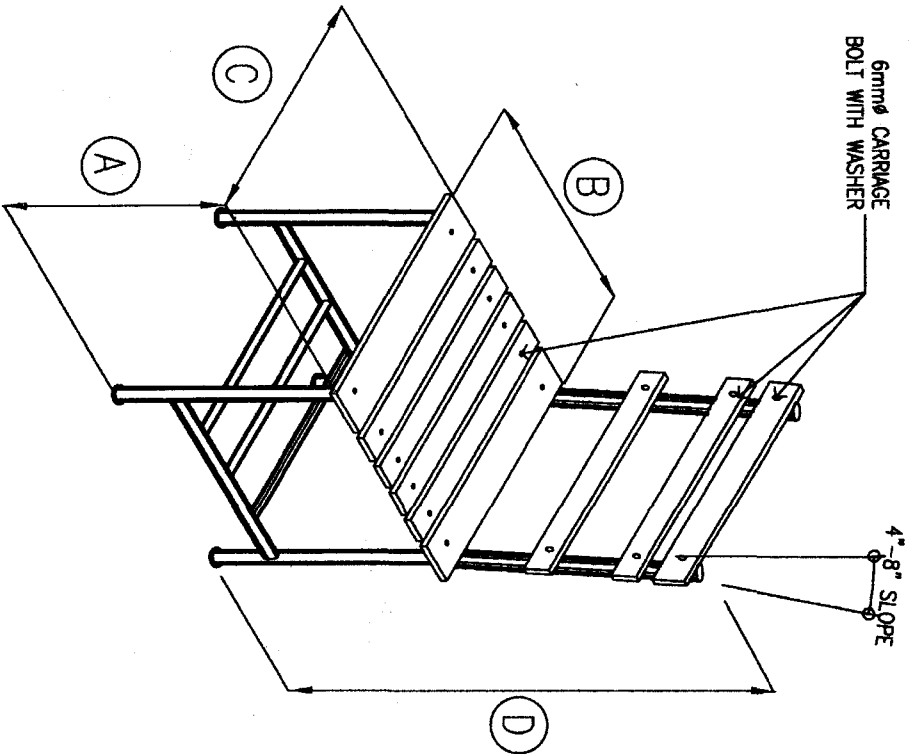


DETAIL A
SCALE: 1:5M



DETAIL B
SCALE: 1:2.5M

**TYPICAL DESIGN OF TWO SEATER TABLE
FOR ELEMENTARY GRADES
(STEEL AND WOOD COMBINATION)**



NOTE:
 PROVIDE FOOT STOPPER:
 STEEL PLATE RUBBER
 OR PLASTIC SOLE

ISOMETRIC
 (WOOD AND STEEL)

DIMENSIONS OF ELEMENTARY CHAIR IN MILLIMETER

LEVEL	Grades I-IV	Grades V-IV
A SEAT HEIGHT	320	360
B SEAT DEPTH	330	370
C SEAT WIDTH	370	390
D BACKREST HEIGHT	645	710

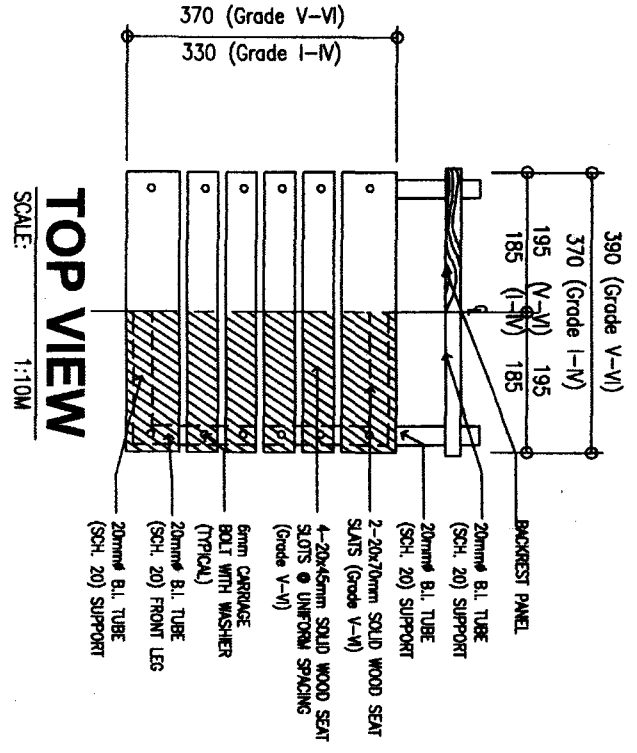
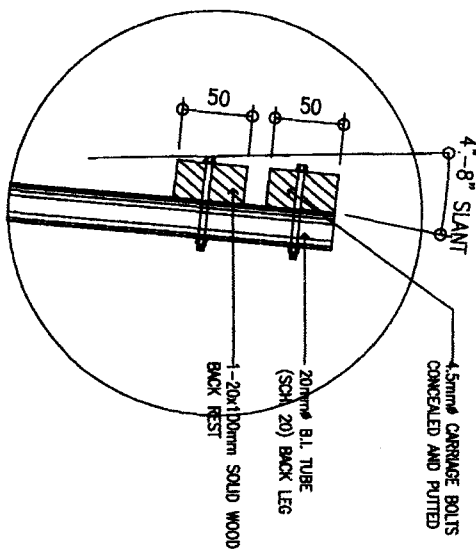
NOTE:
 ALL STEEL JOINTS SHALL BE FULLY WELDED.

TECHNICAL SPECIFICATIONS:

SEAT SLOT GRADES V-IV	4-20mmx45mm, TANGUILE or EQUIVALENT
SEAT SLOT GRADES I-IV	2-20mmx70mm, TANGUILE or EQUIVALENT
FRONT LEG/BACK LEG/SUPPORT	5-20mmx45mm, TANGUILE or EQUIVALENT
BACK REST	1-20mmx70mm, TANGUILE or EQUIVALENT
	20mm ϕ B.I. TUBE (SCH. 20)
	3-20mmx50mm, SOLID WOOD

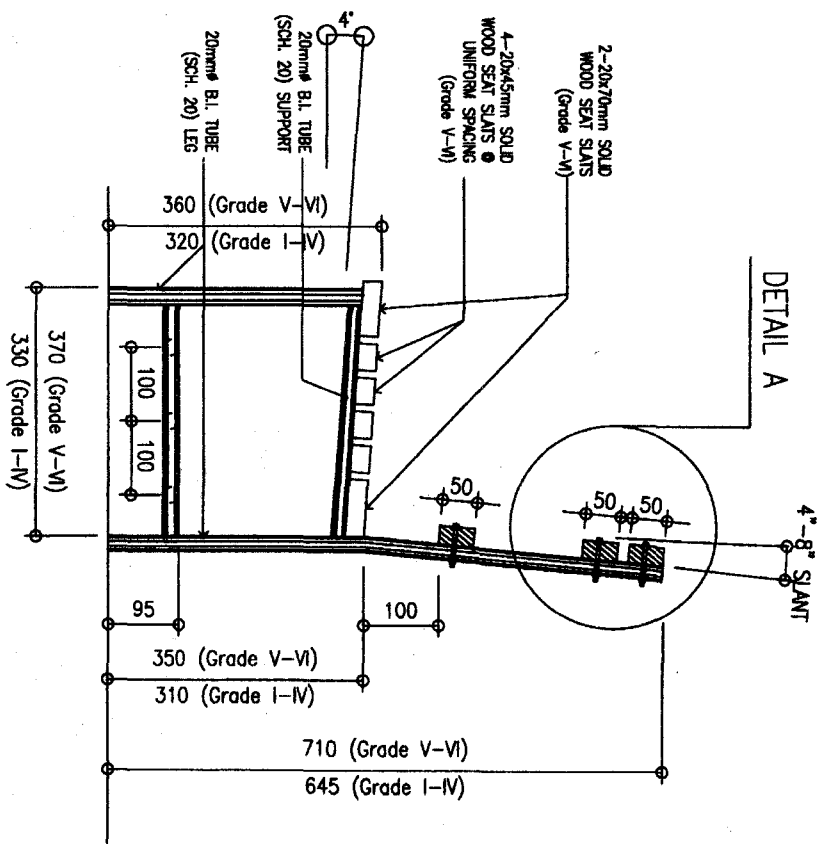
NOTE:
 ALL SOLID WOOD MUST BE TREATED KILN DRIED OR SUNDRIED (TANGUILE, GEMELINA, RED LAUAN OR EQUIVALENT)

DETAIL-A
 SCALE: 1:5M



TOP VIEW
 SCALE: 1:10M

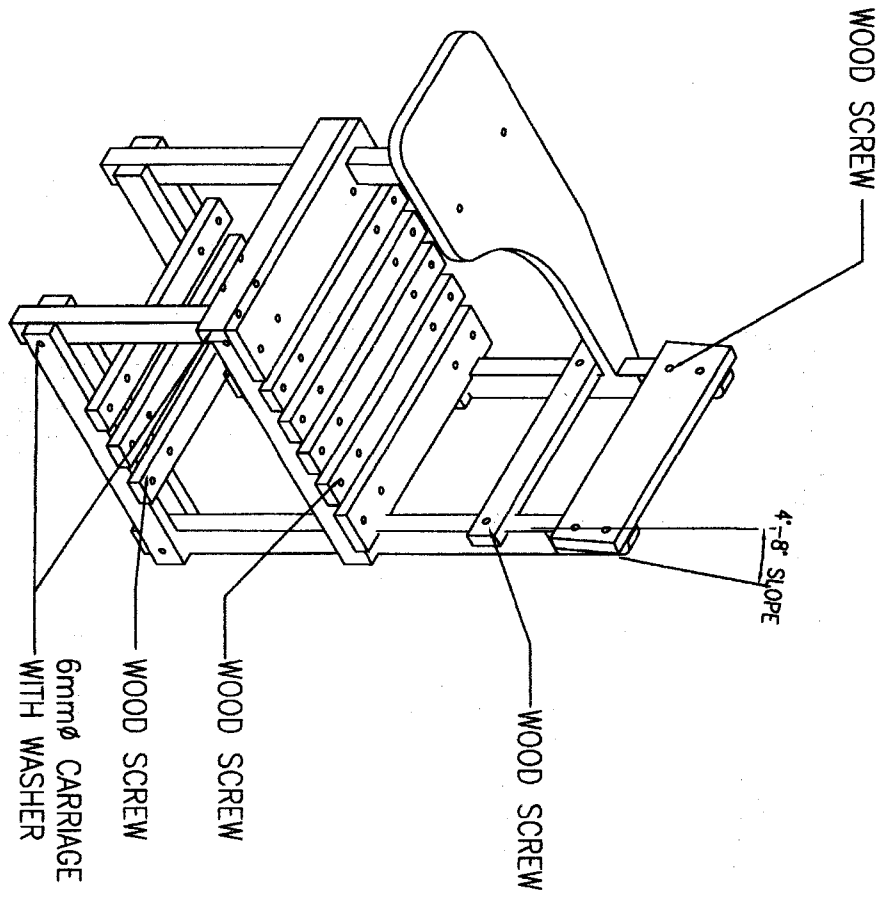
SECTION
 SCALE: 1:10M



DETAIL A

DIMENSIONS OF ELEMENTARY GRADES I-IV
CHAIR IN MILLIMETER

LEVEL	DIMENSIONS
A SEAT HEIGHT	355
B SEAT DEPTH	370
C SEAT WIDTH	390
D WRITING BOARD HT.	582
E BACKREST HT.	645
F WRITING BOARD WIDTH	250
G WRITING BOARD DEPTH	255
H WRITING BOARD LENGTH	625

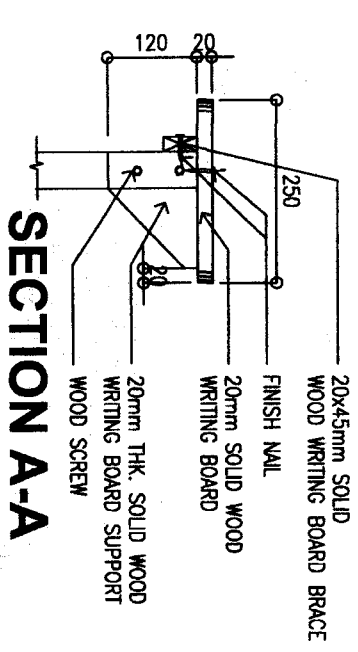
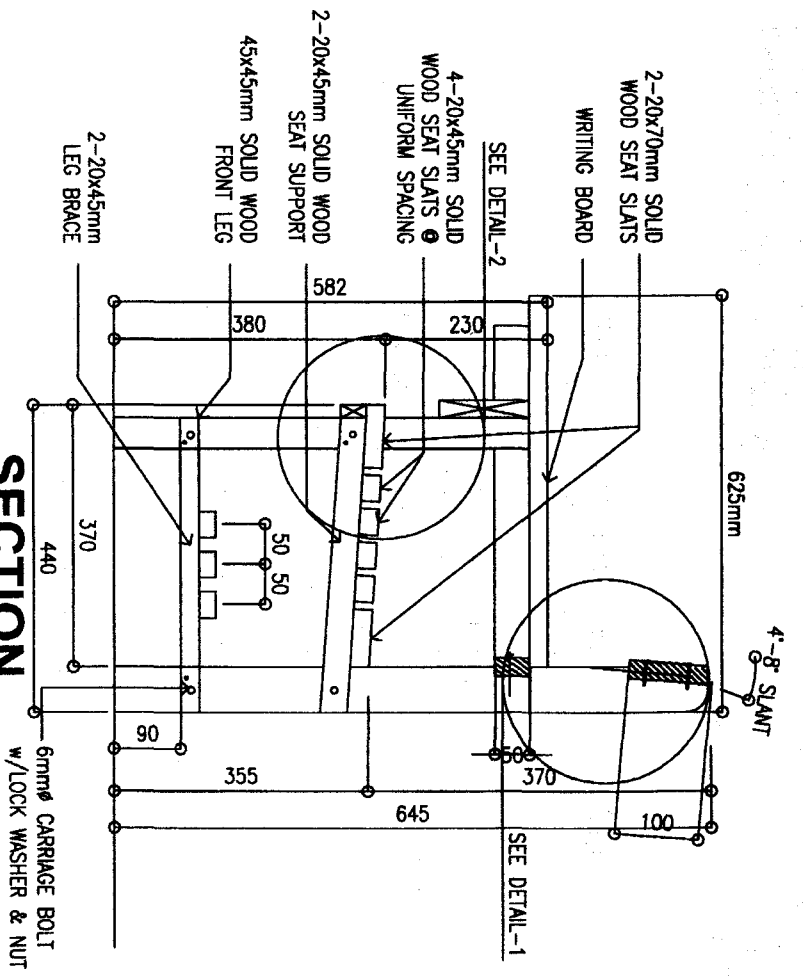
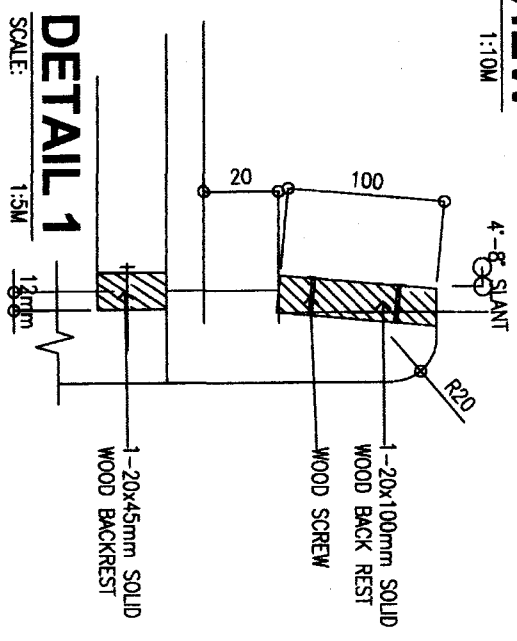
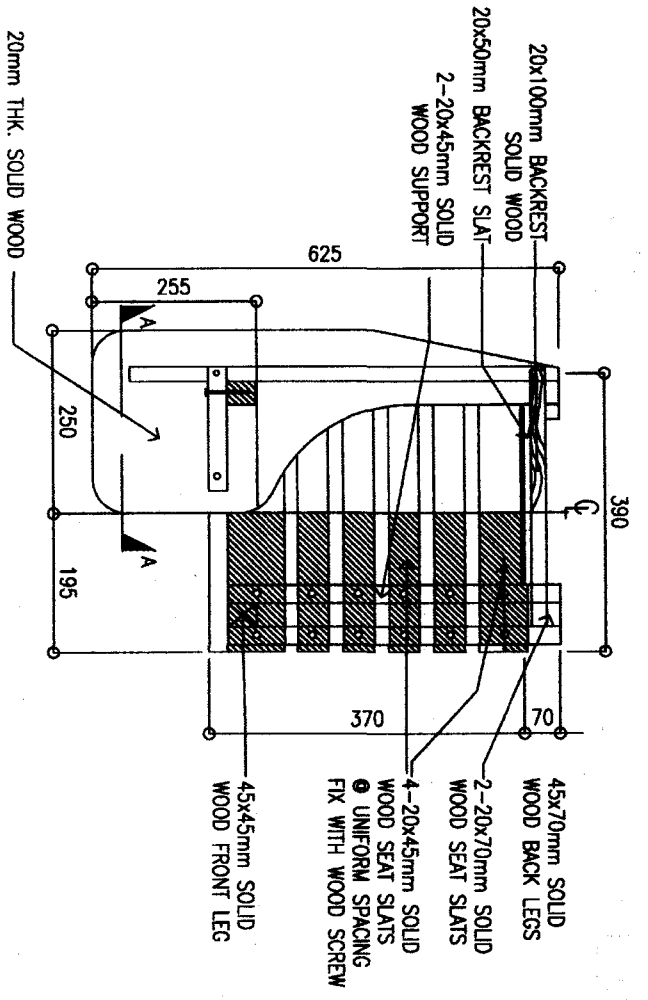


ISOMETRIC VIEW
SCALE: NTS

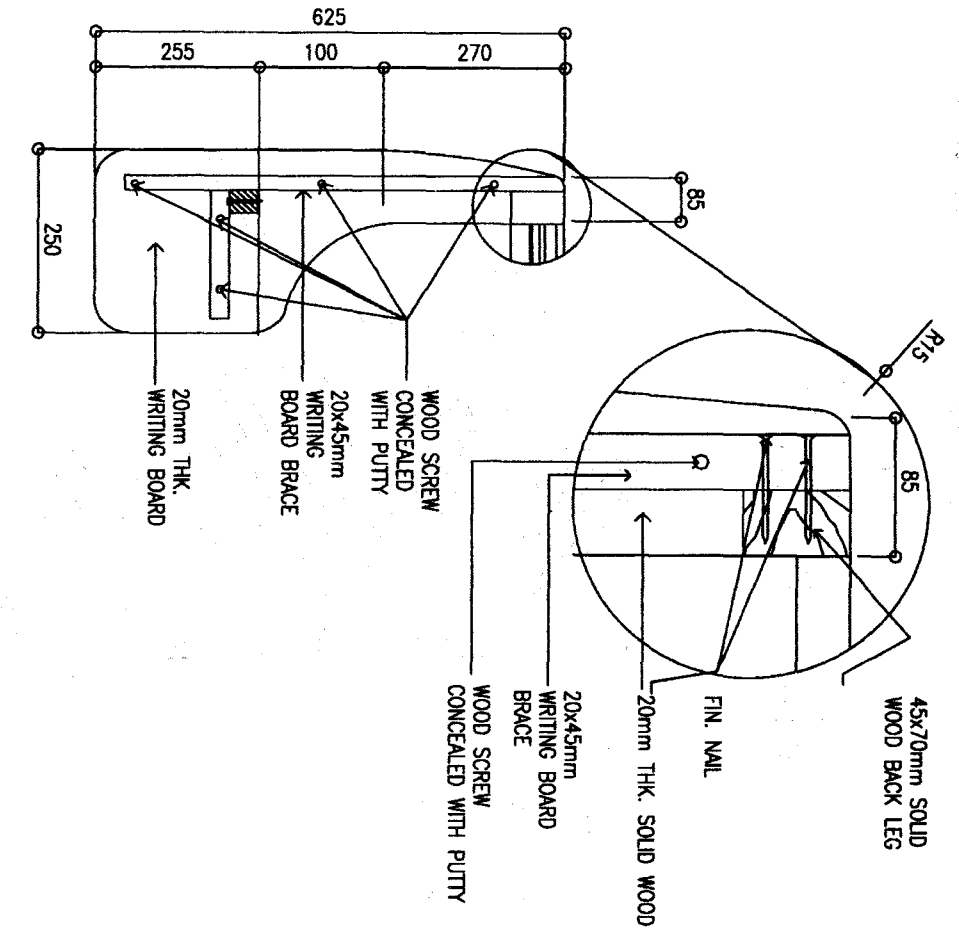
TECHNICAL SPECIFICATIONS:

SEAT SLAT	4-20mmx45mm, SOLID WOOD 2-20mmx70mm, SOLID WOOD
FRONT LEG	FROM 45mmx45mm, SOLID WOOD
BACK LEG	FROM 45mmx70mm, TANGULE, SOLID WOOD
BACK REST	1-20mmx100mm, TANGULE, SOLID WOOD 1-20mmx50mm, SOLID WOOD
WRITING BOARD	20mm THK. SOLID WOOD
BOOK SHELF	3-20x45mm SOLID WOOD
FINISHES	WOOD - SMOOTH FINISH WITH AT LEAST 3 COATS VARNISH, MAPLE FINISH

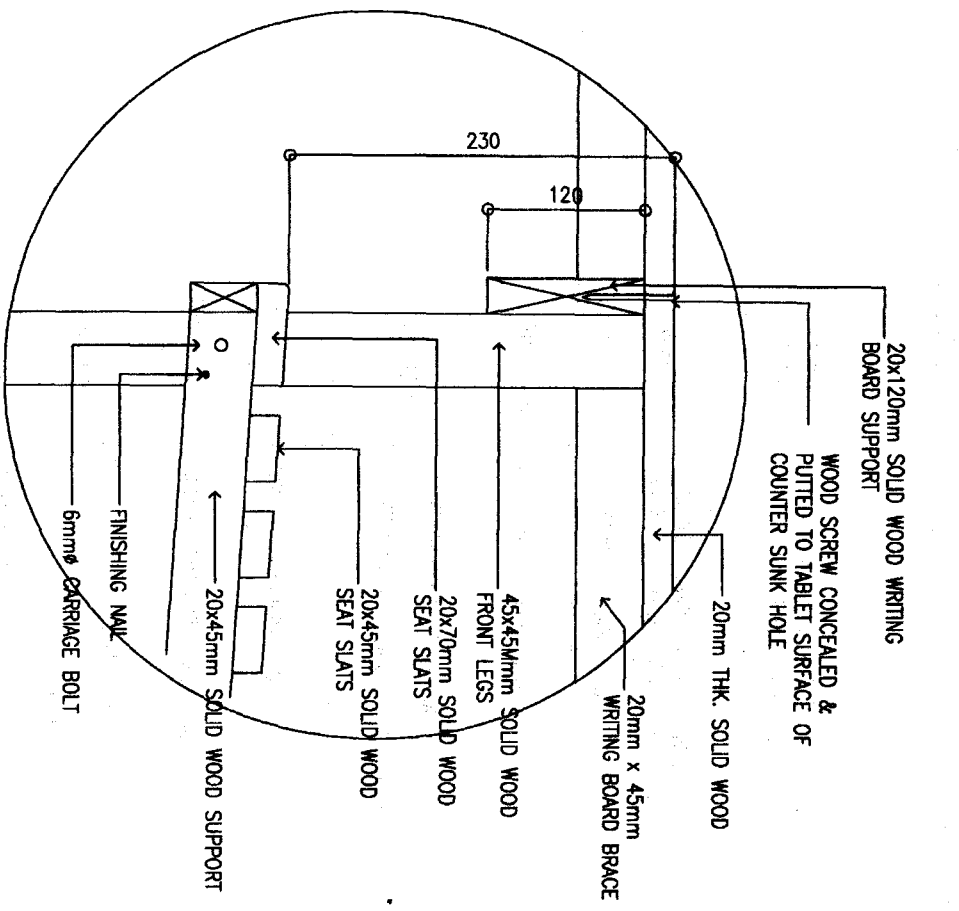
NOTE:
ALL SOLID WOOD MUST BE TREATED KILN DRIED OR
SUNDRIED (TANGULE, GEMELINA, RED LAUAN OR EQUIVALENT)



**TYPICAL DESIGN OF TABLET ARMCHAIR
 FOR ELEMENTARY GRADES I-IV
 (CY 2009 (ALL WOOD))**



WRITING BOARD PLAN
SCALE: 1:10M



DETAIL 2
SCALE: 1:5M

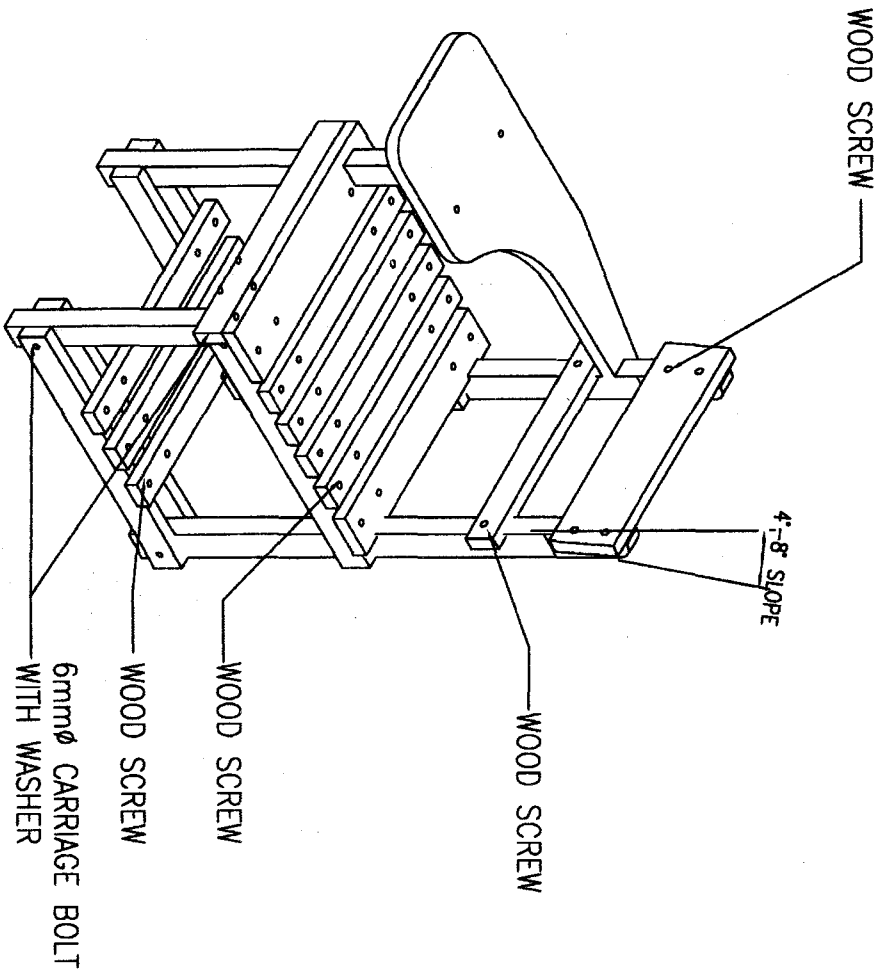
FIGURE TITLE:

SCALE:

1
3

**TYPICAL DESIGN OF TABLET ARMCHAIR
 FOR ELEMENTARY GRADES V-VI
 CY 2009 (ALL WOOD)**

ISOMETRIC VIEW
 SCALE: NTS



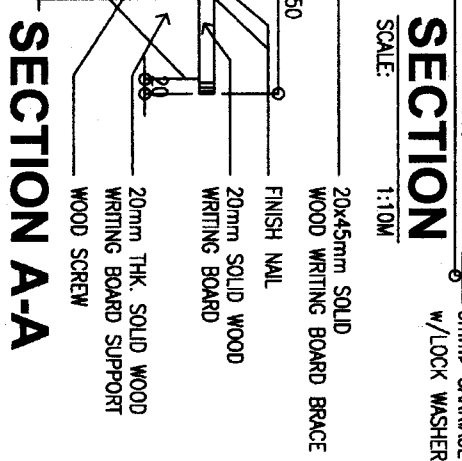
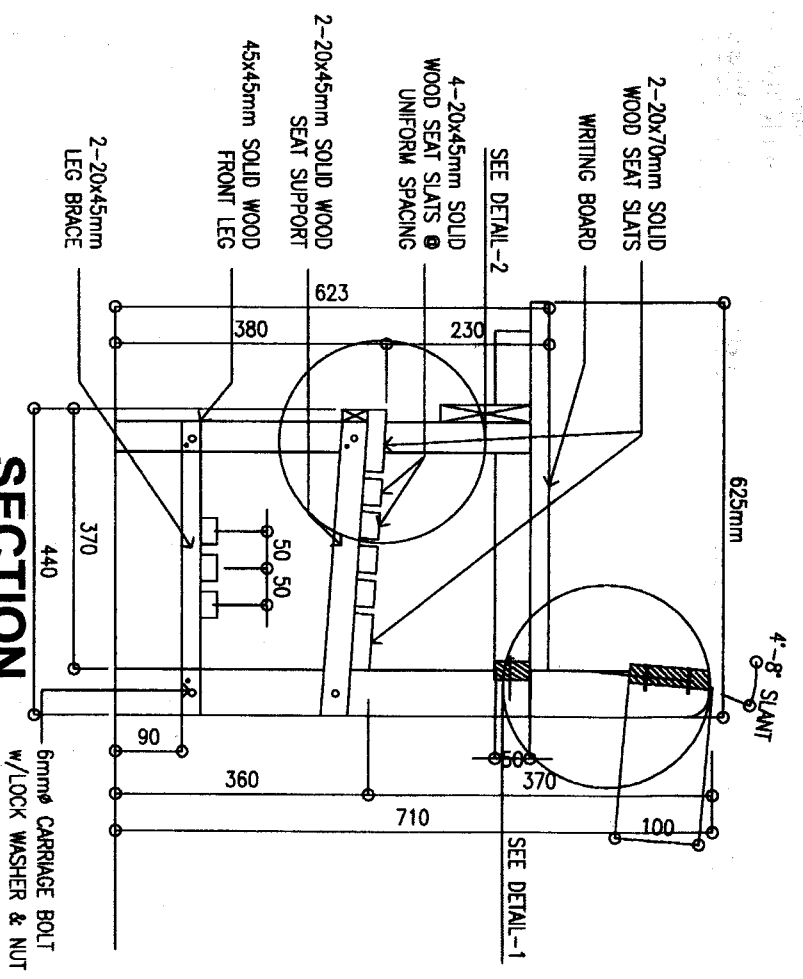
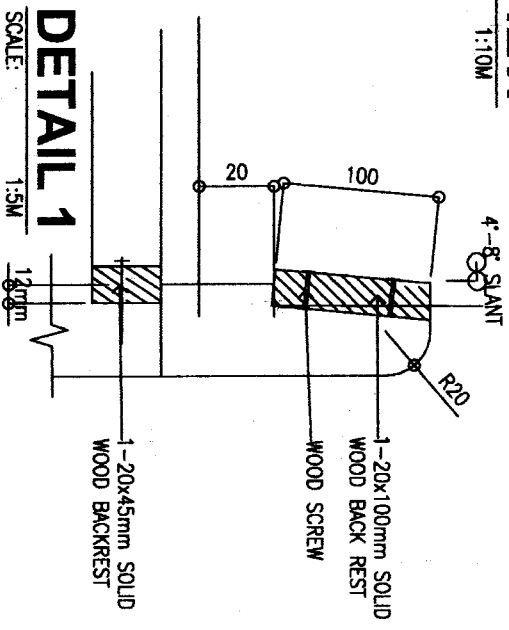
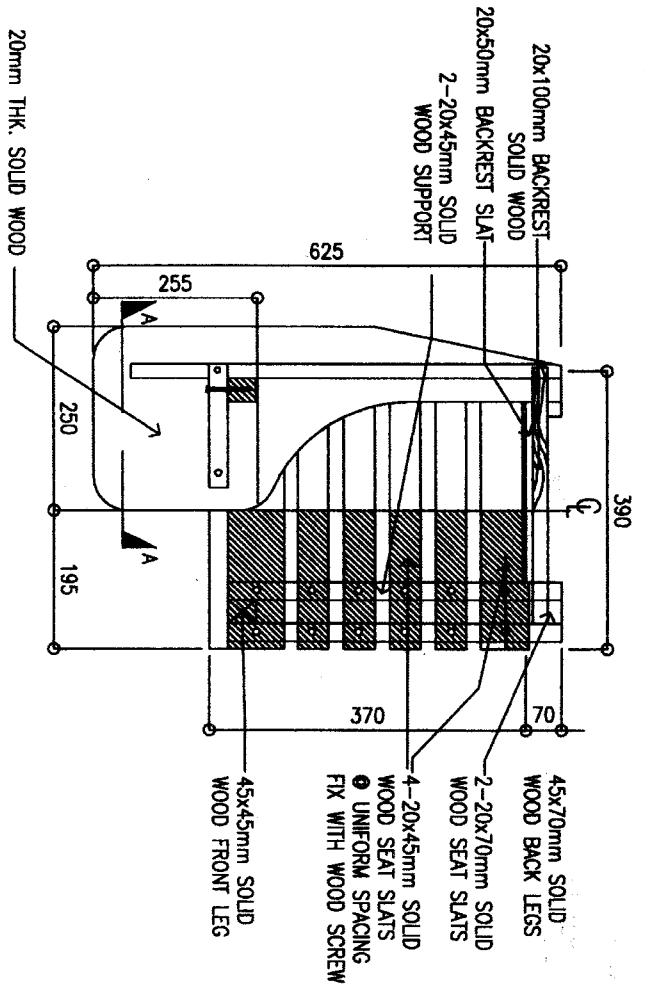
DIMENSIONS OF ELEMENTARY GRADES V-VI
CHAIR IN MILLIMETER

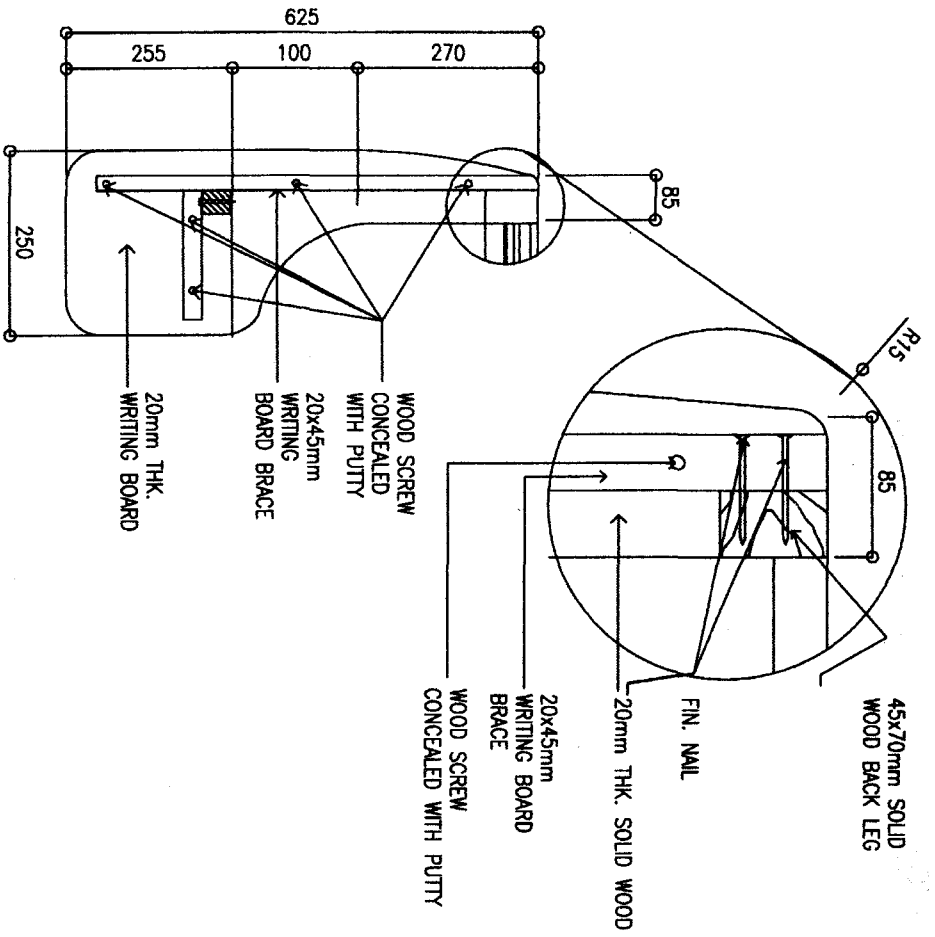
LEVEL	DIMENSIONS
A SEAT HEIGHT	380
B SEAT DEPTH	370
C SEAT WIDTH	390
D WRITING BOARD HT.	623
E BACKREST HT.	710
F WRITING BOARD WIDTH	250
G WRITING BOARD DEPTH	255
H WRITING BOARD LENGTH	625

TECHNICAL SPECIFICATIONS:

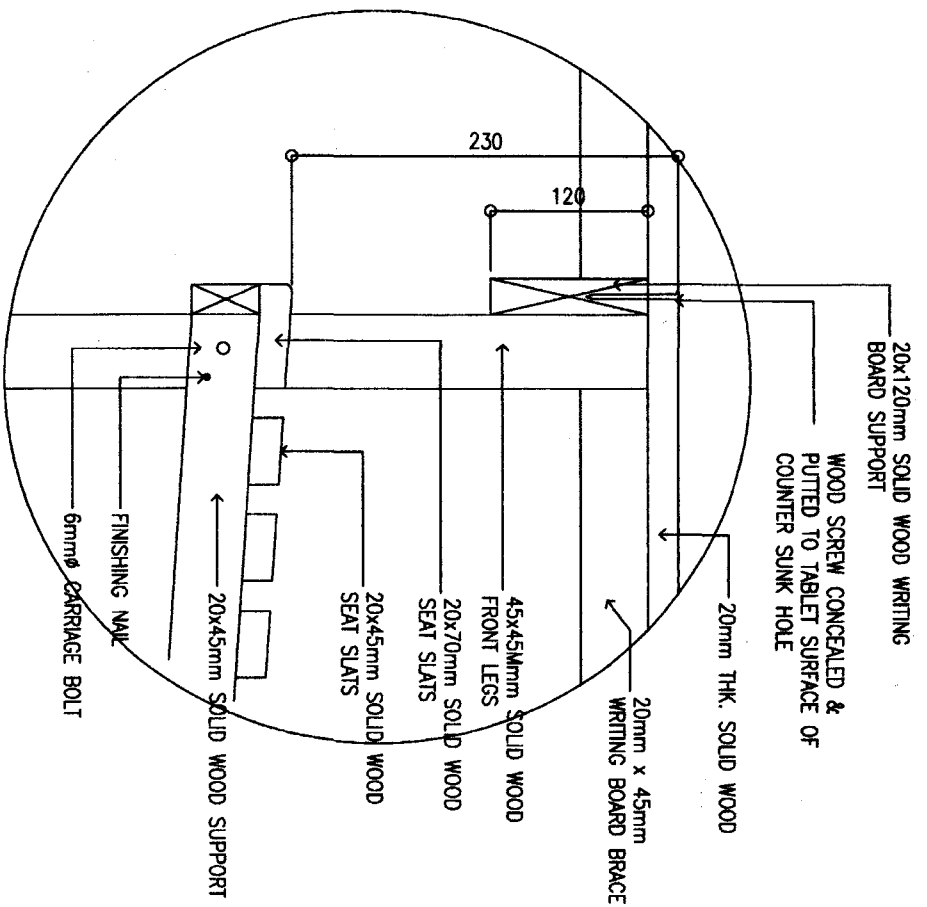
SEAT SLAT	4-20mmx45mm, SOLID WOOD 2-20mmx70mm, SOLID WOOD
FRONT LEG	FROM 45mmx45mm, SOLID WOOD
BACK LEG	FROM 45mmx70mm, TANGILE, SOLID WOOD
BACK REST	1-20mmx100mm, TANGILE, SOLID WOOD 1-20mmx50mm, SOLID WOOD
WRITING BOARD	20mm THK. SOLID WOOD
BOOK SHELF	3-20x45mm SOLID WOOD
FINISHES	WOOD - SMOOTH FINISH WITH AT LEAST 3 COATS VARNISH, MAPLE FINISH

NOTE:
 ALL SOLID WOOD MUST BE TREATED KILN DRIED OR
 SUNDRIED (TANGILE, GEMELINA, RED LAJAN OR EQUIVALENT)





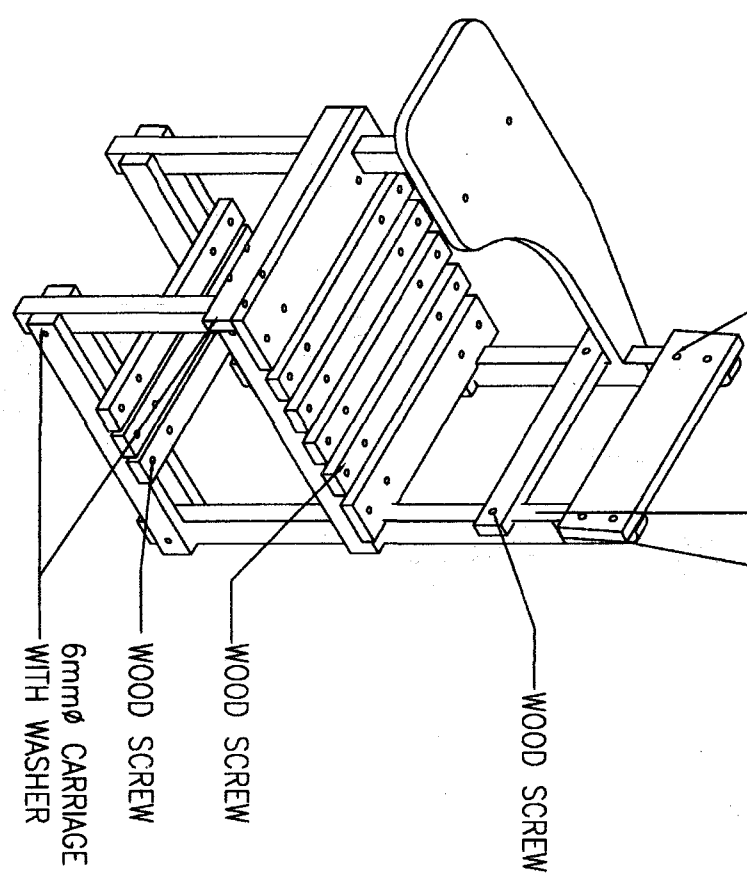
WRITING BOARD PLAN
SCALE: 1:10M



DETAIL 2
SCALE: 1:5M

WOOD SCREW

4-8° SLOPE



ISOMETRIC VIEW
SCALE: NTS

DIMENSIONS OF SECONDARY CHAIR IN MILLIMETER

LEVEL	DIMENSIONS
A SEAT HEIGHT	400
B SEAT DEPTH	400
C SEAT WIDTH	430
D WRITING BOARD HT.	640
E BACKREST HT.	800
F WRITING BOARD WIDTH	250
G WRITING BOARD DEPTH	255
H WRITING BOARD LENGTH	625

TECHNICAL SPECIFICATIONS:

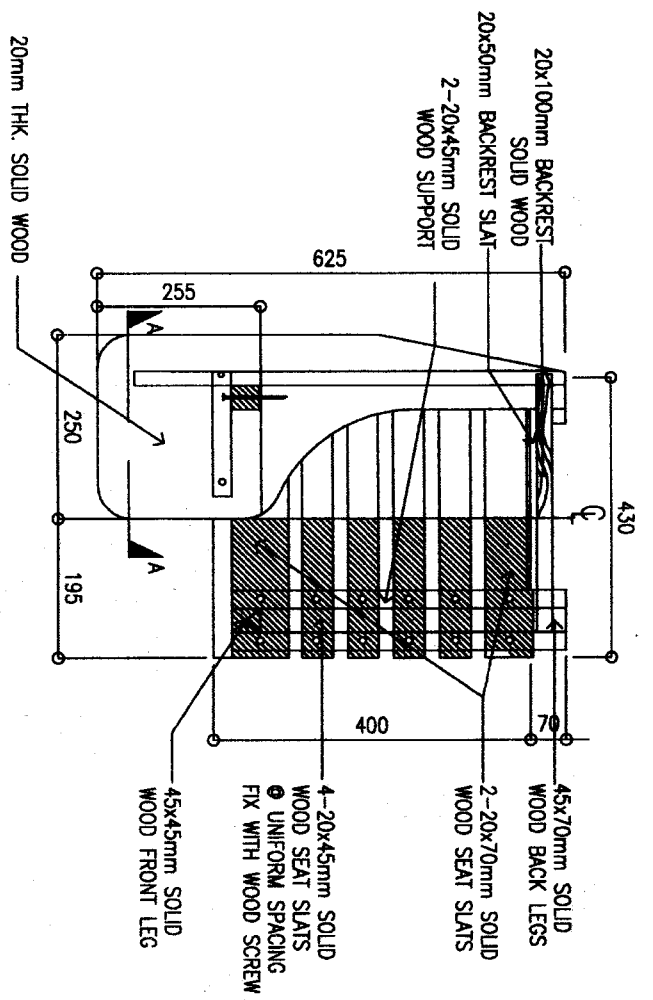
SEAT SLAT	4-20mmx45mm, SOLID WOOD 2-20mmx70mm, SOLID WOOD
FRONT LEG	FROM 45mmx45mm, SOLID WOOD
BACK LEG	FROM 45mmx70mm, SOLID WOOD
BACK REST	1-20mmx100mm, SOLID WOOD 1-20mmx50mm, SOLID WOOD
WRITING BOARD	20mm THK. SOLID WOOD
BOOK SHELF	3-20x45mm SOLID WOOD
FINISHES	WOOD - SMOOTH FINISH WITH AT LEAST 3 COATS VARNISH, MAPLE FINISH

NOTE:
ALL SOLID WOOD MUST BE TREATED KILN DRIED OR SUNDRIED (TANGUILE, GEMELINA, RED LAUAN OR EQUIVALENT)

PROJECT TITLE:

**TYPICAL DESIGN OF TABLET ARMCHAIR
 FOR SECONDARY
 CY 2009 (ALL WOOD)**

SHEET NO.



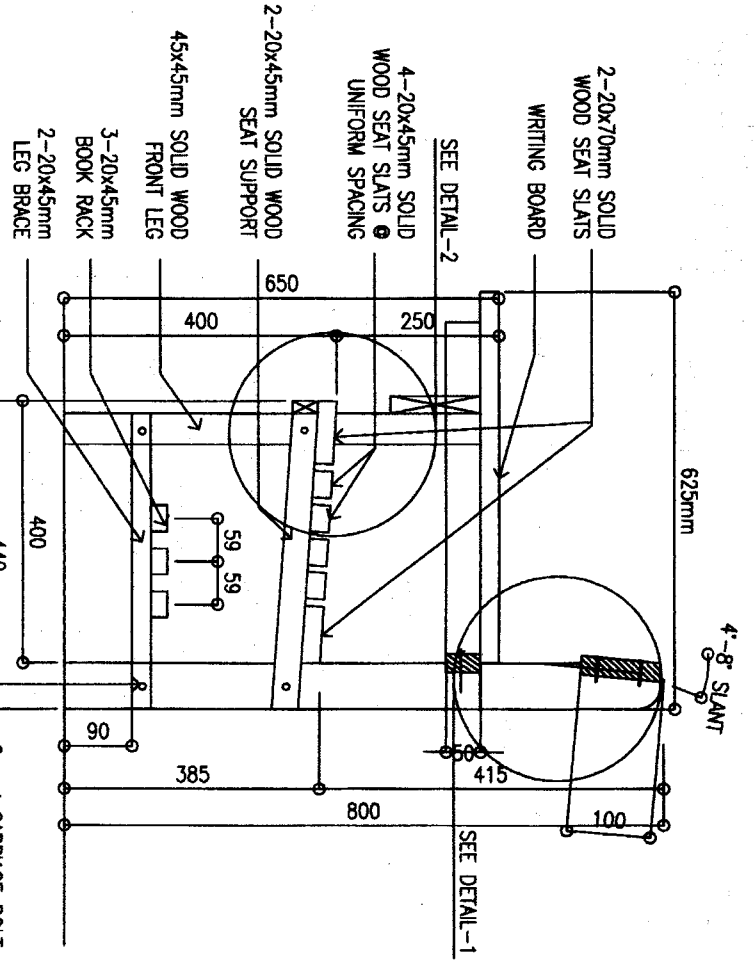
TOP VIEW

SCALE: 1:10M



DETAIL 1

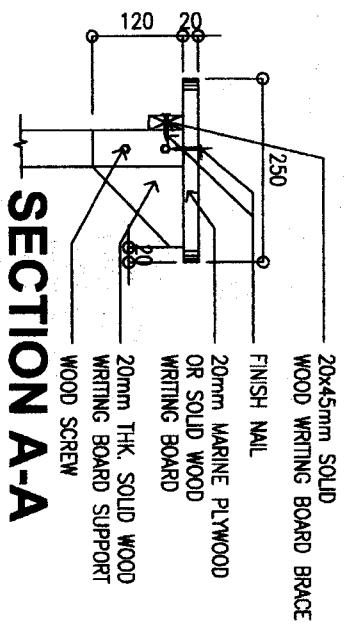
SCALE: 1:5M



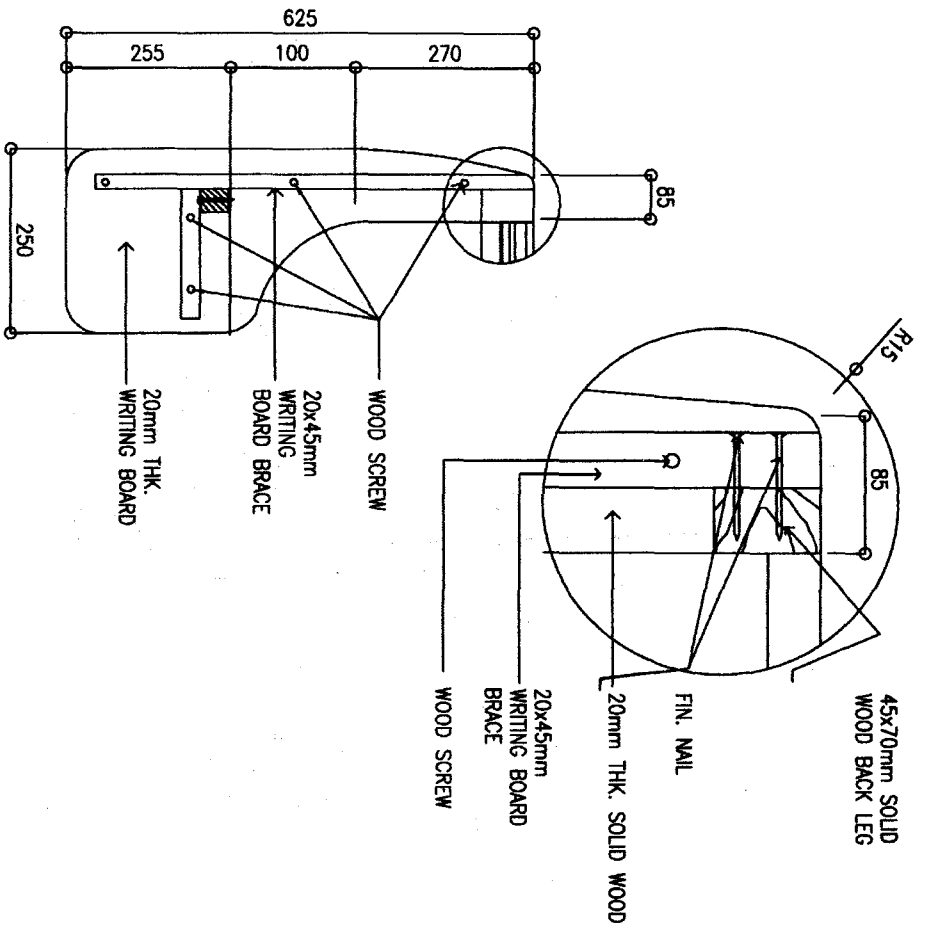
SECTION

SCALE: 1:10M

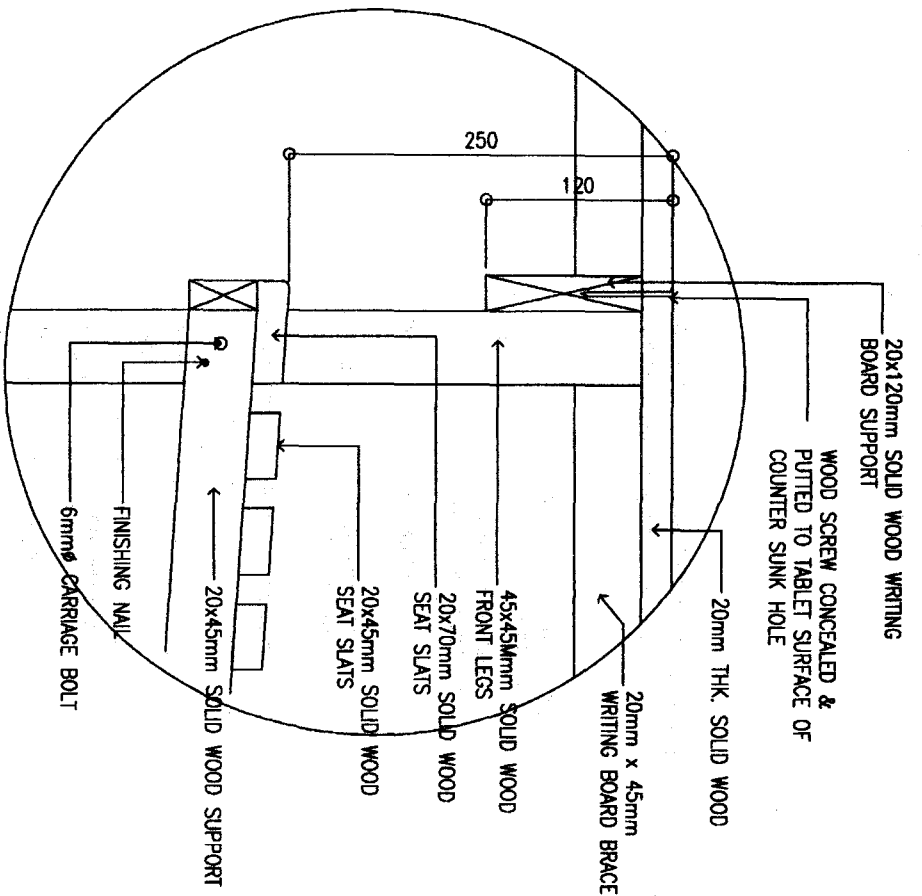
SECTION A-A



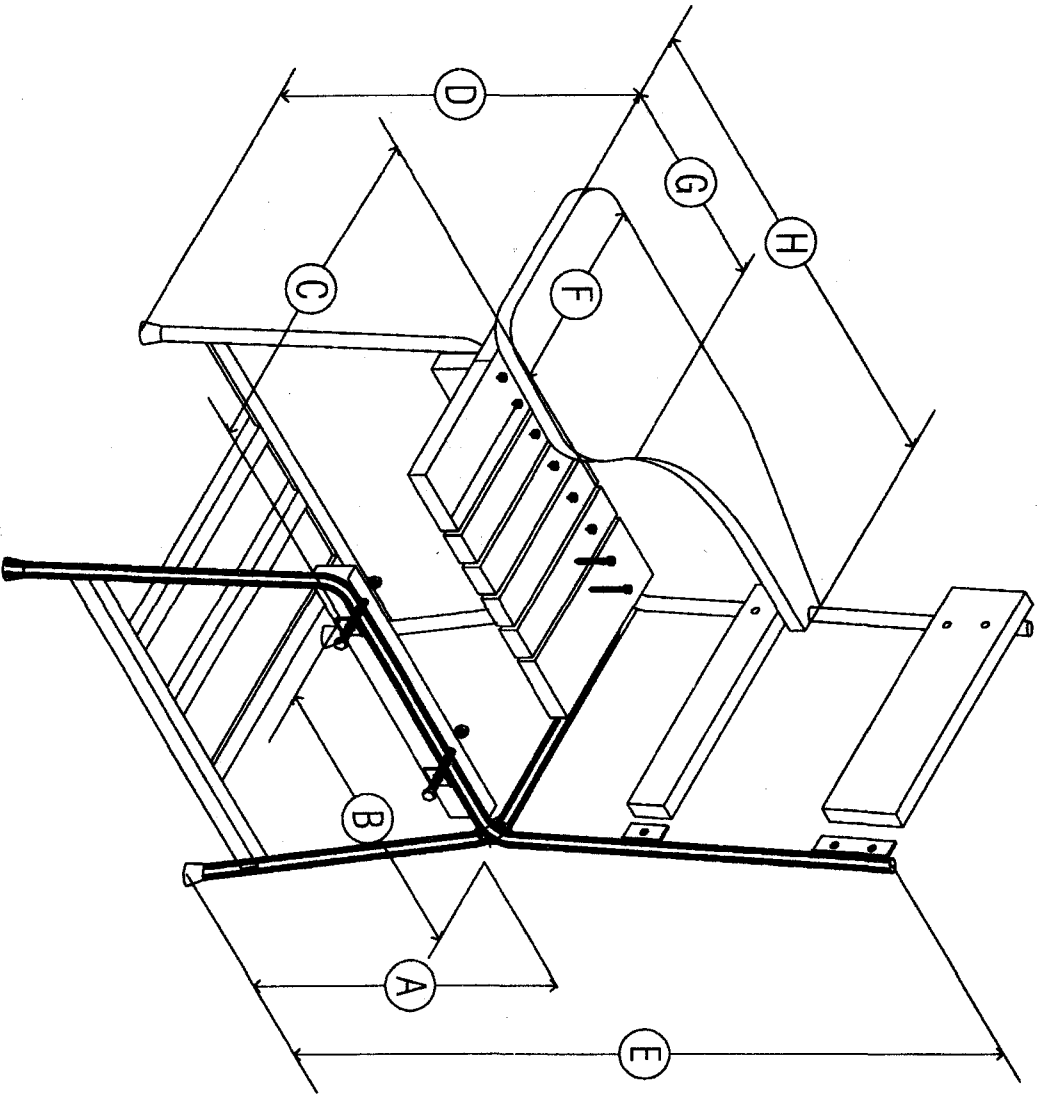
SECTION A-A



WRITING BOARD PLAN
SCALE: 1:10M



DETAIL 2
SCALE: 1:5M



DIMENSIONS OF SECONDARY ARMCHAIR IN MILLIMETER

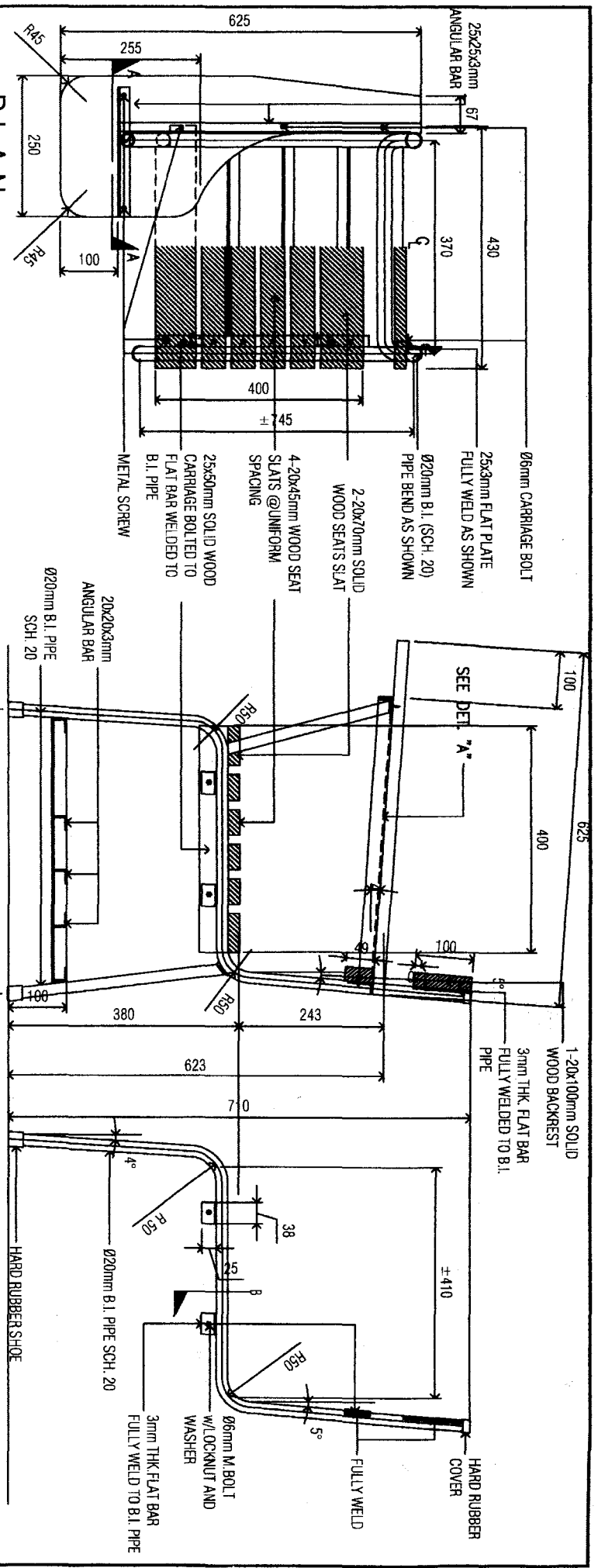
LEVEL	DIMENSIONS
A SEAT HEIGHT	400
B SEAT DEPTH	400
C SEAT WIDTH	430
D WRITING BOARD HT.	640
E BACKREST HT.	800
F WRITING BOARD WIDTH	250
G WRITING BOARD DEPTH	255
H WRITING BOARD LENGTH	625

TECHNICAL SPECIFICATIONS:

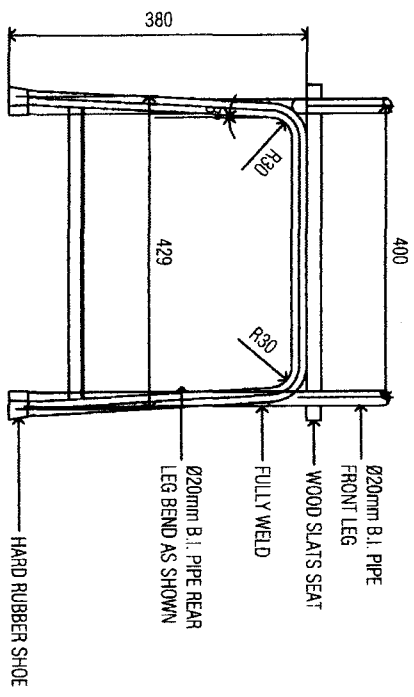
SEAT SLOT	4-20mmx45mm, TANGULE 2-20mmx70mm, TANGULE
FRONT LEG/ BACK LEG	20mm Ø B.1 PIPE (SCH. 20)
WRITING BOARD	20mm THK. SOLID WOOD
BACK REST	1-20x100mm TANGULE 1-20x50mm TANGULE
JOINTS	FULLY WELDED
FINISHES	STEEL - 2 COATS BLACK ENAMEL FOR FRAME WITH 1 COAT PRIMER WOOD - SMOOTH FINISH WITH AT LEAST 3 COATS VARNISH, MAPLE FINISH

NOTE:

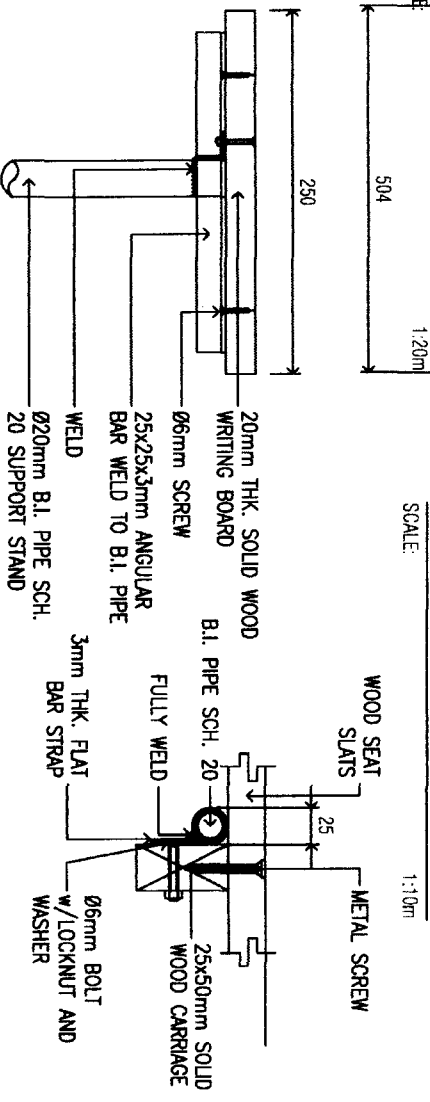
ALL SOLID WOOD MUST BE TREATED KILN DRIED OR
SUNDRIED (TANGULE, GEMELINA, RED LAUAN OR EQUIVALENT)



PLAN
SCALE: 1:20m



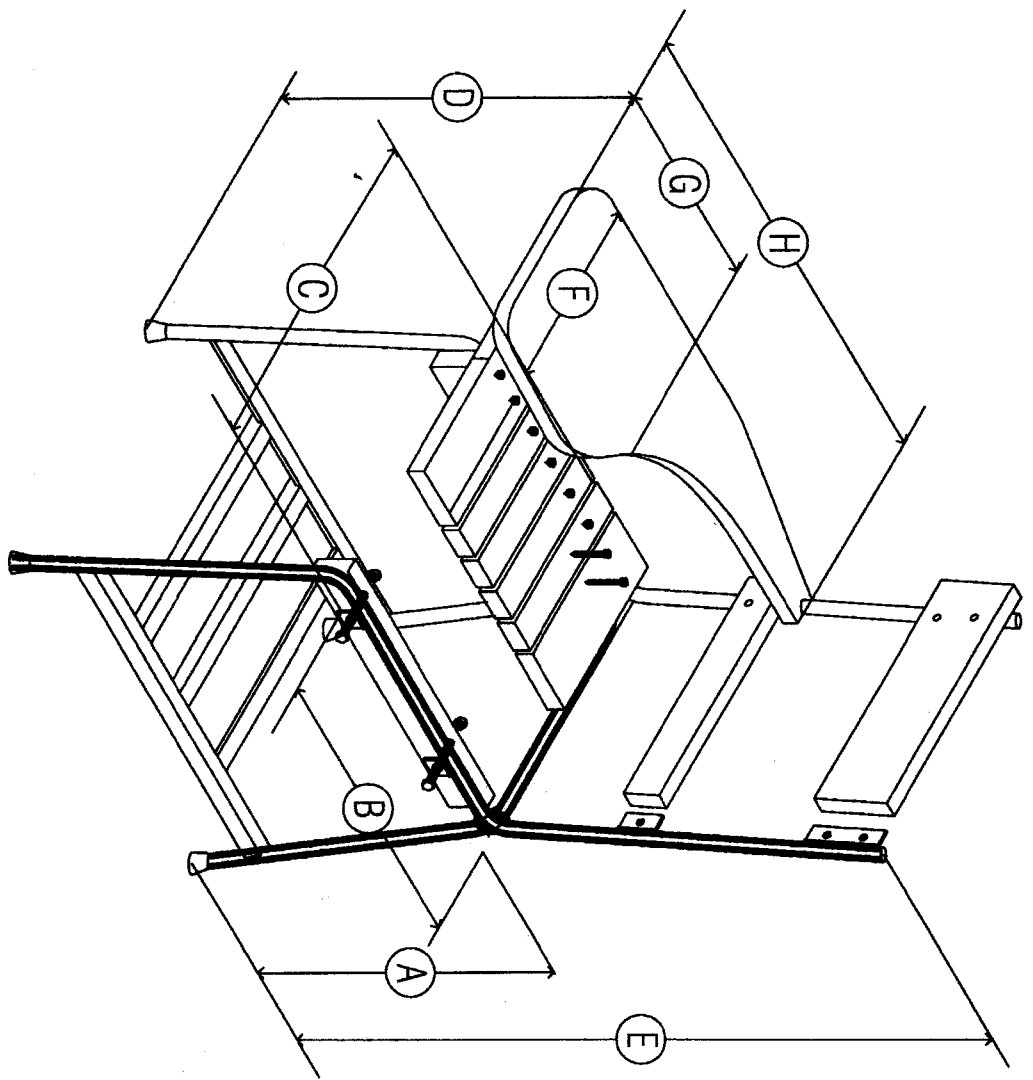
RIGHT SIDE ELEVATION
SCALE: 1:20m



TYPICAL DESIGN OF TABLET ARMCHAIR
FOR SECONDARY
CY 2008 (STEEL AND WOOD COMBINATION)

**DIMENSIONS OF GRADE I-IV
ARMCHAIR IN MILLIMETER**

LEVEL	DIMENSIONS
A	SEAT HEIGHT 355
B	SEAT DEPTH 370
C	SEAT WIDTH 390
D	WRITING BOARD HT. 582
E	BACKREST HT. 645
F	WRITING BOARD WIDTH 250
G	WRITING BOARD DEPTH 255
H	WRITING BOARD LENGTH 625

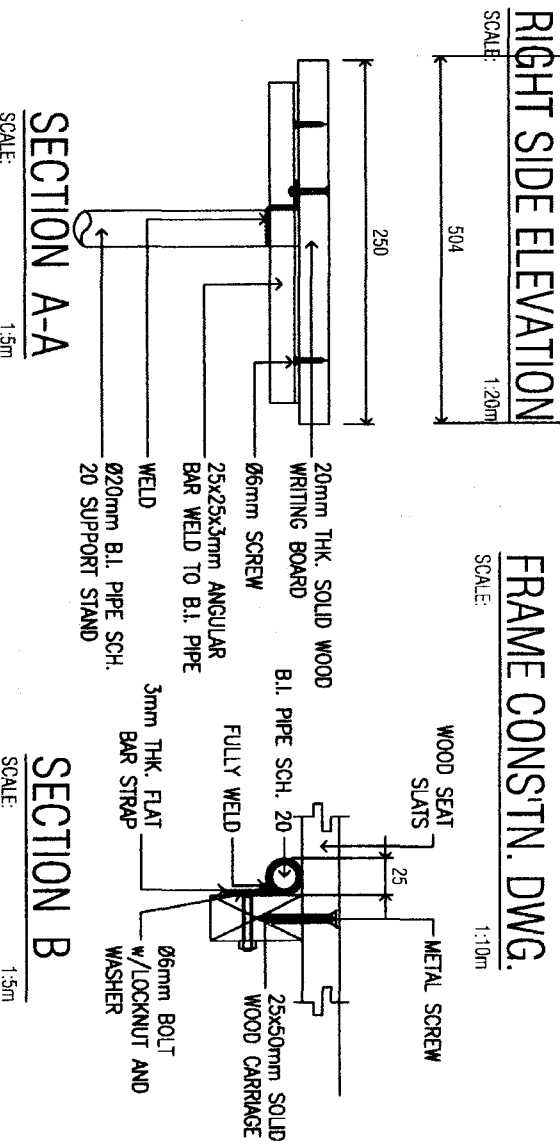
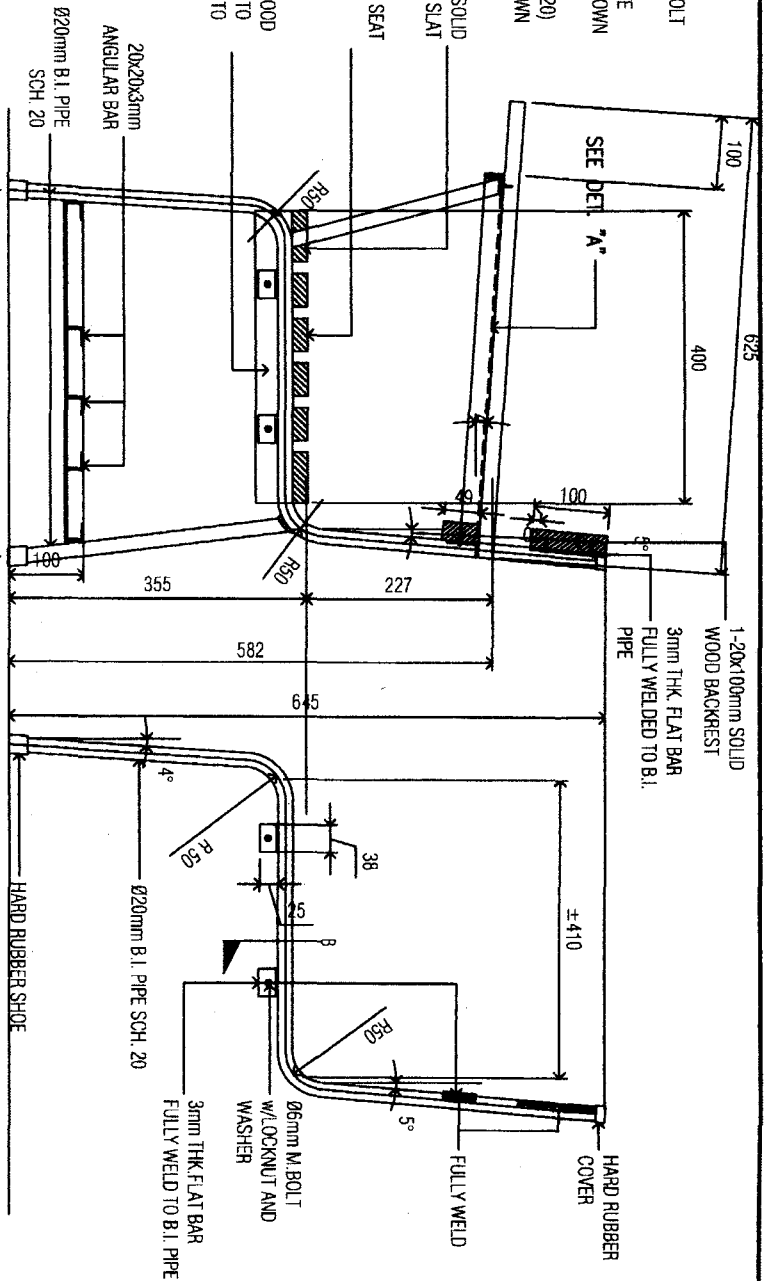
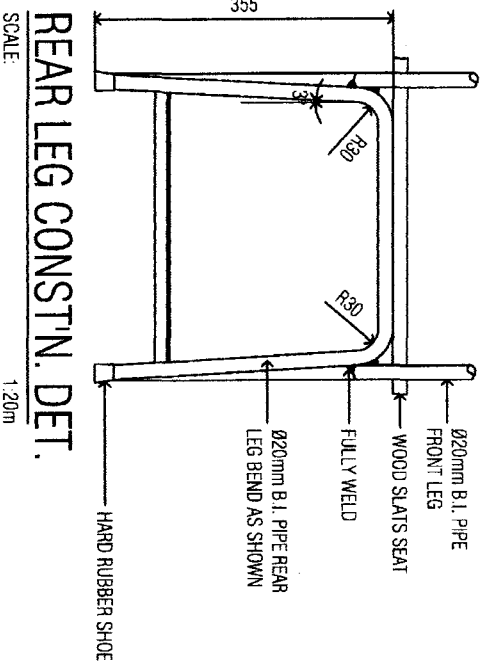
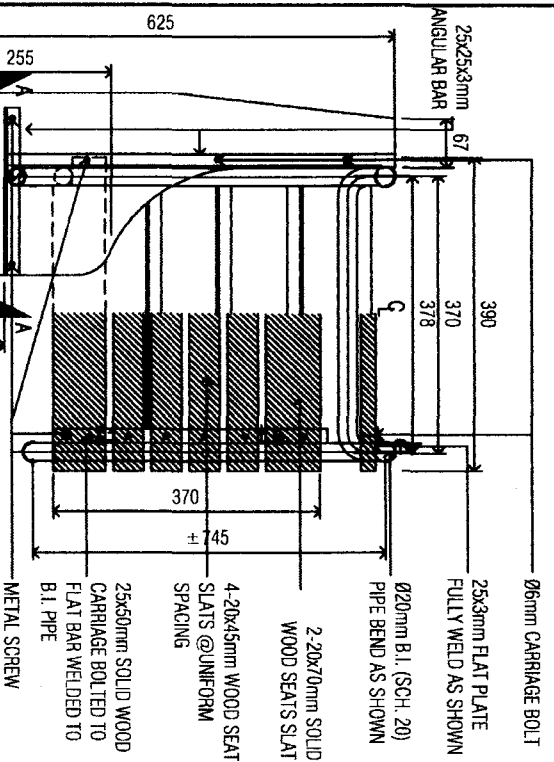


TECHNICAL SPECIFICATIONS:

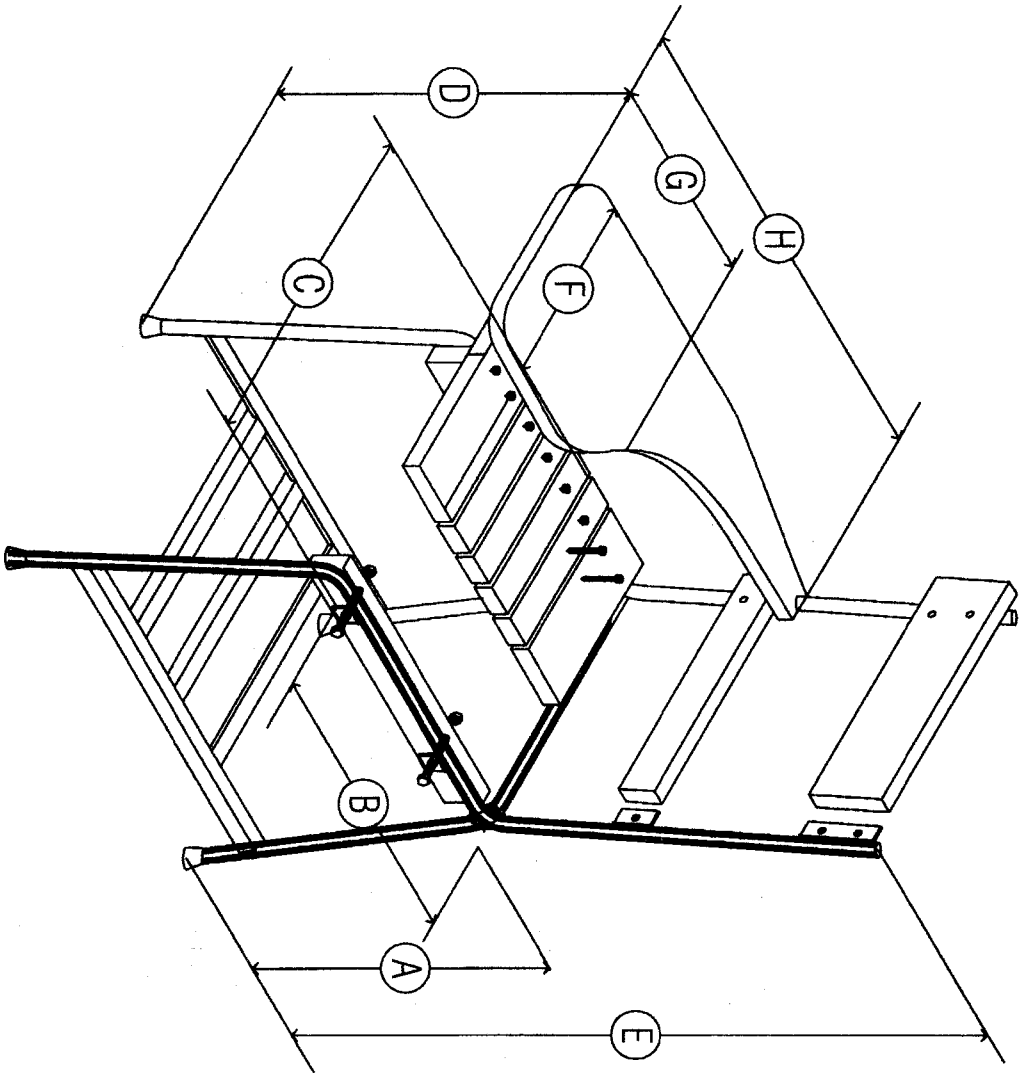
SEAT SLOT	4-20mmx45mm, TANGKUL
FRONT LEG/ BACK LEG	20mmØ B.I. PIPE (SCH. 20)
WRITING BOARD	20mm THK. SOLID WOOD
BACK REST	1-20x100mm TANGKUL 1-20x50mm TANGKUL
JOINTS	FULLY WELDED
FINISHES	STEEL - 2 COATS BLACK ENAMEL FOR FRAME WITH 1 COAT PRIMER WOOD - SMOOTH FINISH WITH AT LEAST 3 COATS VARNISH, MAPLE FINISH

NOTE:

ALL SOLID WOOD MUST BE TREATED KILN DRIED OR
SUNDRIED (TANGKUL: GEMELINA, RED LAUAN OR EQUIVALENT)



TYPICAL DESIGN OF TABLET ARMCHAIR FOR GRADE I-IV CY 2008 (STEEL AND WOOD COMBINATION)



DIMENSIONS OF GRADE V-VI
ARMCHAIR IN MILLIMETER

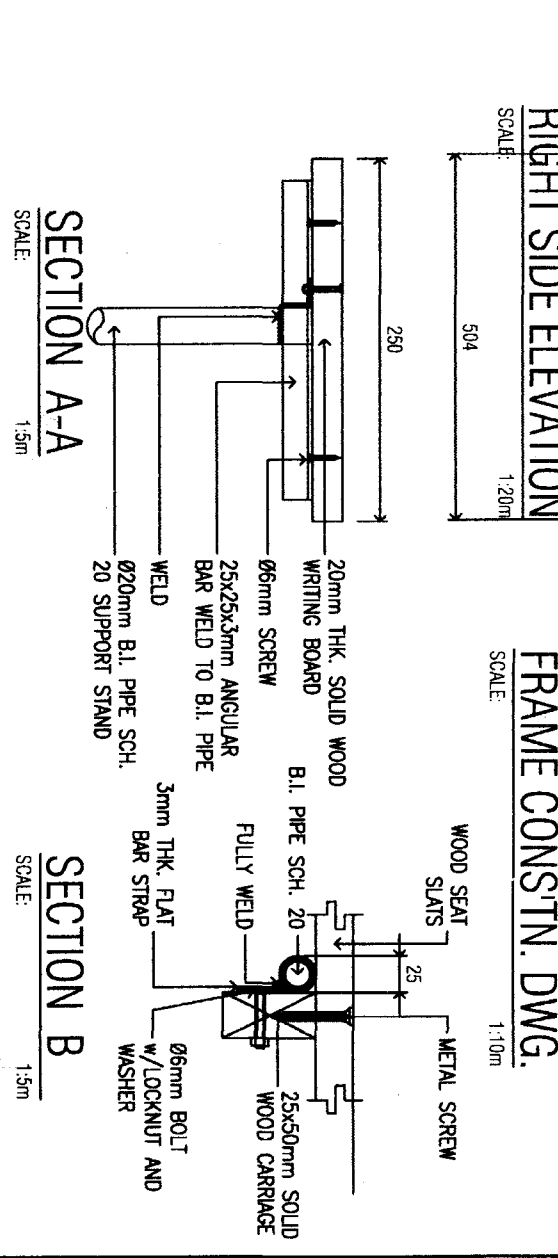
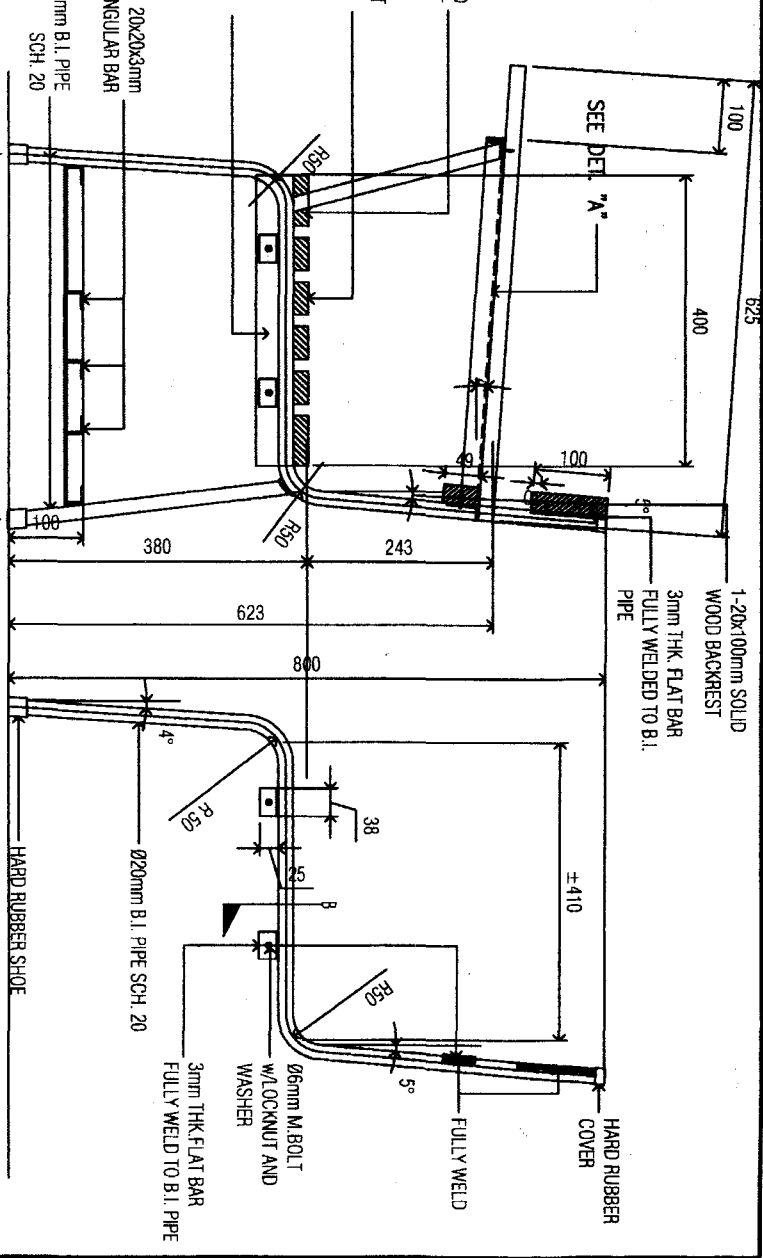
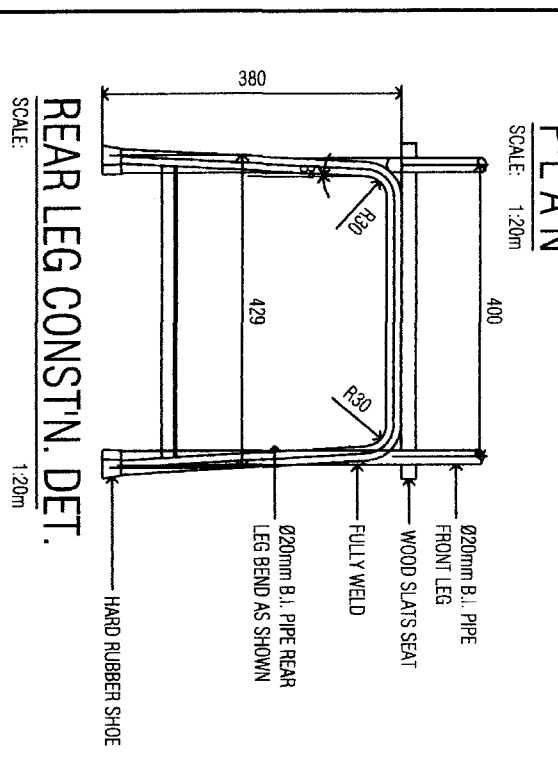
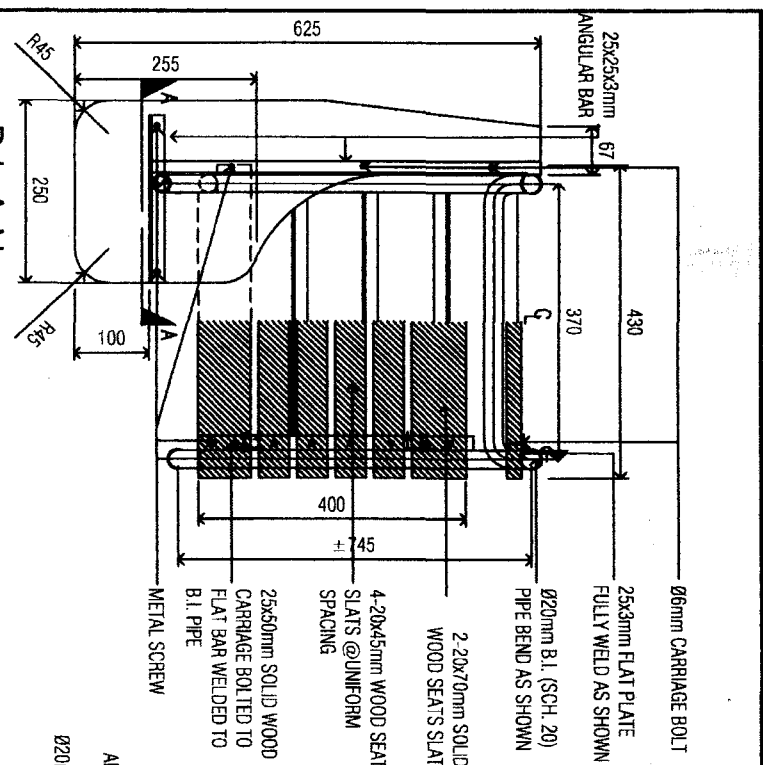
LEVEL	DIMENSIONS
A	SEAT HEIGHT 380
B	SEAT DEPTH 370
C	SEAT WIDTH 390
D	WRITING BOARD HT. 623
E	BACKREST HT. 710
F	WRITING BOARD WIDTH 250
G	WRITING BOARD DEPTH 255
H	WRITING BOARD LENGTH 625

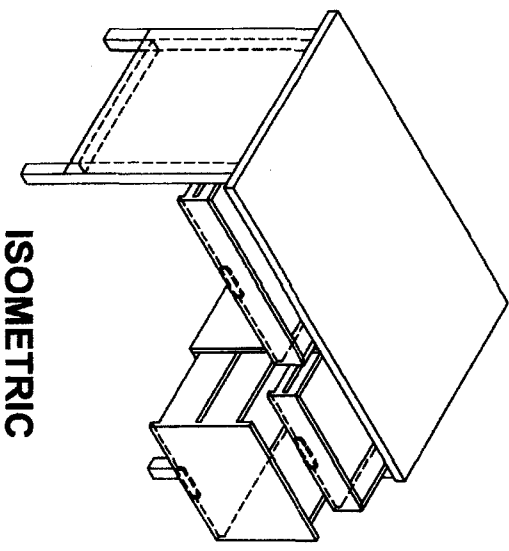
TECHNICAL SPECIFICATIONS:

SEAT SLOT	4-20mmx45mm, TANGKUL
FRONT LEG/ BACK LEG	2-20mmx70mm, TANGKUL
WRITING BOARD	20mm THK. SOLID WOOD
BACK REST	1-20x100mm TANGKUL 1-20x50mm TANGKUL
JOINTS	FULLY WELDED
FINISHES	STEEL - 2 COATS BLACK ENAMEL FOR FRAME WITH 1 COAT PRIMER WOOD - SMOOTH FINISH WITH AT LEAST 3 COATS VARNISH, MAPLE FINISH

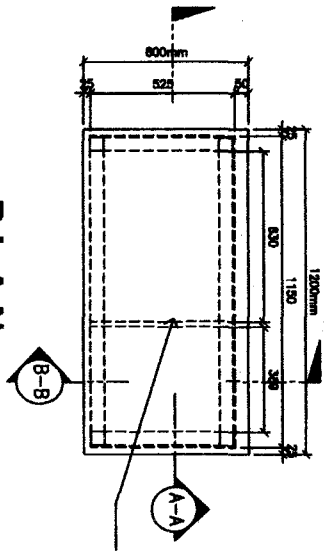
NOTE:

ALL SOLID WOOD MUST BE TREATED KILN DRIED OR
SUNDRIED (TANGKUL, GEMELINA, RED LAJAN OR EQUIVALENT)



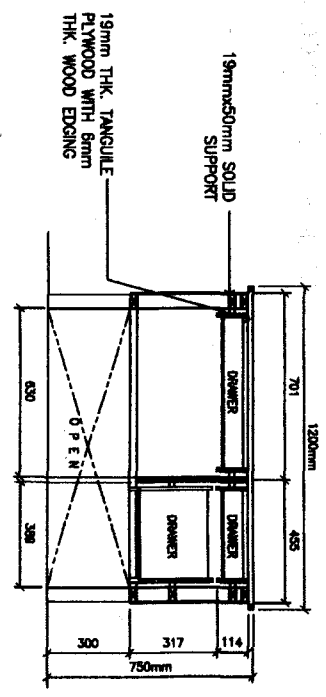


ISOMETRIC



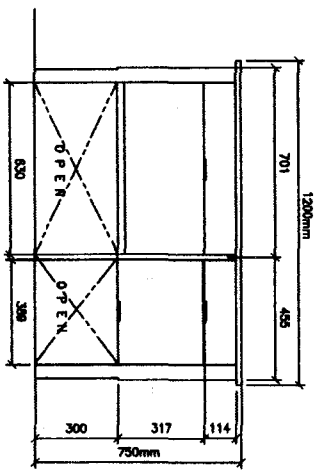
PLAN

SCALE: 1:20M



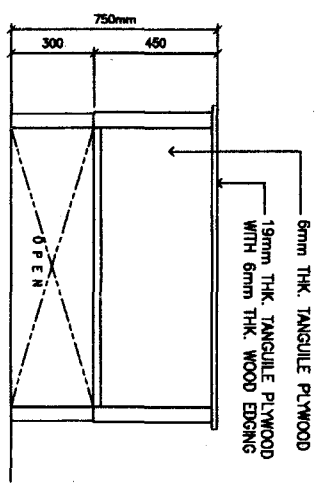
SECTION A-A

SCALE: 1:20M



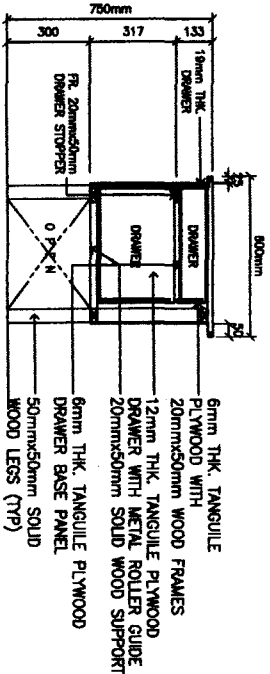
FRONT ELEVATION

SCALE: 1:20M



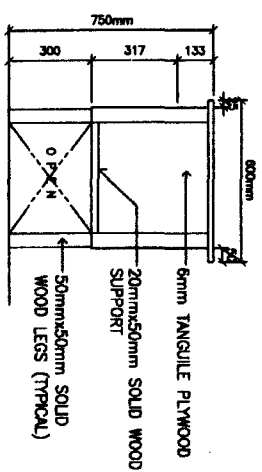
REAR ELEVATION

SCALE: 1:20M



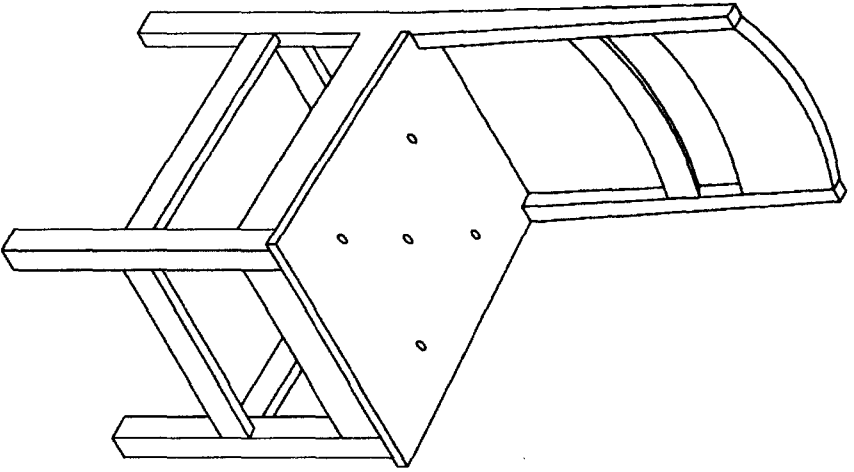
SECTION B-B

SCALE: 1:20M

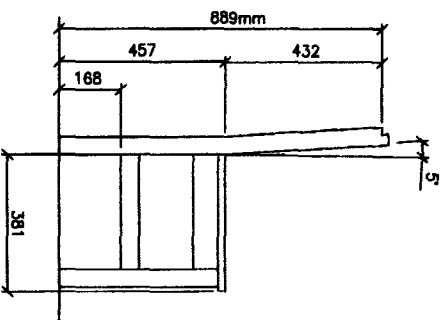
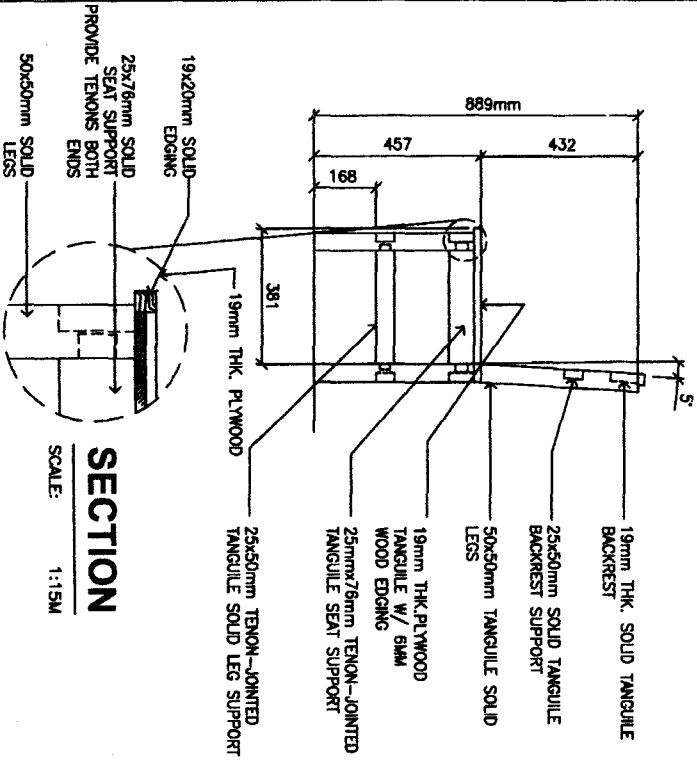
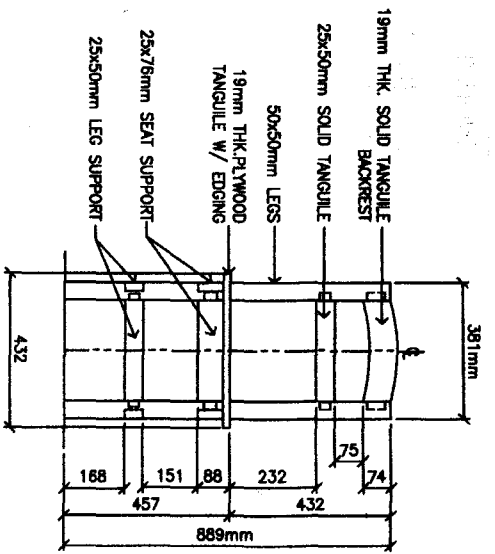
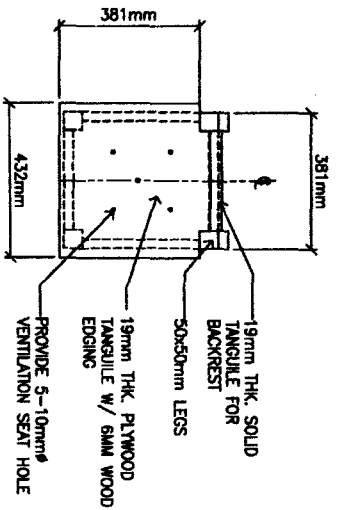


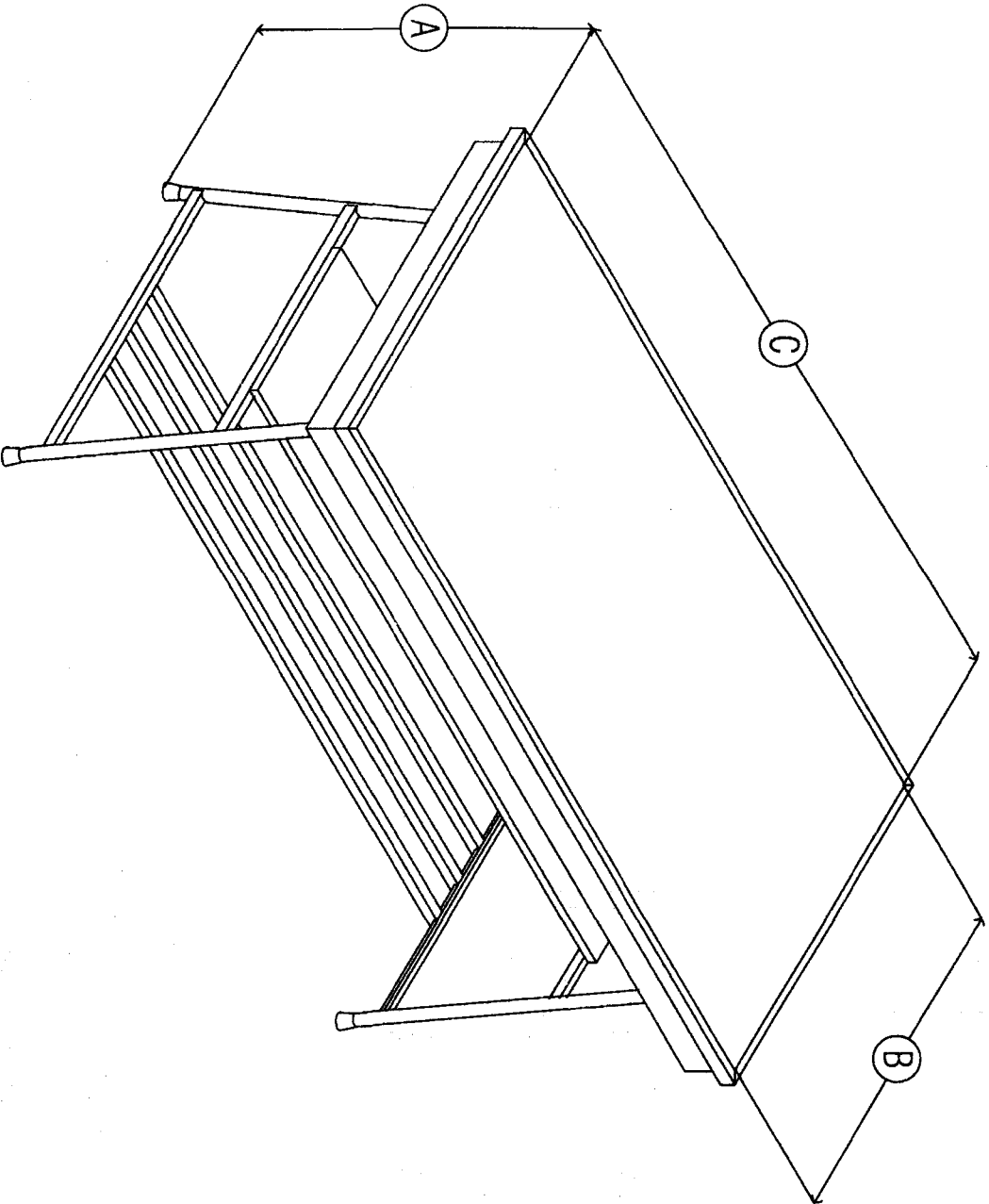
SIDE ELEVATION

SCALE: 1:20M



ISOMETRIC



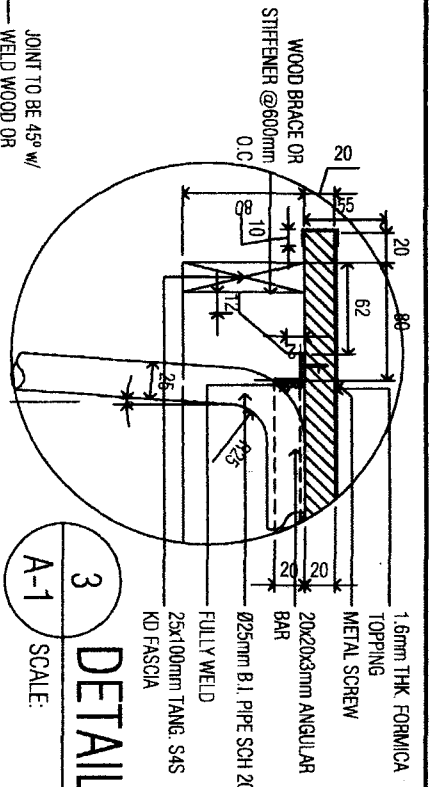


DIMENSIONS OF SCIENCE LABORATORY TABLE IN MILLIMETER

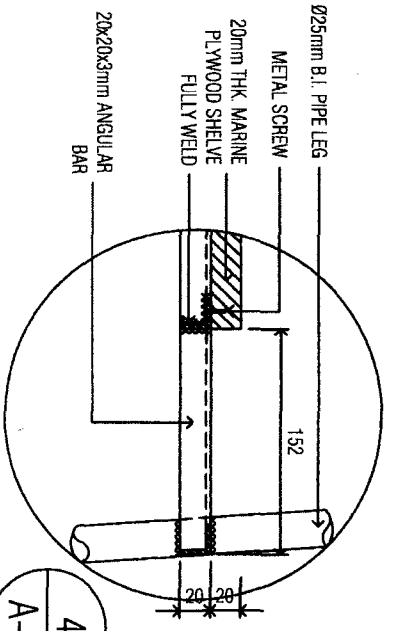
LEVEL	DIMENSIONS
A TABLE HEIGHT	900
B TABLE DEPTH	800
C TABLE WIDTH	1800

TECHNICAL SPECIFICATIONS:

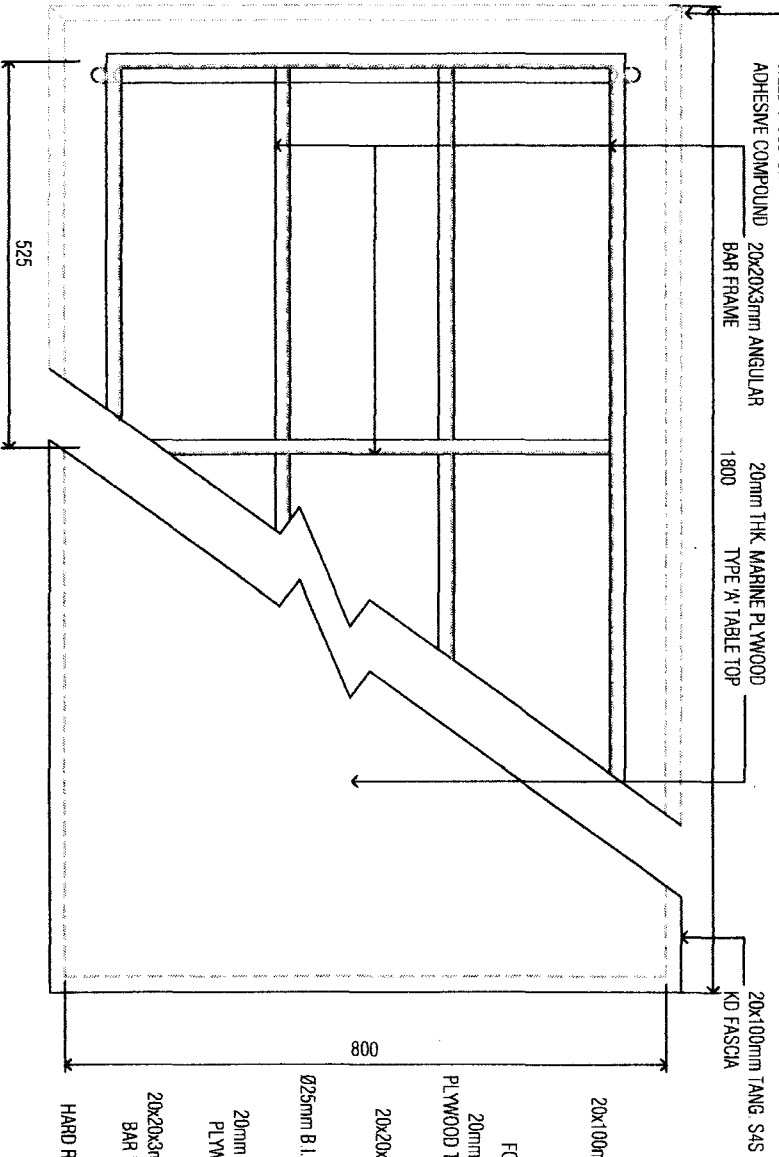
TOP TABLE	20mm THICK MARINE PLYWOOD w/4.5mm THK FORMICA
FASCIA	20x100mm SOLID WOOD JOINT 45° WITH WELD WOOD OR APPROVED ADHESIVE COMPOUND
FRONT LEG/ BACK LEG	25mmØ B.I. PIPE (SCH. 20)
SHELVE	20mm THK. MARINE PLYWOOD
FRAMING	20x20mm ANGULAR PLATE
JOINTS	FULLY WELDED
FINISHES	STEEL - 2 COATS BLACK EPOXY OR ANTI-ACID PAINT FOR FRAME WITH 1 COAT PRIMER WOOD - 1.4mm FORMICA OR SMOOTH FINISH



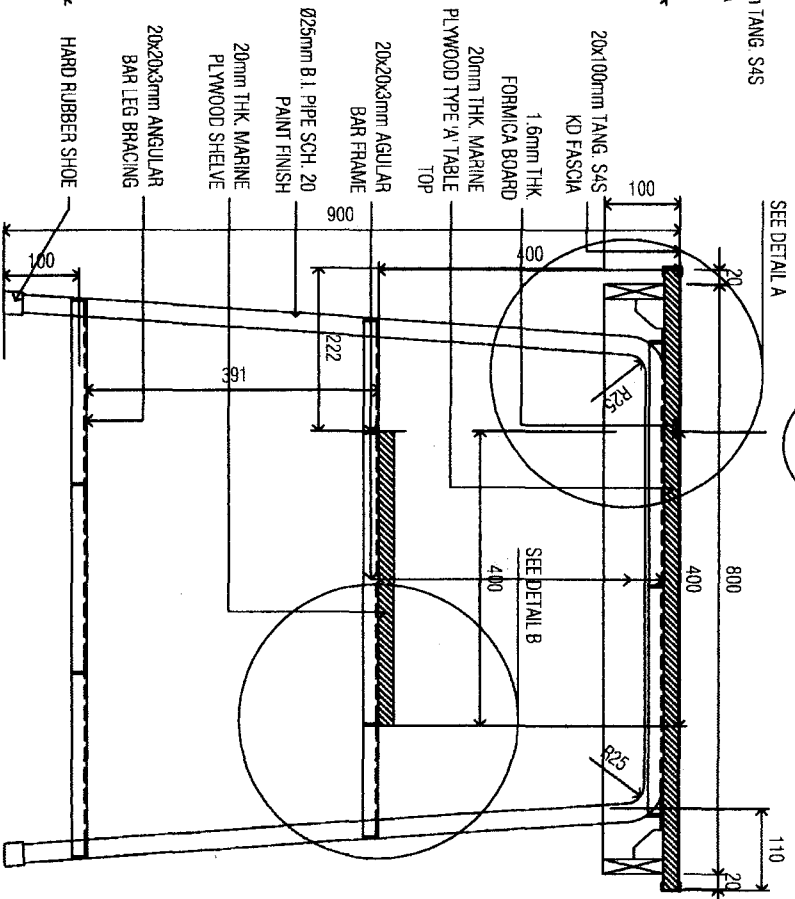
3 **DETAIL A**
SCALE: 1:5m



4 **DETAIL B**
SCALE: 1:5m



1 **TOP VIEW**
SCALE: 1:10m

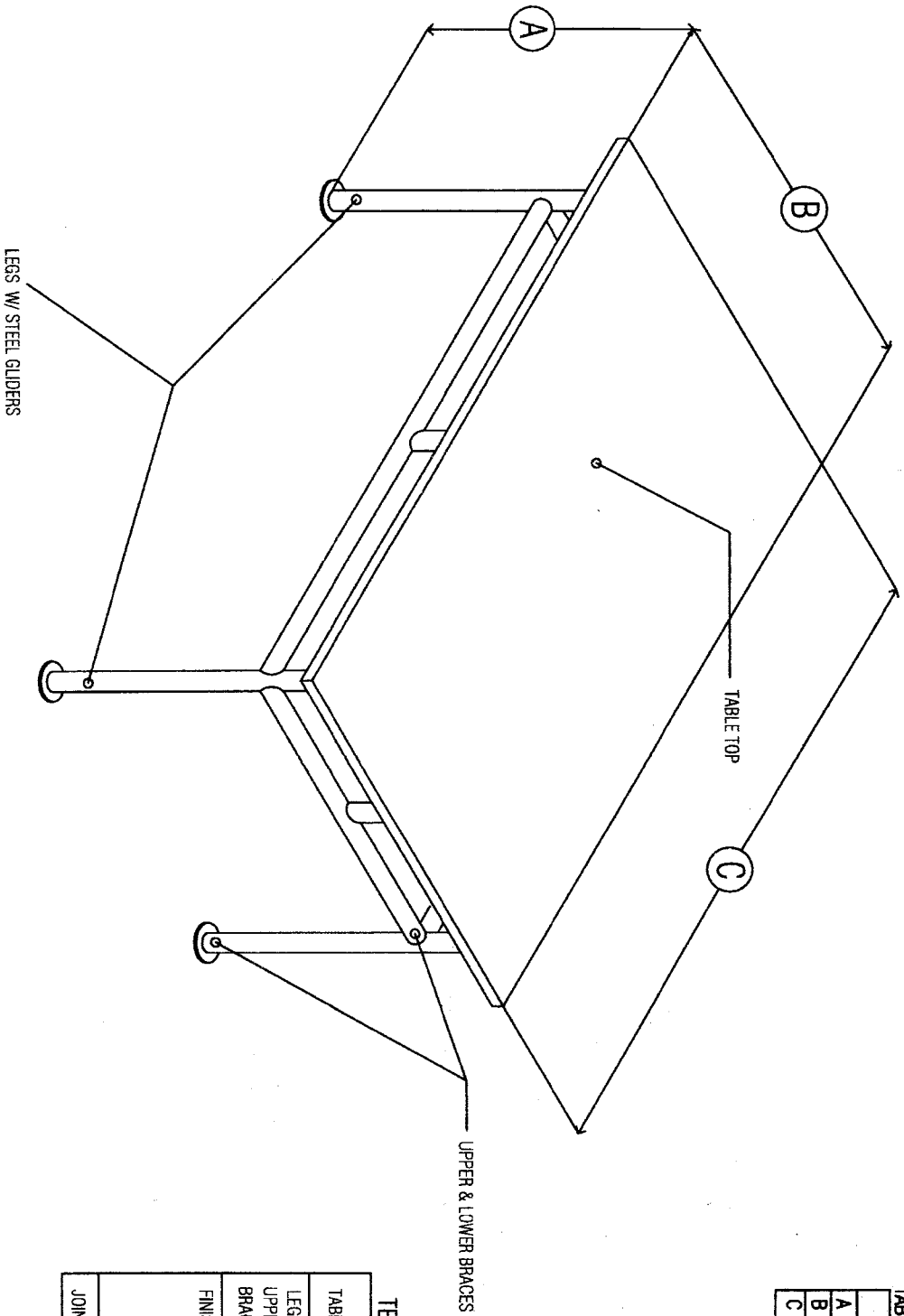


2 **SIDE VIEW**
SCALE: 1:10m

TYPICAL DESIGN OF SCIENCE LABORATORY TABLE
CY 2008 (STEEL AND WOOD COMBINATION)

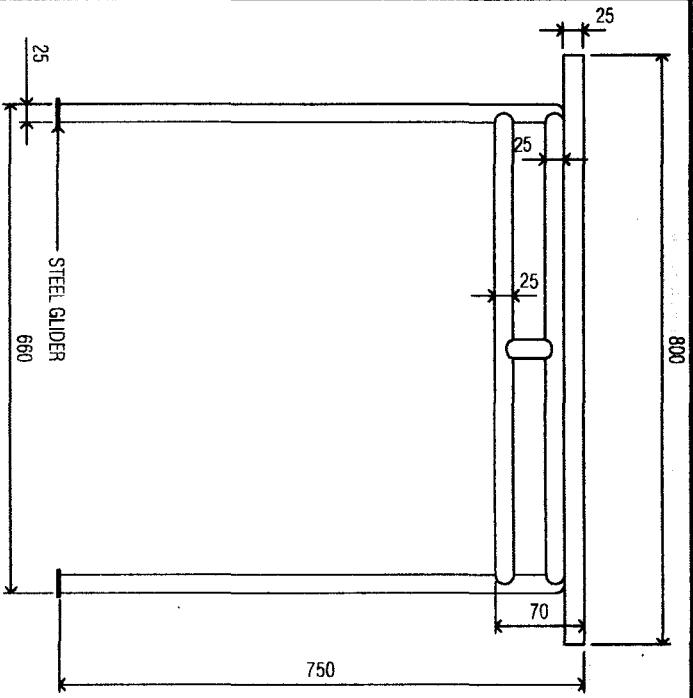
**DIMENSIONS OF LIBRARY
TABLE IN MILLIMETER**

LEVEL	ELEMENTARY	SECONDARY
A TABLE HEIGHT	700	750
B TABLE WIDTH	800	800
C TABLE LENGTH	1500	1500

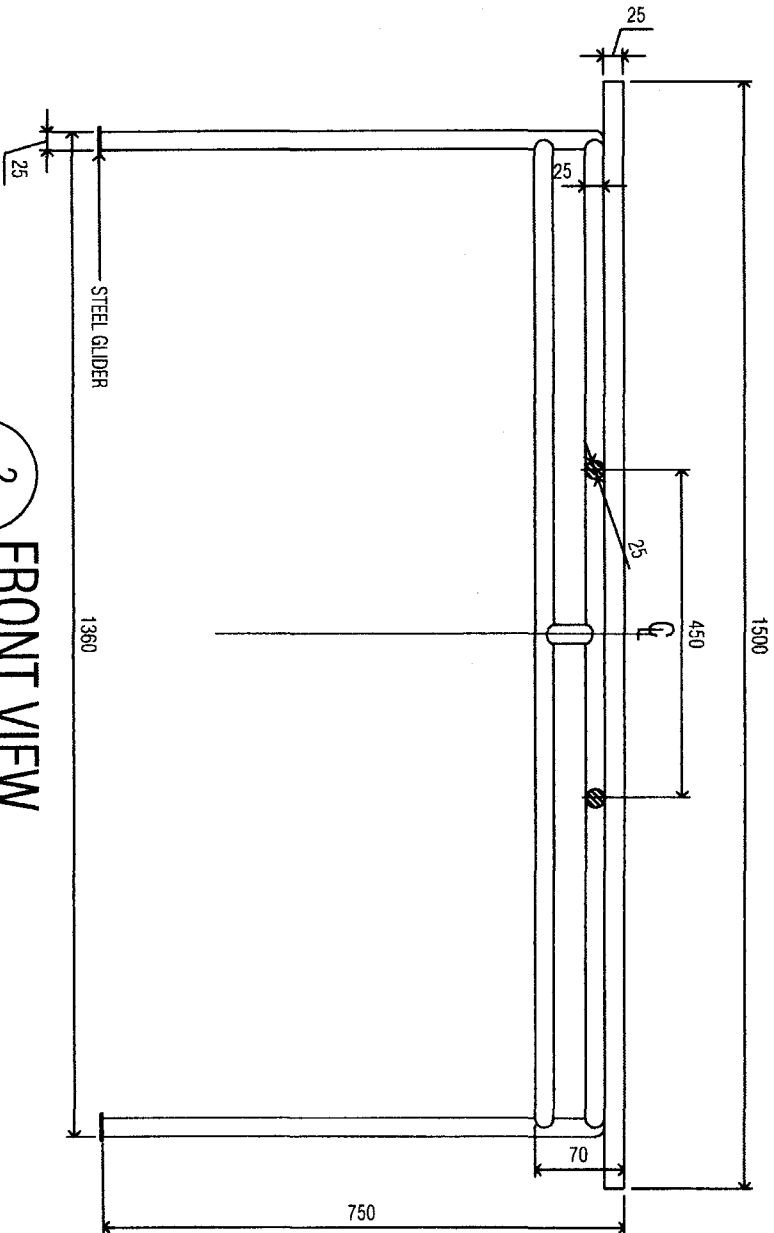


TECHNICAL SPECIFICATIONS:

TABLE TOP	1 - 800mm x 1500mm x 3/4" THICK MARINE PLYWOOD WITH EDGING
LEG / UPPER & LOWER BRACES	25mmØ B.I. PIPE (SCH. 20)
FINISHES	SMOOTH FINISH WITH AT LEAST 3 COATS EPOXY OR ANTI-ACID PAINT FOR METAL PLYWOOD SHALL BE APPLIED WITH GLAZING PUTTY PRIOR TO APPLICATION OF LIGHT YELLOW ENAMEL PAINT
JOINTS	FULLY WELDED



3 SIDE VIEW
A-1 NOT TO BE SCALED



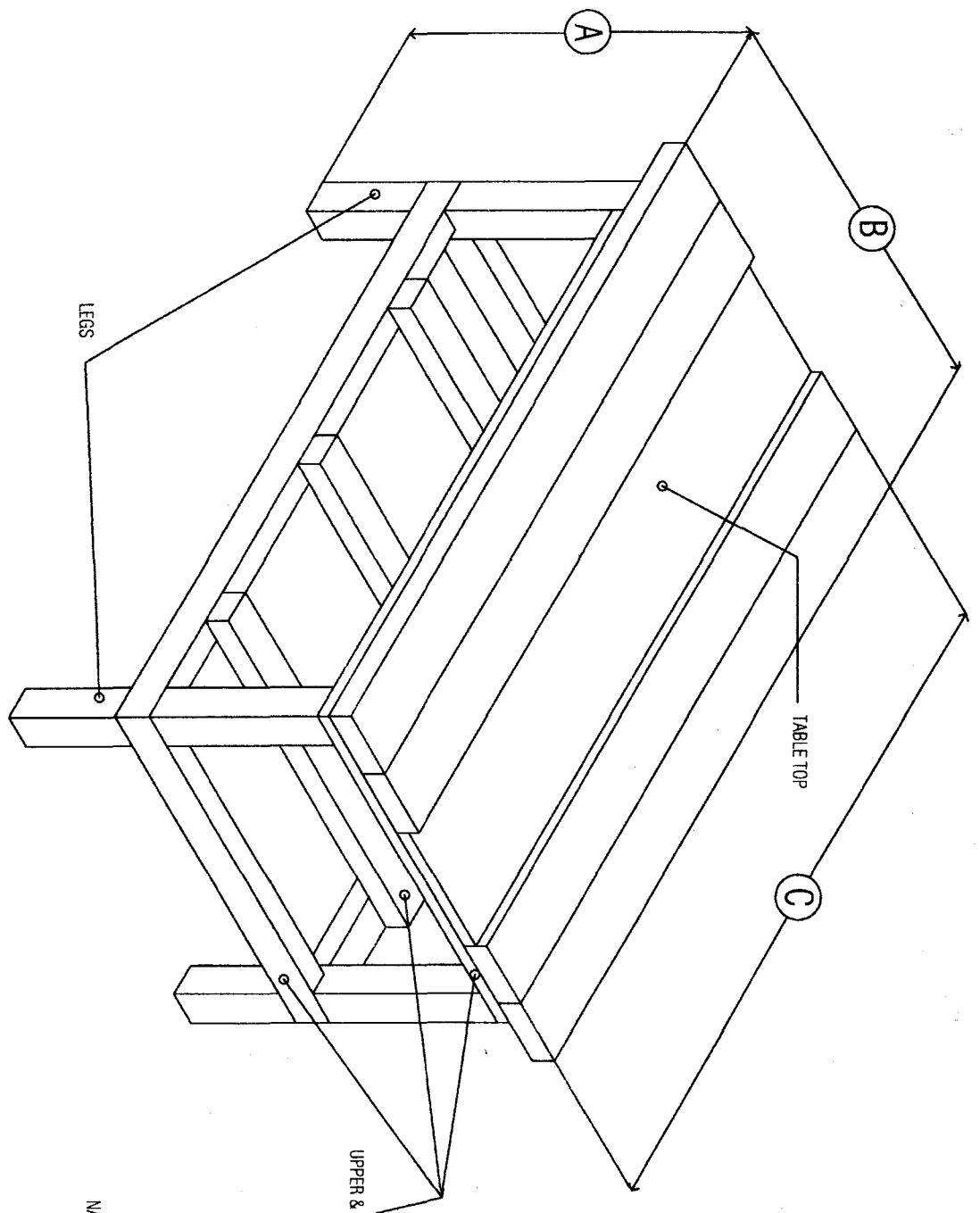
2 FRONT VIEW
A-1 NOT TO BE SCALED

**DIMENSIONS OF WORKBENCH
TABLE IN MILLIMETER**

PART	DIMENSION	
	ELEMENTARY	SECONDARY
A TABLE HEIGHT	800	900
B TABLE WIDTH	800	800
C TABLE LENGTH	1500	1500

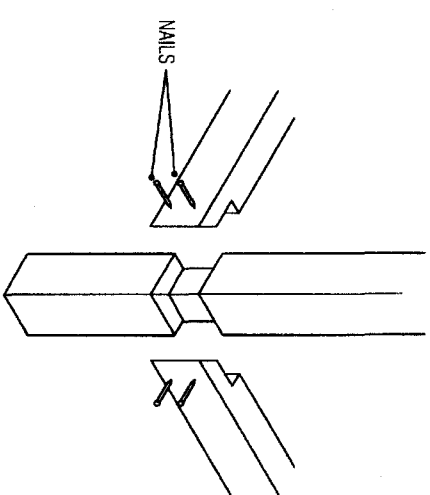
TECHNICAL SPECIFICATIONS:

TABLE TOP	4 - 2" (50mm) x 6" (150mm) x 1500mm 1 - 1" (25mm) x 12" (200mm) x 1500mm
LEG	4 - 3" (75mm) x 3" (75mm) x 750mm (FOR ELEM.) 4 - 3" (75mm) x 3" (75mm) x 850mm (FOR SEC.)
UPPER BRACE	2 - 2" (50mm) x 3" (75mm) x 1400mm 2 - 2" (50mm) x 3" (75mm) x 700mm 3 - 2" (50mm) x 3" (75mm) x 600mm
LOWER BRACE	2 - 2" (50mm) x 3" (75mm) x 1400mm 5 - 2" (50mm) x 3" (75mm) x 700mm
FINISHES	SMOOTH FINISH WITH AT LEAST 3 COATS VARNISH
ALL WOOD CONNECTION SHALL BE APPLIED WITH WOOD GLUE APPROPRIATE FASTENERS ALL WOOD SHALL BE TANGUILE, G.MELINA OR EQUIVALENT	



ISOMETRIC VIEW

NOT TO BE SCALED

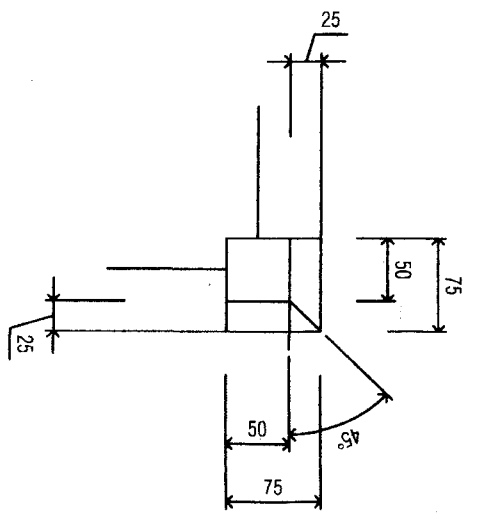
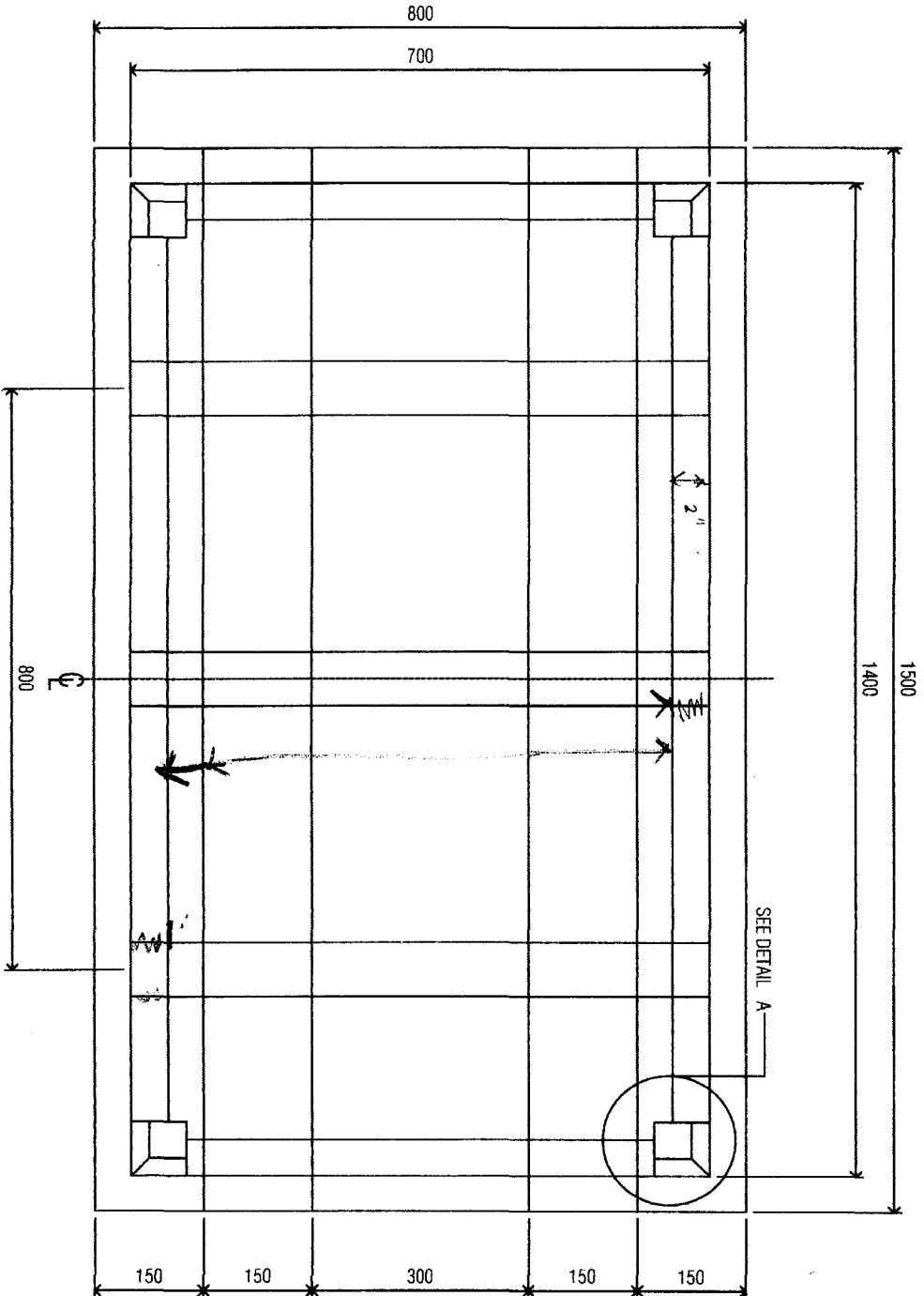


LEG & BRACE EXPLODED VIEW

NOT TO BE SCALED

TOP VIEW

NOT TO BE SCALED

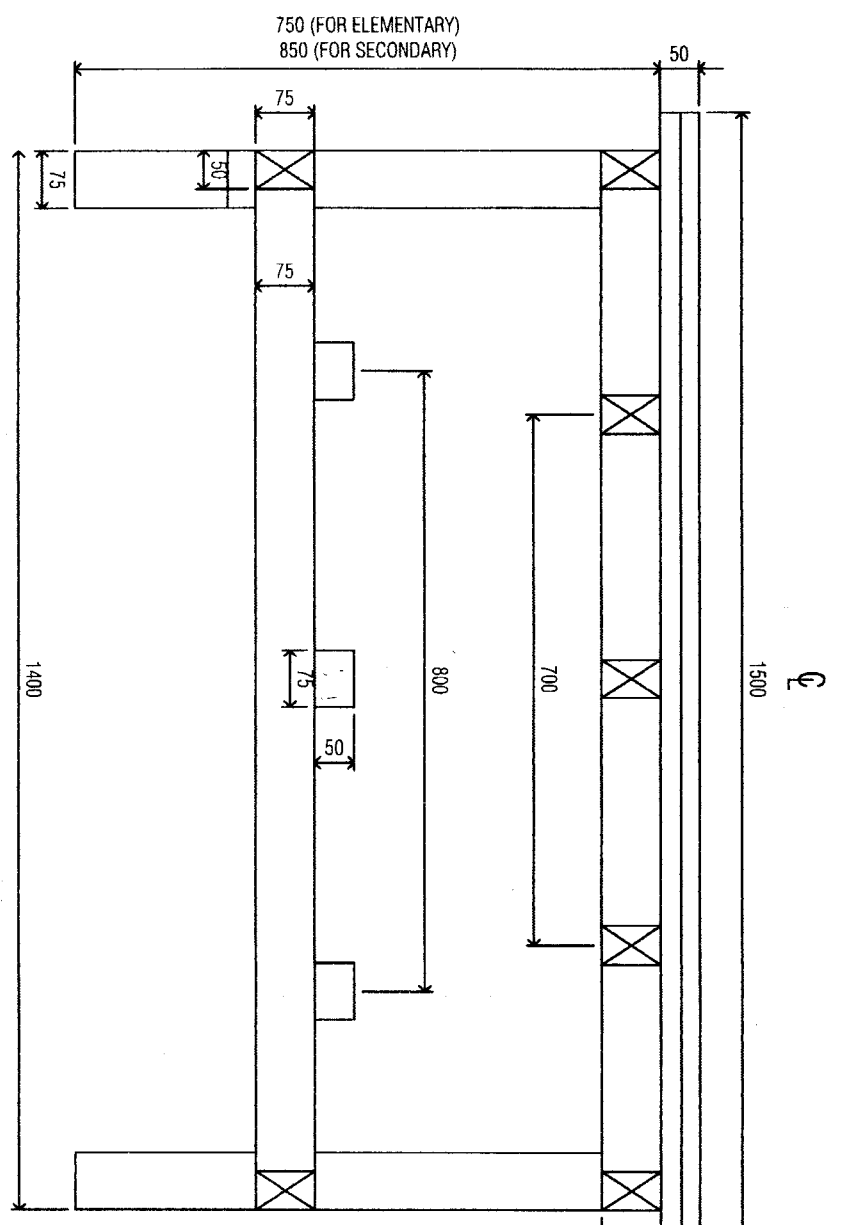


DETAIL A

NOT TO BE SCALED

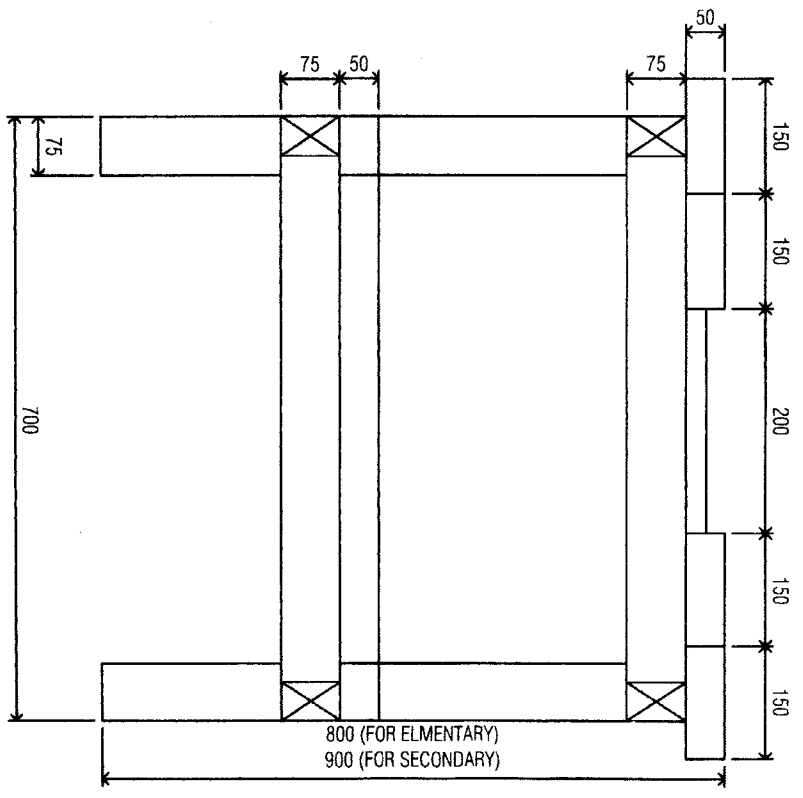
PROJECT TITLE :

TYPICAL DESIGN OF
 WORK BENCH
 CY 2009 (ALL WOOD)



FRONT VIEW

NOT TO BE SCALED



SIDE VIEW

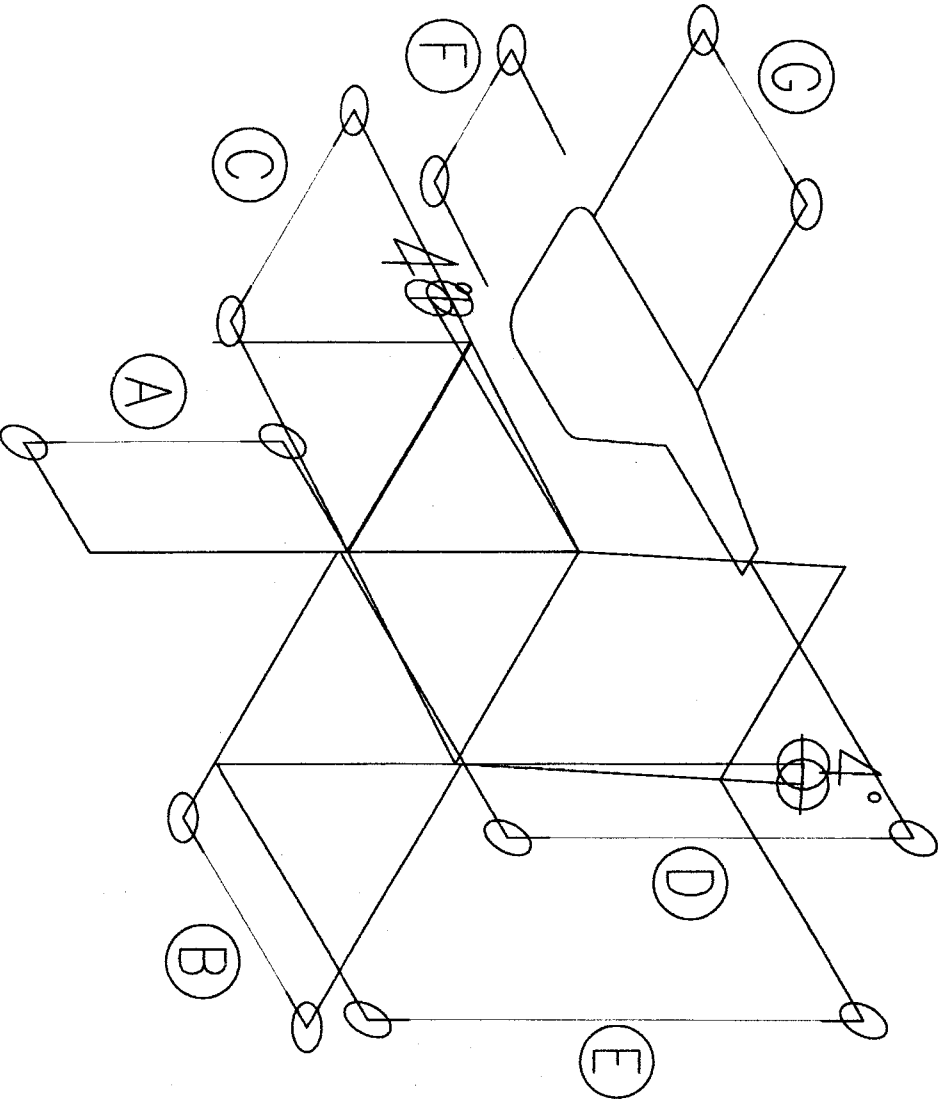
NOT TO BE SCALED

DIMENSIONS OF ELEMENTARY GRADES V-VI
TABLET ARMCHAIR IN MILLIMETER

LEVEL	DIMENSIONS
A SEAT HEIGHT	380
B SEAT DEPTH	370
C SEAT WIDTH	390
D WRITING BOARD HT.	623
E BACKREST HT.	710
F WRITING BOARD WIDTH	250
G WRITING BOARD DEPTH	255

DIMENSIONS OF SECONDARY
TABLET ARMCHAIR IN MILLIMETER

LEVEL	DIMENSIONS
A SEAT HEIGHT	400
B SEAT DEPTH	400
C SEAT WIDTH	430
D WRITING BOARD HT.	640
E BACKREST HT.	800
F WRITING BOARD WIDTH	250
G WRITING BOARD DEPTH	255



ISOMETRIC VIEW

SCALE: NTS

REPUBLIC OF THE PHILIPPINES

PROJECT NO.:

TYPICAL DIMENSION OF TABLET ARMCHAIR

CY 2009 (FOR NON-WOOD BASE MATERIAL)

REVISION

1	1
---	---

Technical Specifications

GENERAL SPECIFICATIONS AND REQUIREMENTS FOR ARMCHAIRS MADE OF NON-WOOD BASED MATERIALS

I. SCOPE

This General Specification is for the fabrication/manufacture/production of elementary and secondary armchairs using non-wood based materials hereof.

II. SHOP DRAWINGS

Unless otherwise specified in the Purchaser's drawings, consideration shall be given to the manufacturer in utilizing its own established plant methods and standards in the fabrication/production of armchairs. The manufacturer shall be required to submit shop drawings or brochures of the armchair being offered. Plans shall be drawn large enough to convey the information adequately.

III. TYPICAL DESIGN

The design of armchair is intended to accommodate a single pupil/student. It should be of rigid construction/assembly, strong and light enough so that pupils/students can easily carry the chair.

The design of armchair should have a seat, backrest, and writing board. The seat should be designed to give comfort to pupil/students while sitting. The seat should be ergonomically spacious to suitably accommodate the buttocks of the students.

The writing board should be wide enough and adequately supported. The topboard should be smooth to allow comfort during classroom tasks of reading and writing.

The backrest should comfortably support the lumbar vertebrae of the pupils/students while in sitting position. The armchair should be stable so that it will not overturn while pupils/students are seated.

The armchair as a whole should show no adverse effects when subjected to the weight of a sitting or standing adult. The dimension shall be complying with the dimensions set out in the Purchaser's drawings. All dimensions shall be subjected to maximum tolerance of plus or minus 10mm except on the width of the writing board which should not be smaller than the required width of 250mm.

IV. MATERIALS REQUIREMENT

h

1

The materials to be used shall be durable, impermeable, hygienic, and easy to clean. All materials with wood component such as plywood, plyboard, fiberboard etc. shall not be acceptable.

The acceptable non-wood based material for the main component of the armchair shall be:

a. Rigid Foamed PVC

Material – rigid foamed pvc

Minimum thickness – 20mm

Finished – all exposed shall be smooth and free from imperfections

- Surfaces of topboard, seats and backrest shall be laminated

b. Fiberglass

Material - Fiberglass

Minimum thickness – 4mm

Finished – all surfaces shall be smooth and free from imperfections

- Surfaces of topboard, seats and backrest shall be smoothly finished and with smart color.

c. Plastic

Material – Virgin Polypropylene (PP)

Minimum thickness – 4 mm

Finished – all surfaces shall be smooth and free from imperfections

d. Steel

Material – Minimum of Gauge 20 (0.9mm) metal sheet

- Minimum of 20 mm dia. Pipe (sch. 20)

- Minimum of 2.5mm x 25mm x 25mm angular bar

- Minimum of 2.5mm x 25mm flat bar

V. WORKMANSHIP

All armchairs shall be of good workmanship and all components including those not specifically referred to in this standard shall be of a quality equal to that used and recognized in the trade practice. All components shall be adequately braced to provide stability and durability.

All bends, connections and welds must be undertaken with industry norms.

1

All furniture shall have a neat appearance. Surface shall have a smooth, even and uniform finish. There shall be no cracks and chips, which may affect the appearance or serviceability of the furniture. There shall be no sharp edges.

VI. QUALITY CONTROL

The manufacturer shall provide quality control procedures to the extent that he deems necessary to assure that all work is performed in accordance with this specification. In addition to the manufacturer's quality control procedures, materials and workmanship at all times may be subject to inspection by Inspector representing the purchaser.

Materials or workmanship not in reasonable conformance with the provision of this specification may be rejected at any time during the progress of work.

VII. TESTING

All manufactured armchairs using non-wood based materials must pass the durability test to be conducted by the Department of Trade and Industry (DTI) or Department of Science and Technology (DOST). A test Result issued by DTI or DOST to a manufacturer within six (6) months prior to bid opening shall be acceptable, and shall be submitted inside the Technical Proposal.

For bidders without test results, three (3) units of armchairs made of non-wood based materials shall be required for testing purposes. At least two sample armchairs should pass the test being conducted by DTI or DOST.

Bids with two (2) samples that failed said DTI or DOST test shall be rejected.

The three (3) units of armchairs to be submitted shall be composed of either two (2) Secondary Level armchairs and one (1) Elementary Level armchair or one (1) Secondary Level armchair and two (2) Elementary Level armchair.

These samples shall be submitted by DepED to the Bureau of Product Standards Testing Center of the Department of Trade and Industry (DTI) or DOST for testing, and compliance. All testing fees and other incidental expenses in the testing shall be assumed by the bidder.

Bids with Test Results issued By DTI beyond six (6) months prior to the date of bid opening shall be rejected.

h



Republic of the Philippines
DEPARTMENT OF EDUCATION
 PHYSICAL FACILITIES AND SCHOOLS' ENGINEERING DIVISION
 DepED Complex, Marako Ave., Pasig City, Philippines



ANNEX D

Regional Cost Estimates of DepED School Furniture

Region	Elementary Secondary Armchair (wood & steel) (Php)	Elementary Secondary Armchair (all wood) (Php)	Elementary Secondary Armchair (non-wood) (Php)	Elementary Table and Chairs (all wood) (Php)	Elementary Table and Chairs (wood & steel) (Php)	Teacher's Table & Chairs (all wood) (Php)	Secondary Science Lab. Table & Stool (wood & steel) (1 set consist of 1 table and 6 stools)	Library Table & Chairs (wood & steel)	Work Bench (all wood)
I	780.00	775.00	1,200.00	2,120.00	2,130.00	4,020.00	6,145.00	5,290.00	3,942.00
II	780.00	775.00	1,200.00	2,120.00	2,130.00	4,020.00	6,145.00	5,290.00	3,942.00
III	780.00	775.00	1,200.00	2,120.00	2,130.00	4,020.00	6,145.00	5,290.00	3,942.00
IV-A	780.00	775.00	1,200.00	2,120.00	2,130.00	4,020.00	6,145.00	5,290.00	3,942.00
IV-B	820.00	810.00	1,300.00	2,210.00	2,220.00	4,120.00	6,250.00	5,405.00	4,105.00
V	790.00	785.00	1,250.00	2,180.00	2,190.00	4,090.00	6,210.00	5,386.00	3,982.00
VI	785.00	780.00	1,200.00	2,130.00	2,140.00	4,040.00	6,160.00	5,330.00	3,975.00
VII	785.00	780.00	1,200.00	2,130.00	2,140.00	4,040.00	6,160.00	5,330.00	3,975.00
VIII	785.00	780.00	1,200.00	2,130.00	2,140.00	4,040.00	6,160.00	5,330.00	3,975.00
IX	780.00	775.00	1,200.00	2,120.00	2,130.00	4,020.00	6,145.00	5,290.00	3,942.00
X	780.00	775.00	1,200.00	2,120.00	2,130.00	4,020.00	6,145.00	5,290.00	3,942.00
XI	780.00	775.00	1,200.00	2,120.00	2,130.00	4,020.00	6,145.00	5,290.00	3,942.00
XII	780.00	775.00	1,200.00	2,120.00	2,130.00	4,020.00	6,145.00	5,290.00	3,942.00
CARAGA	790.00	785.00	1,250.00	2,180.00	2,190.00	4,090.00	6,210.00	5,386.00	3,982.00
CAR	790.00	785.00	1,200.00	2,180.00	2,190.00	4,090.00	6,210.00	5,386.00	3,982.00
ARMM	820.00	810.00	1,300.00	2,210.00	2,230.00	4,120.00	6,250.00	5,405.00	4,105.00
NCR	780.00	775.00	1,200.00	2,120.00	2,130.00	4,020.00	6,145.00	5,290.00	3,942.00

**CY 2009SCHOOL FURNITURE PROCUREMENT PROGRAM
LIST OF RECIPIENT SCHOOLS
(75% ALLOCATION)**

ANNEX E (FORM 1)

Division: _____
Region: _____

CONGL DISTRICT	NO.	SCHOOL ID	NAME OF SCHOOL	LOCATION	NO. OF UNITS TO BE DELIVERED										
					ELEM. TABLE & CHAIRS GR. I - III (SET)	GR. IV - VI (SET)	ARMCHAIRS ELEM. (UNITS)	SEC. CHAIRS (UNITS)	TEACHERS TABLE & CHAIR (SET)	SCIENCE LAB. TABLE & STOOLS (SET)	WORKBENCHES (UNITS)	LIBRARY TABLE (UNITS)	CHAIR (UNITS)		
ELEMENTARY SCHOOLS															
1st	1														
1st	2														
1st	xx														
1st	xx														
Sub-total															
SECONDARY SCHOOLS															
1st	1														
1st	2														
1st	xx														
1st	xx														
Sub-total															
Total 1st Cong'l District															
ELEMENTARY SCHOOLS															
2nd	1														
2nd	2														
2nd	xx														
2nd	xx														
Sub-total															
SECONDARY SCHOOLS															
2nd	1														
2nd	2														
2nd	xx														
2nd	xx														
Sub-total															
Total 2nd Cong'l District															
Grand Total															

Prepared by: _____

Approved by: _____

Division Physical Facilities Coordinator

Schools Division Superintendent

[Handwritten mark]

**CY 2009SCHOOL FURNITURE PROCUREMENT PROGRAM
LIST OF RECIPIENT SCHOOLS
(15% ALLOCATION)**

Division: _____
Region: _____

CONGL DISTRICT	NO.	SCHOOL ID	NAME OF SCHOOL	LOCATION	NO. OF UNITS TO BE DELIVERED				
					ELEM. TABLE & CHAIRS GR. I - III (SET)	GR. IV - VI (SET)	ELEM. (UNITS)	ARMCHAIRS SEC. (UNITS)	TEACHER'S TABLE & CHAIR (SET)
	1st	1	ELEMENTARY SCHOOLS						
	1st	2							
	1st	xx							
	1st	xx							
	Sub-total								
	SECONDARY SCHOOLS								
	1st	1							
	1st	2							
	1st	xx							
	1st	xx							
	Sub-total								
	Total 1st Congl District								
	ELEMENTARY SCHOOLS								
	2nd	1							
	2nd	2							
	2nd	xx							
	2nd	xx							
	Sub-total								
	SECONDARY SCHOOLS								
	2nd	1							
	2nd	2							
	2nd	xx							
	2nd	xx							
	Sub-total								
	Total 2nd Congl District								
	Grand Total								

Prepared by: _____

Approved by: _____

Division Physical Facilities Coordinator

Schools Division Superintendent

A

**CY 2009SCHOOL FURNITURE PROCUREMENT PROGRAM
LIST OF RECIPIENT SCHOOLS
(10% ALLOCATION)**

Division: _____
Region: _____

CONGL DISTRICT	NO.	SCHOOL ID	NAME OF SCHOOL	LOCATION	NO. OF UNITS TO BE DELIVERED				
					ELEM. TABLE & CHAIRS GR. I - III (SET)	GR. IV - VI (SET)	ELEM. ARMCHAIRS (UNITS)	SEC. ARMCHAIRS (UNITS)	TEACHER'S TABLE & CHAIR (SET)
	1st	1	ELEMENTARY SCHOOLS						
	1st	2							
	1st	xx							
	1st	xx							
			Sub-total						
			SECONDARY SCHOOLS						
	1st	1							
	1st	2							
	1st	xx							
	1st	xx							
			Sub-total						
			Total 1st Congl District						
			ELEMENTARY SCHOOLS						
	2nd	1							
	2nd	2							
	2nd	xx							
	2nd	xx							
			Sub-total						
			SECONDARY SCHOOLS						
	2nd	1							
	2nd	2							
	2nd	xx							
	2nd	xx							
			Sub-total						
			Total 2nd Congl District						
			Grand Total						

Prepared by: _____

Approved by: _____

Division Physical Facilities Coordinator

Schools Division Superintendent

A