



Republic of the Philippines
Department of Education



456-9

APR 09 2008

DepED ORDER
No. 26, s. 2008

CY 2008 SCHOOL FURNITURE PROCUREMENT PROGRAM

To: DepED ARMM Regional Secretary
Regional Directors
Schools Division/City Superintendents

1. The appropriation for the CY 2008 School Furniture Procurement Program is placed at One Billion Pesos (PhP1B). The allocation will be distributed in accordance with Republic Act No. 7880 otherwise known as the "Roxas Law".
2. All procurement shall be in accordance with the provisions of RA No. 9184 and its amended Implementing Rules and Regulations.
3. In identifying recipient schools, priority shall be given to schools which are recipient of the CY 2008 School Building Program implemented by the DPWH, DepED and other funds sources and belonging to the Orange, Red and Black zones of the Classroom Seats Analysis of the latest Basic Education Information System (BEIS). Field offices shall allocate based on the actual needs provided that the total allocation does not exceed the budgetary ceiling of the division. The Guidelines for the Implementation of the CY 2008 School Furniture Procurement Program are contained in Annex "A". The summary of regional allocation is in Annex "B".
4. The priority list of schools should be prepared by the Division Physical Facilities Coordinator and duly approved by the Schools Division Superintendent. Annex "C" contains the Standard Designs of School Furniture. Annex "D" is the Regional Cost Estimates of DepED School Furniture. Annex "E" is the List of Recipient Schools form.
5. The priority lists of schools shall be submitted to the Physical Facilities and Schools Engineering Division (PFSED) at 4th Floor Bonifacio Bldg., DepED Complex, Meralco Avenue, Pasig City with telefax nos. (02) 633-7263/638-4108/638-7110 and e-mail address at pfsed_010305@yahoo.com, following the format in Annex "E" on or before April 15, 2008.
6. Immediate dissemination of and compliance with this Order is directed.


RAMON C. BACANI
Undersecretary

Encls.:

As stated

Reference:

DepED Order: No. 58, s. 2007

Allotment: 1- -(D.O. 50-97)

To be indicated in the Perpetual Index
under the following subjects:

FUNDS

PROCUREMENT

PROGRAMS

RULES AND REGULATIONS

SallyMaricar/2008schoolfunrinutreprocurement program
03-13-08/04-04-08

ANNEX A

GUIDELINES FOR THE IMPLEMENTATION OF THE CY 2008 SCHOOL FURNITURE PROCUREMENT PROGRAM

A. Manner of Allocation

The proposed lumpsum appropriation for the CY 2008 School Furniture Procurement Program is equitably distributed to all legislative districts in accordance with Republic Act No. 7880 "Roxas Law". This budget shall be used for the procurement of tables and chairs/armchairs for elementary schools, armchairs and science laboratory table and stools for secondary schools and set of teacher's table and chair and for its administrative and monitoring purposes.

The allocation of the Division shall be distributed in the following manner:

- a. The minimum number of seats to be allotted per school/classroom shall be 25 sets of elementary table and chairs and/or 50 units of armchairs.
- b. For every 25 sets of table and chairs and/or 50 units of armchairs allotted for each targeted classroom/school, one set of teacher's tables and chair may be provided.
- c. The Division may opt to purchase additional teacher's table and chair but not to exceed 20% of the total allocation of the Division as long as the needs for student school furniture will not be compromise.
- d. The Division may also purchase science laboratory table and stools for secondary school with a minimum number of 8 science laboratory table and 48 stools per classroom.
- e. The total allocation shall be distributed to the following in accordance with the procurement procedures of RA9184:
 - 75% for regular suppliers
 - 15% for Cooperatives
 - 10% for Persons with Disabilities (PWD)

B. Identification of Recipient Schools

1. First priority shall be given to schools which are recipients of new academic classrooms under the CY 2008 School Building Program implemented by the DPWH, DepED and other funding sources.

h

2. Second priority should be accorded to schools with high shortage of classroom seats. The results of the Furniture Analysis in the Basic Education Information System (BEIS) shall be used as basis in determining classroom furniture needs. Preference shall be given to schools belonging to black, red and orange zones.
3. The Division Physical Facilities Coordinator shall prepare the list of recipient schools to be approved by the Division Superintendent. The list of recipient schools shall be submitted to the Physical Facilities and Schools Engineering Division (PFSED) and to the Regional Office.

C. Designs and Specifications

1. The school furniture shall be manufactured in accordance with the DepED standard designs and specifications
2. The Division Offices will determine the materials to be used for the school furniture to be bidded in their respective divisions.

The standard design of Furniture is attached as Annex C.

D. Standard Cost of School Furniture

The PFSED of the Central Office has prepared the regionalized costing of furniture found in Annex D. This will be the basis in computing for the total number of furniture to be bidded in the Division.

E. Procurement Method

1. Procurement shall be in accordance with Republic Act No. 9184 otherwise known as the Government Procurement Reform Act and its implementing rules and regulations. The Regional/Division Offices shall ensure transparency in all procurement processes. Advertisement in the national newspaper and posting in the GEPS shall be strictly observed.
2. The seventy five (75%) percent allocation shall be procured by the Division Bids and Awards Committee through competitive bidding and/or be contracted to arts and trade schools and other similar government technical/vocational schools which have the manufacturing capacity through negotiated procurement following provisions of RA9184. A minimum of 500 armchairs shall be procured from capable technical-vocational schools within the division.
3. The fifteen percent (15%) allocation for other cooperatives shall be procured by the Regional Bids and Awards Committee following provisions of RA9184.

4. The ten percent (10%) allocation for cooperatives formed by persons with disability and the 10% National Reserve shall be procured by the Central Office Bids and Awards Committee following RA9184.
5. The PFSED shall assist the Regional and Division Bids and Awards Committee in the Bidding Process as a member of the Technical Working Group.

F. Contract Monitoring and Implementation

1. At the Division Level

- a. The Division Office through the Division Supply Office shall facilitate the contract implementation for the 75% allocation and shall have the following responsibility:
 - a.1. Prepares the contract and all necessary documents
 - a.2. Facilitates the creation of the Division Inspectorate Team and the School Inspection Committee.
 - a.3. Prepares the Inspection and Acceptance Report Form to be signed by the School Inspection Committee and school property custodian..
 - a.4. Inform recipient schools of the schedule of deliveries.
 - a.5. Prepare/Review documents for billing as requested by the contractor.
 - a.6. Assists the PFSED and Regional Office personnel in the conduct of inspection/monitoring.
 - a.7. Submits monthly accomplishment report to the Physical Facilities and Schools Engineering Division (PFSED) and Regional Office copy furnished the Division Physical Facilities Coordinator.
- b. The delivery of school furniture shall be on a door-to-door basis.
- c. The Division Inspectorate Team, to be headed by the Division Physical Facilities Coordinator with two members, shall be created by Schools Division Superintendent and shall have the following functions:
 - c.1. Conduct Pre-Delivery Inspection of the School Furniture prior to delivery to determine compliance with the technical specifications.
 - c.2. Conduct Post-Delivery Inspection of School Furniture at recipient schools prior to issuance of the Certificate of Final Acceptance.
 - c.3. Prepares Inspection Report and recommends payments/non-payments of the contractor.
 - c.4. Prepares Certificate of Acceptance.

- d. The Physical Facilities and Schools Engineering Division and the Regional Office shall monitor the implementation of the school furniture program of the Division.

2. At the Regional Office

- a. The Regional Office through the Regional Supply Office shall facilitate the contract implementation for the 15% allocation for cooperatives and shall have the following responsibility:
 - a.1. Prepares the contract and all necessary documents.
 - a.2. Facilitates the creation of the Regional Inspectorate Team.
 - a.3. Prepares the Inspection and Acceptance Report Form to be signed by the School Inspection Committee and school property custodian..
 - a.4. Inform recipient schools of the schedule of deliveries.
 - a.5. Prepare/review documents for billing/s as requested by the contractor.
 - a.6. Assist the PFSED personnel in the conduct of inspection/monitoring.
 - a.7. Submits monthly accomplishment report to the Physical Facilities and Schools Engineering Division (PFSED) copy furnished the Regional Physical Facilities Coordinator.
- b. The delivery of the school furniture shall be on a door-to-door basis.
- c. The Regional Inspectorate Team, to be headed by the Regional Physical Facilities Coordinator with two members, shall be created by the Regional Director and shall have the following functions:
 - c.1. Conduct Pre-Delivery Inspection of the School Furniture prior to delivery to determine compliance with the technical specifications.
 - c.2. Conduct Post-Delivery Inspection of School Furniture at recipient schools prior to issuance of the Certificate of Final Acceptance.
 - c.3. Prepares Inspection Report and recommends payments/non-payments of the contractor.
 - c.4. Prepares Certificate of Acceptance.
- d. The Physical Facilities and Schools Engineering Division shall monitor the implementation of the school furniture procurement program of the region.

3. At the Central Office

- a. The Physical Facilities and Schools Engineering Division of the Office of Planning Service shall facilitate the contract implementation for the 10% allocation for cooperatives formed by persons with disabilities and the 10% National Reserve.
- b. An Inspectorate Team, composed of personnel from PFSED, Accounting and Property Division shall have the following functions:
 - b.1. Conduct Pre-Delivery Inspection of the School Furniture prior to delivery to determine compliance with the technical specifications.
 - b.2. Conduct Post-Delivery Inspection of School Furniture at recipient schools prior to issuance of the Certificate of Final Acceptance.
 - b.3. Prepares Inspection Report and recommends payments/non-payments to the contractor.
 - b.4. Prepares Certificate of Acceptance.
- b. The PFSED shall consolidate/validate the conduct of procurement and contract implementation of the Regional and Division Offices.

G. Mode of Payment

Progress payments shall be allowed upon accomplishment of the contractor:

- a. Fifty Percent (50%) of the contract amount upon completion of 50% delivery.
- b. Remaining fifty percent (50%) of the contract amount upon complete delivery.
- c. Retention money equivalent to 10% of the contract amount shall be paid to the contractor after the issuance of Certificate of Final Inspection and Acceptance.



ANNEX B

DEPARTMENT OF EDUCATION
TENTATIVE ALLOCATION OF CRITICAL ITEMS IN PUBLIC SCHOOLS, FY 2008 BUDGET
SCHOOL FURNITURE

REGION/DIVISION/LEGISLATIVE DISTRICT	75% Allocation	15% Allocation	10% Allocation
TOTAL REGION I	28,601	5,720	3,813
ILOCOS NORTE	4,349	870	580
1ST DISTRICT (with Laoag City)	2,427	485	324
The Rest of the 1ST DISTRICT	1,989	398	265
LAOAG CITY	438	88	58
2ND DISTRICT	1,922	384	256
ILOCOS SUR	4,436	887	591
1ST DISTRICT (with Vigan City)	1,518	304	202
The Rest of the 1ST DISTRICT	1,319	264	176
VIGAN CITY	199	40	27
2ND DISTRICT (with Candon City)	2,918	584	389
The Rest of the 2ND DISTRICT	2,663	533	355
CANDON CITY	255	51	34
LA UNION	4,194	839	559
1ST DISTRICT (with San Fernando City)	1,859	372	248
The Rest of the 1ST DISTRICT	1,331	266	177
SAN FERNANDO CITY	528	106	70
2ND DISTRICT	2,334	467	311
PANGASINAN	15,622	3,124	2,083
1ST DISTRICT (with Alaminos City)	2,708	542	361
The Rest of the 1ST DISTRICT	2,265	453	302
ALAMINOS CITY	443	89	59
2ND DISTRICT	2,410	482	321
3RD DISTRICT (with San Carlos City)	2,797	559	373
The Rest of the 3RD DISTRICT	2,002	400	267
SAN CARLOS CITY	794	159	106
4TH DISTRICT (with Dagupan City)	1,901	380	253
The Rest of the 4TH DISTRICT	1,264	253	168
DAGUPAN CITY	637	127	85
5TH DISTRICT (with Urdaneta City)	2,731	546	364
The Rest of the 5TH DISTRICT	2,079	416	277
URDANETA CITY	652	130	87
6TH DISTRICT	3,076	615	410
TOTAL REGION II	31,507	6,301	4,201
BATANES (LONE DIST.)	165	33	22
CAGAYAN	10,335	2,067	1,378
1ST DISTRICT	4,605	921	614
2ND DISTRICT	3,053	611	407
3RD DISTRICT (with Tuguegarao City)	2,677	535	357
The Rest of the 3RD DISTRICT	2,059	412	275
TUGUEGARAO CITY	618	124	82

A

DEPARTMENT OF EDUCATION
TENTATIVE ALLOCATION OF CRITICAL ITEMS IN PUBLIC SCHOOLS, FY 2008 BUDGET
SCHOOL FURNITURE

REGION/DIVISION/LEGISLATIVE DISTRICT	75% Allocation	15% Allocation	10% Allocation
ISABELA	13,666	2,733	1,822
1ST DISTRICT	3,093	619	412
2ND DISTRICT	3,622	724	483
3RD DISTRICT (with Cauayan City)	3,643	729	486
The Rest of the 3RD DISTRICT	2,663	533	355
CAUAYAN CITY	980	196	131
4TH DISTRICT	3,308	662	441
NUEVA VIZCAYA (Lone District)	4,625	925	617
QUIRINO (Lone District)	2,715	543	362
TOTAL REGION III	48,293	9,659	6,439
AURORA (Lone District)	2,186	437	291
BATAAN	2,943	589	392
1ST DISTRICT	1,395	279	186
2ND DISTRICT (with Balanga City)	1,548	310	206
The Rest of the 2ND DISTRICT	1,199	240	160
BALANGA CITY	349	70	47
BULACAN	12,155	2,431	1,621
1ST DISTRICT (with Malolos City)	2,746	549	366
The Rest of the 1ST DISTRICT	1,892	378	252
MALOLOS CITY	854	171	114
2ND DISTRICT	2,332	466	311
3RD DISTRICT	2,669	534	356
4TH DISTRICT (with San Jose del Monte City)	4,407	881	588
The Rest of the 4TH DISTRICT	2,307	461	308
SAN JOSE DEL MONTE CITY	2,100	420	280
NUEVA ECIJA	10,720	2,144	1,429
1ST DISTRICT	2,814	563	375
2ND DISTRICT (with Moñuz Science City)	2,765	553	369
The Rest of the 2ND DISTRICT	2,288	458	305
MOÑUZ SCIENCE CITY	477	95	64
3RD DISTRICT (with Cabanatuan City)	2,843	569	379
The Rest of the 3RD DISTRICT	1,615	323	215
CABANATUAN CITY	1,227	245	164
4TH DISTRICT (with Gapan City)	2,297	459	306
The Rest of the 4TH DISTRICT	1,732	346	231
GAPAN CITY	566	113	75
PAMPANGA	10,233	2,047	1,364
1ST DISTRICT (with Angeles City)	2,723	545	363
The Rest of the 1ST DISTRICT	1,484	297	198
ANGELES CITY	1,238	248	165
2ND DISTRICT	2,511	502	335
3RD DISTRICT (with San Fernando City)	2,600	520	347
The Rest of the 3RD DISTRICT	1,507	301	201
SAN FERNANDO CITY	1,093	219	146
4TH DISTRICT	2,400	480	320

DEPARTMENT OF EDUCATION
TENTATIVE ALLOCATION OF CRITICAL ITEMS IN PUBLIC SCHOOLS, FY 2008 BUDGET
SCHOOL FURNITURE

REGION/DIVISION/LEGISLATIVE DISTRICT	75% Allocation	15% Allocation	10% Allocation
TARLAC	6,142	1,228	819
1ST DISTRICT	2,011	402	268
2ND DISTRICT (with Tarlac City)	2,281	456	304
The Rest of the 2ND DISTRICT	969	194	129
TARLAC CITY	1,311	262	175
3RD DISTRICT	1,850	370	247
ZAMBALES	3,915	783	522
1ST DISTRICT (with Olongapo City)	1,839	368	245
The Rest of the 1ST DISTRICT	882	176	118
OLONGAPO CITY	956	191	127
2ND DISTRICT	2,076	415	277
TOTAL REGION IV-A	65,584	13,117	8,745
BATANGAS	9,766	1,953	1,302
1ST DISTRICT	2,345	469	313
2ND DISTRICT (with Batangas City)	2,604	521	347
The Rest of the 2ND DISTRICT	1,309	262	175
BATANGAS CITY	1,295	259	173
3RD DISTRICT (with Tanauan City)	2,170	434	289
The Rest of the 3RD DISTRICT	1,583	317	211
TANAUAN CITY	587	117	78
4TH DISTRICT (with Lipa City)	2,647	529	353
The Rest of the 4TH DISTRICT	1,635	327	218
LIPA CITY	1,012	202	135
CAVITE	12,309	2,462	1,641
1ST DISTRICT (with Cavite City)	3,173	635	423
The Rest of the 1ST DISTRICT	2,740	548	365
CAVITE CITY	433	87	58
2ND DISTRICT	6,662	1,332	888
3RD DISTRICT	2,474	495	330
LAGUNA	11,826	2,365	1,577
1ST DISTRICT (with Sta. Rosa City)	3,386	677	451
The Rest of the 1ST DISTRICT	2,305	461	307
STA. ROSA CITY	1,081	216	144
2ND DISTRICT (with Calamba City)	3,149	630	420
The Rest of the 2ND DISTRICT	1,706	341	227
CALAMBA CITY	1,443	289	192
3RD DISTRICT (with San Pablo City)	2,023	405	270
The Rest of the 3RD DISTRICT	1,061	212	141
SAN PABLO CITY	963	193	128
4TH DISTRICT	3,268	654	436
QUEZON	16,897	3,379	2,253
1ST DISTRICT	4,331	866	577
2ND DISTRICT (with Lucena City)	3,010	602	401
The Rest of the 2ND DISTRICT	2,024	405	270
LUCENA CITY	986	197	131

DEPARTMENT OF EDUCATION
TENTATIVE ALLOCATION OF CRITICAL ITEMS IN PUBLIC SCHOOLS, FY 2008 BUDGET
SCHOOL FURNITURE

REGION/DIVISION/LEGISLATIVE DISTRICT	75% Allocation	15% Allocation	10% Allocation
CATANDUANES (Lone District)	3,083	617	411
MASBATE	9,405	1,881	1,254
1ST DISTRICT	1,857	371	248
2ND DISTRICT (with Masbate City)	3,601	720	480
The Rest of the 2ND DISTRICT	3,147	629	420
MASBATE CITY	453	91	60
3RD DISTRICT	3,947	789	526
SORSOGON	8,716	1,743	1,162
1ST DISTRICT (with Sorsogon City)	4,432	886	591
The Rest of the 1ST DISTRICT	3,637	727	485
SORSOGON CITY	795	159	106
2ND DISTRICT	4,284	857	571
TOTAL REGION VI	48,174	9,635	6,423
AKLAN (Lone District)	3,907	781	521
ANTIQUE (Lone District)	6,601	1,320	880
CAPIZ	5,739	1,148	765
1ST DISTRICT (with Roxas City)	2,676	535	357
The Rest of the 1ST DISTRICT	1,887	377	252
ROXAS CITY	789	158	105
2ND DISTRICT	3,063	613	408
ILOILO	13,672	2,734	1,823
1ST DISTRICT	2,365	473	315
2ND DISTRICT	2,229	446	297
3RD DISTRICT	3,269	654	436
4TH DISTRICT (with Passi City)	2,533	507	338
The Rest of the 4TH DISTRICT	2,124	425	283
PASSI CITY	408	82	54
5TH DISTRICT	3,206	641	428
ILOILO NHS	71	14	9
NEGROS OCCIDENTAL	13,673	2,735	1,823
1ST DISTRICT (with San Carlos City)	2,166	433	289
The Rest of the 1ST DISTRICT	1,393	279	186
SAN CARLOS CITY	774	155	103
2ND DISTRICT (with Cadiz City & Sagay City)	1,953	391	260
The Rest of the 2ND DISTRICT	264	53	35
CADIZ CITY	899	180	120
SAGAY CITY	790	158	105
3RD DISTRICT (with Silay City)	2,197	439	293
The Rest of the 3RD DISTRICT	1,401	280	187
SILAY CITY	672	134	90
NEGROS OCCIDENTAL HS	123	25	16
4TH DISTRICT (with Bago & La Carlota City)	1,839	368	245
The Rest of the 4TH DISTRICT	722	144	96
BAGO CITY	756	151	101
LA CARLOTA CITY	361	72	48

DEPARTMENT OF EDUCATION
TENTATIVE ALLOCATION OF CRITICAL ITEMS IN PUBLIC SCHOOLS, FY 2008 BUDGET
SCHOOL FURNITURE

REGION/DIVISION/LEGISLATIVE DISTRICT	75% Allocation	15% Allocation	10% Allocation
5TH DISTRICT	2,297	459	306
6TH DISTRICT (with Kabankalan City)	3,221	644	429
The Rest of the 6TH DISTRICT	2,279	456	304
KABANKALAN CITY	941	188	126
GUIMARAS (Lone District)	1,087	217	145
BACOLOD CITY (Lone District)	1,952	390	260
ILOILO CITY (Lone District)	1,543	309	206
TOTAL REGION VII	49,493	9,899	6,599
BOHOL	12,958	2,592	1,728
1ST DISTRICT (with Tagbilaran City)	3,566	713	476
The Rest of the 1ST DISTRICT	3,105	621	414
TAGBILARAN CITY	461	92	61
2ND DISTRICT	4,507	901	601
3RD DISTRICT	4,885	977	651
CEBU	20,096	4,019	2,679
1ST DISTRICT (with Talisay City)	3,231	646	431
The Rest of the 1ST DISTRICT	2,125	425	283
TALISAY CITY	1,106	221	147
2ND DISTRICT	3,193	639	426
3RD DISTRICT (with Toledo City)	4,025	805	537
The Rest of the 3RD DISTRICT	3,124	625	416
TOLEDO CITY	901	180	120
4TH DISTRICT	2,535	507	338
5TH DISTRICT (with Danao City)	3,431	686	457
The Rest of the 5TH DISTRICT	2,575	515	343
DANA O CITY	856	171	114
6TH DISTRICT (w/ Lapu-Lapu & Mandaue City)	3,681	736	491
The Rest of the 6TH DISTRICT	985	197	131
LAPU-LAPU CITY	1,579	316	211
MANDAUE CITY	1,117	223	149
CEBU CITY	4,788	958	638
1ST DISTRICT	2,130	426	284
2ND DISTRICT	2,657	531	354
NEGROS ORIENTAL	11,057	2,211	1,474
1ST DISTRICT	4,049	810	540
2ND DISTRICT (w/ Bais City, Dumaguete & Tanjay C	3,896	779	519
The Rest of the 2ND DISTRICT	1,890	378	252
BAIS CITY	614	123	82
DUMAGUETE CITY	549	110	73
TANJAY CITY	843	169	112
3RD DISTRICT (with Bayawan City)	3,111	622	415
The Rest of the 3RD DISTRICT	2,354	471	314
BAYAWAN CITY	757	151	101
SIQUIJOR (Lone District)	595	119	79

1

DEPARTMENT OF EDUCATION
TENTATIVE ALLOCATION OF CRITICAL ITEMS IN PUBLIC SCHOOLS, FY 2008 BUDGET
SCHOOL FURNITURE

REGION/DIVISION/LEGISLATIVE DISTRICT	75% Allocation	15% Allocation	10% Allocation
TOTAL REGION VIII	53,021	10,604	7,069
BILIRAN (Lone District)	1,344	269	179
LEYTE	18,459	3,692	2,461
1ST DISTRICT (with Tacloban City)	3,672	734	490
The Rest of the 1ST DISTRICT	2,565	513	342
TACLOBAN CITY	1,106	221	147
2ND DISTRICT	4,885	977	651
3RD DISTRICT	1,891	378	252
4TH DISTRICT (with Ormoc City)	3,490	698	465
The Rest of the 4TH DISTRICT	2,160	432	288
ORMOC CITY	1,330	266	177
5TH DISTRICT	4,522	904	603
SOUTHERN LEYTE (Lone District)	3,992	798	532
EASTERN SAMAR (Lone District)	7,392	1,478	986
NORTHERN SAMAR	9,510	1,902	1,268
1ST DISTRICT	4,230	846	564
2ND DISTRICT	5,280	1,056	704
WESTERN SAMAR	11,333	2,267	1,511
1ST DISTRICT (with Calbayog City)	4,501	900	600
The Rest of the 1ST DISTRICT	2,764	553	369
CALBAYOG CITY	1,736	347	232
2ND DISTRICT	6,832	1,366	911
MAASIN CITY	991	198	132
TOTAL REGION IX	33,720	6,744	4,496
ZAMBOANGA DEL NORTE	10,556	2,111	1,407
1ST DISTRICT (with Dapitan City)	2,319	464	309
The Rest of the 1ST DISTRICT	1,920	384	256
DAPITAN CITY	400	80	53
2ND DISTRICT (with Dipolog City)	3,782	756	504
The Rest of the 2ND DISTRICT	3,219	644	429
DIPOLOG CITY	563	113	75
3RD DISTRICT	4,454	891	594
ZAMBOANGA DEL SUR	18,295	3,659	2,439
1ST DISTRICT (with Pagadian City)	5,906	1,181	787
The Rest of the 1ST DISTRICT	5,000	1,000	667
PAGADIAN CITY	906	181	121
2ND DISTRICT	5,229	1,046	697
3RD DISTRICT-ZAMBOANGA SIBUGAY	7,160	1,432	955
ZAMBOANGA CITY (Lone District)	4,102	820	547
ISABELA CITY	768	154	102
TOTAL REGION X	34,114	6,823	4,549
BUKIDNON	10,788	2,158	1,438
1ST DISTRICT	3,205	641	427

6

DEPARTMENT OF EDUCATION
TENTATIVE ALLOCATION OF CRITICAL ITEMS IN PUBLIC SCHOOLS, FY 2008 BUDGET
SCHOOL FURNITURE

REGION/DIVISION/LEGISLATIVE DISTRICT	75% Allocation	15% Allocation	10% Allocation
2ND DISTRICT	1,510	302	201
DAVAO CITY	5,953	1,191	794
1ST DISTRICT	2,212	442	295
2ND DISTRICT	2,048	410	273
3RD DISTRICT	1,693	339	226
TOTAL REGION XII	31,054	6,211	4,141
COTABATO	10,430	2,086	1,391
1ST DISTRICT	5,043	1,009	672
2ND DISTRICT (with Kidapawan City)	5,387	1,077	718
The Rest of the 2ND DISTRICT	4,580	916	611
KIDAPAWAN CITY	807	161	108
SOUTH COTABATO	8,375	1,675	1,117
1ST DISTRICT (with Gen. Santos City)	3,837	767	512
The Rest of the 1ST DISTRICT	1,544	309	206
GEN. SANTOS CITY	2,293	459	306
2ND DISTRICT (with Koronadal City)	4,538	908	605
The Rest of the 2ND DISTRICT	3,613	723	482
KORONADAL CITY	925	185	123
SARANGANI (Lone District)	5,056	1,011	674
SULTAN KUDARAT (Lone District)	5,707	1,141	761
TACURONG CITY	472	94	63
COTABATO CITY (1st District, Maguindanao)	1,014	203	135
TOTAL C A R A G A	33,553	6,711	4,474
AGUSAN DEL NORTE	7,048	1,410	940
1ST DISTRICT (with Butuan City)	3,382	676	451
The Rest of the 1ST DISTRICT	450	90	60
BUTUAN CITY	2,932	586	391
2ND DISTRICT	3,666	733	489
AGUSAN DEL SUR (Lone District)	9,461	1,892	1,262
SURIGAO DEL NORTE	8,858	1,772	1,181
1ST DISTRICT (with Siargao)	4,270	854	569
The Rest of the 1ST DISTRICT	2,235	447	298
SIARGAO	2,035	407	271
2ND DISTRICT (with Surigao City)	4,588	918	612
The Rest of the 2ND DISTRICT	2,919	584	389
SURIGAO CITY	1,669	334	223
SURIGAO DEL SUR	8,186	1,637	1,091
1ST DISTRICT	4,380	876	584
2ND DISTRICT (with Bislig City)	3,805	761	507
The Rest of the 2ND DISTRICT	2,637	527	352
BISLIG CITY	1,169	234	156
TOTAL N C R	67,068	13,414	8,942

ANNEX C

**STANDARD DESIGNS
OF
SCHOOL FURNITURE**

DIMENSIONS OF ELEMENTARY TABLE IN MILLIMETER

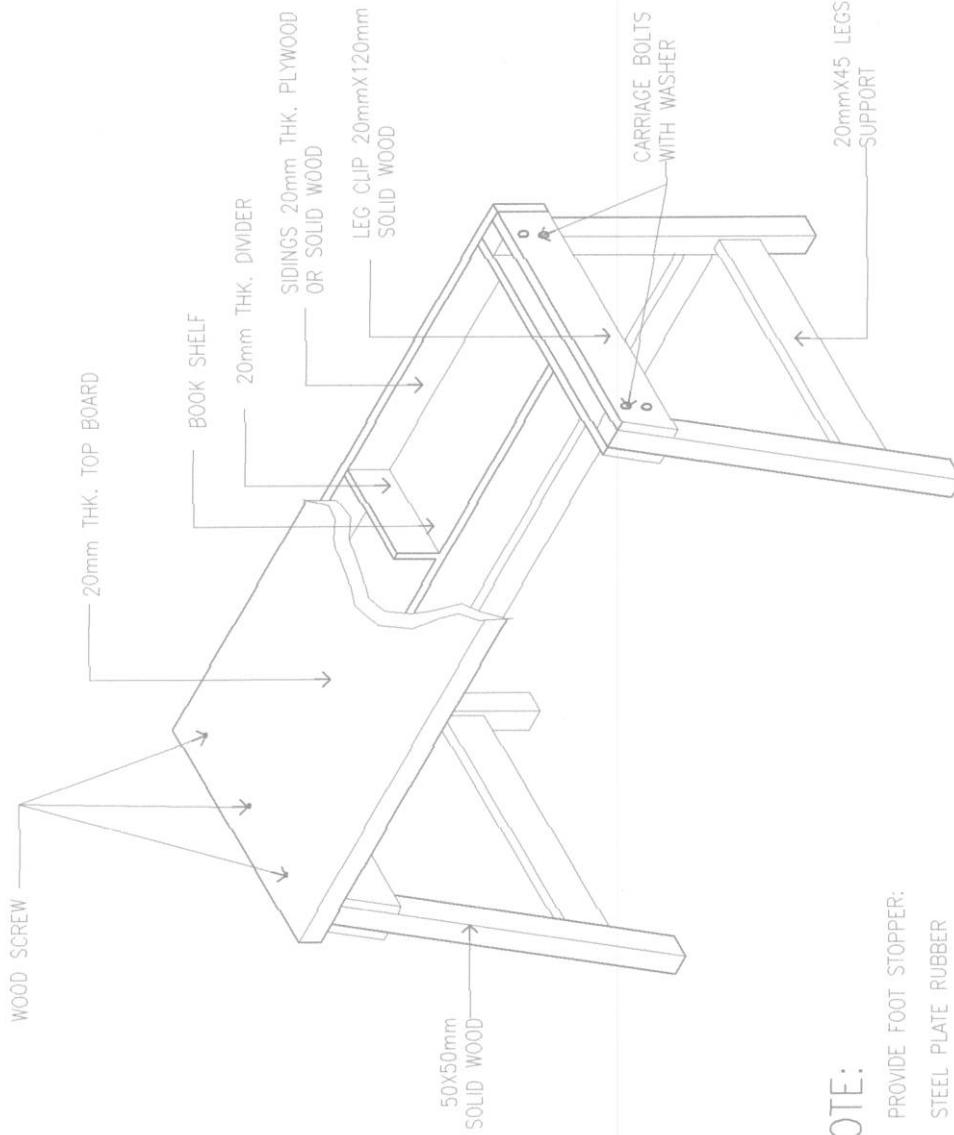
LEVEL	Grades I-IV	Grades V-VI
A TABLE HEIGHT	525	590
B TABLE WIDTH	400	400
C TABLE LENGTH	1000	1100
D SHELF WIDTH	200	200

TECHNICAL SPECIFICATIONS;

- TOP BOARD – 20mm THK. MARINE PLYWOOD W/ 20mmX20mm EDGING OR SOLID WOOD
- LEGS – 50mmX50mm SOLID WOOD
- SIDINGS – 20mmX120mm SOLID WOOD
- LEGS SUPPORT – 20mmX45mm SOLID WOOD
- FOOT CLIP – 20mmX120mm SOLID WOOD
- SHELF – 20mm THK. PLYWOOD, SOLID WOOD
- DIVIDER – 20mm THK. PLYWOOD, SOLID WOOD

NOTE:

ALL SOLID WOOD MUST BE TREATED KILN DRIED OR SUNDRIED (TANGUILE, GEMELINA, RED LAUAN OR EQUIVALENT)



NOTE:

PROVIDE FOOT STOPPER:
STEEL PLATE RUBBER
OR PLASTIC SOLE

ISOMETRIC VIEW (ALL WOOD)

NTS

PROJECT TITLE:

TYPICAL DESIGN OF TWO SEATER TABLE FOR ELEMENTARY GRADES CY 2008 (ALL WOOD COMBINATION)

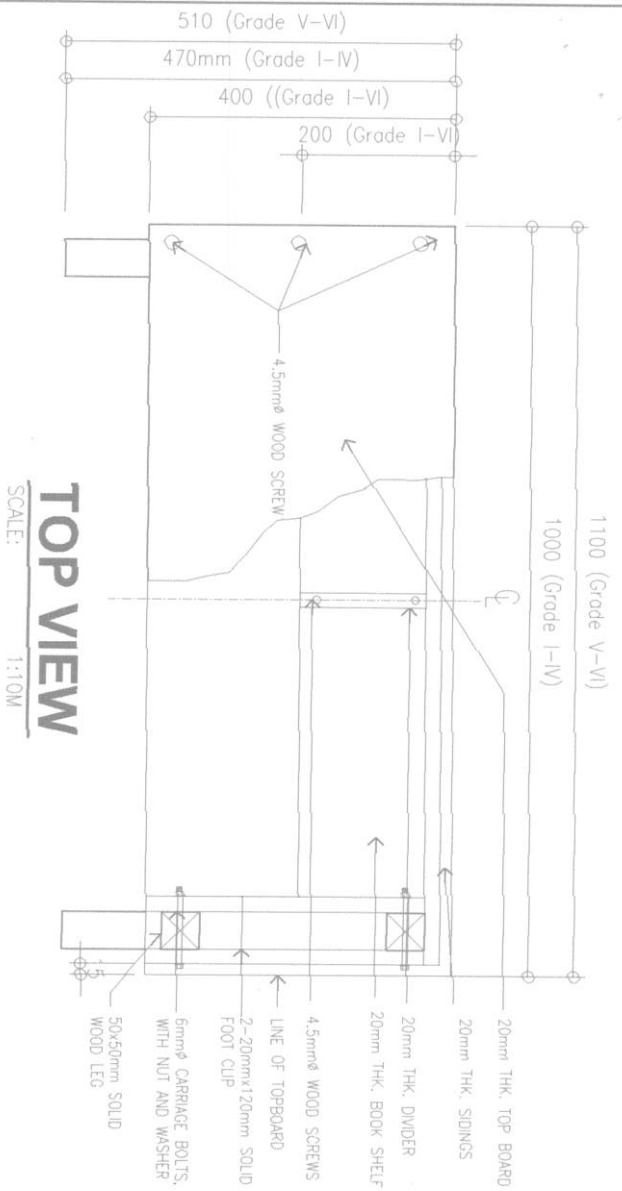
REPUBLIC OF THE PHILIPPINES



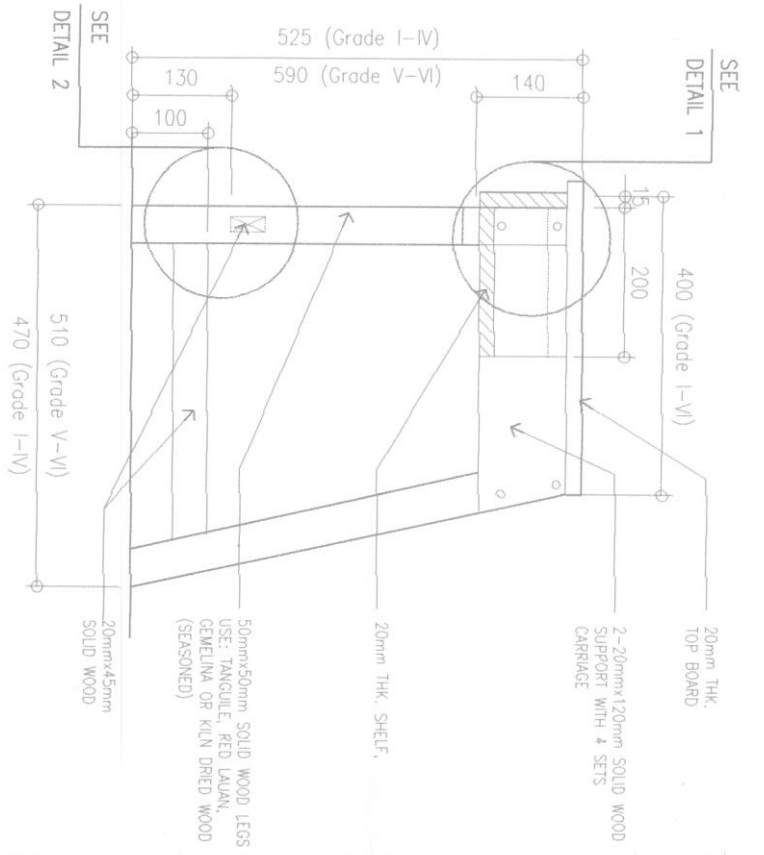
DEPARTMENT OF EDUCATION
PHYSICAL FACILITIES AND SCHOOLS ENGINEERING DIVISION
SUBICUAYAN CITY OFFICE

SHEET NO.

1
2

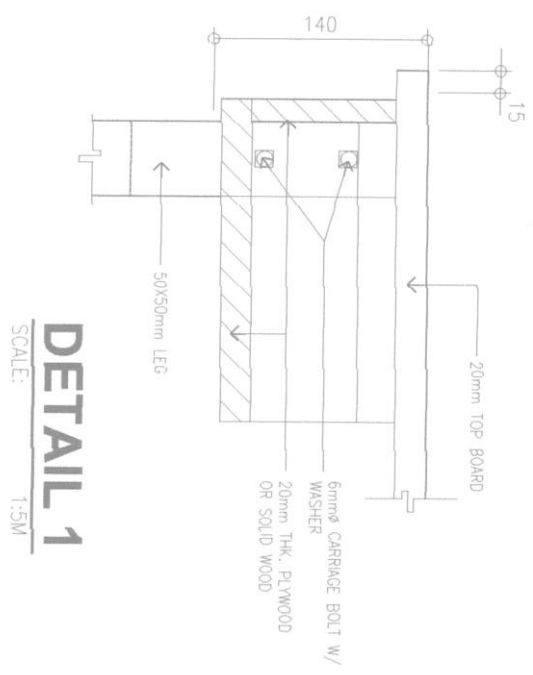


TOP VIEW
SCALE: 1:10M

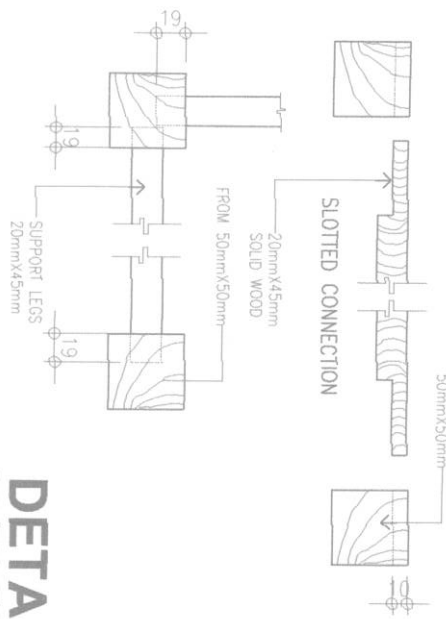


SECTION
SCALE: 1:10M

NOTE:
CONNECTIONS SHOULD BE GLUED
AND NAILED SECURELY



DETAIL 1
SCALE: 1:5M



DETAIL 2
SCALE: 1:5M

MORTISE AND TENNON CONNECTION

TYPICAL DESIGN OF TWO SEATER TABLE FOR ELEMENTARY GRADES CY 2008 (ALL WOOD COMBINATION)