

Republika ng Pilipinas  
(Republic of the Philippines)  
MINISTERI NG EDUKASYON, KULTURA AT ISPORTS  
(MINISTRY OF EDUCATION, CULTURE AND SPORTS)  
Maynila

September 30, 1983

MECS MEMORANDUM  
No. 200, s. 1983

OFFICIAL RESULTS OF THE PALARONG PAMBANSA '83

To: Bureau Directors  
Regional Directors  
Schools Superintendents  
Presidents, State Colleges and Universities  
Heads of Private Schools, Colleges and Universities

1. Inclosed are the complete official results of the Palarong Pambansa held in BR Sports Complex, Tacloban City, from February 27 to March 5, 1983.
2. This Office congratulates the winners in the various contests and commends all participating athletes for their splendid performance.
3. This Office acknowledges with deep gratitude the generous support given by His Excellency, President Ferdinand E. Marcos, First Lady Imelda R. Marcos and Governor Benjamin Romualdoz, which made possible the holding of the Palarong Pambansa '83.
4. Thankful appreciation is also extended to the government officials of Region VIII particularly the MECS Regional Director and his staff; to the city officials of Tacloban City headed by the City Mayor, including the barangay captains and the City Engineer's Office personnel for their encouragement and wholehearted support; to the donors and advertisers in the souvenir program, the civic organizations, and the different private schools and colleges for their active involvement; to all private and public school officials and teachers for their loyalty, personal sacrifices and dedication to duty in promoting the welfare of the youth through athletics; to the parents, pupils, and all the people in Region VIII for their cooperation and hospitality and to all others who, in one way or another, contributed to the success of the Palarong Pambansa '83.
5. Immediate dissemination of this Memorandum is desired.

(SGD.) ONOFRE D. CORPUZ  
Minister







Incl.:

As stated

Reference:

MEC Memorandum: No. 200, s. 1982

Allotment: 1--(D.O. 1-75)

To be indicated in the Perpetual Index  
under the following subjects:

ATHLETICS  
CONTEST  
OFFICIALS  
PROGRAM, SCHOOL  
SOCIETY or ASSOCIATIONS









(Inclosure to MECS Memorandum No. 200, s. 1983)

GENERAL CHAMPIONSHIP

<u>PLACE</u>	<u>DELEGATION</u>	<u>POINTS</u>
1st	NATIONAL CAPITAL REGION ATHLETIC ASS.	319
2nd	WESTERN VISAYAS REGION ATHLETIC ASS.	288
3rd	SOUTHERN TAGALOG REGION ATHLETIC ASS.	282
4th	CENTRAL VISAYAS REGION ATHLETIC ASS.	83
5th	WESTERN MINDANAO REGION ATHLETIC ASS.	47
6th	SOUTHERN MINDANAO REGION ATHLETIC ASS.	41
7th	CENTRAL LUZON REGION ATHLETIC ASS.	32
8th	NORTHERN MINDANAO REGION ATHLETIC ASS.	27
9th	ILOCOS REGION ATHLETIC ASS.	24
10th	EASTERN VISAYAS REGION ATHLETIC ASS.	21
11th	CAGAYAN VALLEY REGION ATHLETIC ASS.	16
12th	CENTRAL MINDANAO REGION ATHLETIC ASS.	14
13th	BICOL REGION ATHLETIC ASS.	5







TEAM WINNERS IN VARIOUS EVENTS

Children's Baseball

First Place.....	WESTERN VISAYAS REGION ATHLETIC ASS.
Second Place.....	SOUTHERN TAGALOG REGION ATHLETIC ASS.
Third Place.....	WESTERN MINDANAO REGION ATHLETIC ASS.
Fourth Place.....	CENTRAL LUZON REGION ATHLETIC ASS.

Boys' Baseball

First Place.....	WESTERN MINDANAO REGION ATHLETIC ASS.
Second Place.....	WESTERN VISAYAS REGION ATHLETIC ASS.
Third Place.....	SOUTHERN TAGALOG REGION ATHLETIC ASS.
Fourth Place.....	EASTERN VISAYAS REGION ATHLETIC ASS.

Basketball Men

First Place.....	NATIONAL CAPITAL REGION ATHLETIC ASS.
Second Place.....	CENTRAL VISAYAS REGION ATHLETIC ASS.
Third Place.....	SOUTHERN TAGALOG REGION ATHLETIC ASS.
Fourth Place.....	WESTERN VISAYAS REGION ATHLETIC ASS.

Basketball Women

First Place.....	NATIONAL CAPITAL REGION ATHLETIC ASS.
Second Place.....	SOUTHERN MINDANAO REGION ATHLETIC ASS.
Third Place.....	WESTERN VISAYAS REGION ATHLETIC ASS.
Fourth Place.....	NORTHERN MINDANAO REGION ATHLETIC ASS.

Softball Men

First Place.....	SOUTHERN TAGALOG REGION ATHLETIC ASS.
Second Place.....	WESTERN VISAYAS REGION ATHLETIC ASS.
Third Place.....	NATIONAL CAPITAL REGION ATHLETIC ASS.
Fourth Place.....	CENTRAL VISAYAS REGION ATHLETIC ASS.

Softball Women

First Place.....	SOUTHERN TAGALOG REGION ATHLETIC ASS.
Second Place.....	NATIONAL CAPITAL REGION ATHLETIC ASS.
Third Place.....	WESTERN VISAYAS REGION ATHLETIC ASS.
Fourth Place.....	SOUTHERN MINDANAO REGION ATHLETIC ASS.

Volleyball Men

First Place.....	WESTERN VISAYAS REGION ATHLETIC ASS.
Second Place.....	SOUTHERN TAGALOG REGION ATHLETIC ASS.
Third Place.....	NATIONAL CAPITAL REGION ATHLETIC ASS.
Fourth Place.....	BICOL REGION ATHLETIC ASS.









Team Winners - 2

Volleyball Women

- First Place.....SOUTHERN TAGALOG REGION ATHLETIC ASS.
- Second Place.....CENTRAL VISAYAS REGION ATHLETIC ASS.
- Third Place.....NATIONAL CAPITAL REGION ATHLETIC ASS.
- Fourth Place.....WESTERN VISAYAS REGION ATHLETIC ASS.

Lawn Tennis Men

- First Place.....NATIONAL CAPITAL REGION ATHLETIC ASS.
- Second Place.....CENTRAL VISAYAS REGION ATHLETIC ASS.
- Third Place.....SOUTHERN MINDANAO REGION ATHLETIC ASS.
- Fourth Place.....SOUTHERN TAGALOG REGION ATHLETIC ASS.

Lawn Tennis Women

- First Place.....SOUTHERN TAGALOG REGION ATHLETIC ASS.
- Second Place.....NATIONAL CAPITAL REGION ATHLETIC ASS.
- Third Place.....SOUTHERN MINDANAO REGION ATHLETIC ASS.
- Fourth Place.....CENTRAL VISAYAS REGION ATHLETIC ASS.

Table Tennis Men

- First Place.....SOUTHERN TAGALOG REGION ATHLETIC ASS.
- Second Place.....NATIONAL CAPITAL REGION ATHLETIC ASS.
- Third Place.....CENTRAL VISAYAS REGION ATHLETIC ASS.
- Fourth Place.....ILOCS REGION ATHLETIC ASS.

Table Tennis Women

- First Place.....CENTRAL LUZON REGION ATHLETIC ASS.
- Second Place.....WESTERN VISAYAS REGION ATHLETIC ASS.
- Third Place.....NATIONAL CAPITAL REGION ATHLETIC ASS.
- Fourth Place.....SOUTHERN TAGALOG REGION ATHLETIC ASS.

Badminton Boys

- First Place.....NATIONAL CAPITAL REGION ATHLETIC ASS.
- Second Place.....NORTHERN MINDANAO REGION ATHLETIC ASS.
- Third Place.....CENTRAL LUZON REGION ATHLETIC ASS.
- Fourth Place.....CENTRAL MINDANAO REGION ATHLETIC ASS.

Badminton Girls

- First Place.....NATIONAL CAPITAL REGION ATHLETIC ASS.
- Second Place.....NORTHERN MINDANAO REGION ATHLETIC ASS.
- Third Place.....WESTERN VISAYAS REGION ATHLETIC ASS.
- Fourth Place.....EASTERN VISAYAS REGION ATHLETIC ASS.



\_\_\_\_\_



Archery Men

- First Place..... NATIONAL CAPITAL REGION ATHLETIC ASS.
- Second Place..... WESTERN VISAYAS REGION ATHLETIC ASS.
- Third Place..... NORTHERN MINDANAO REGION ATHLETIC ASS.
- Fourth Place..... CENTRAL VISAYAS REGION ATHLETIC ASS.

Archery Women

- First Place..... CENTRAL LUZON REGION ATHLETIC ASS.
- Second Place..... CENTRAL VISAYAS REGION ATHLETIC ASS.
- Third Place..... NATIONAL CAPITAL REGION ATHLETIC ASS.
- Fourth Place..... WESTERN VISAYAS REGION ATHLETIC ASS.

Football

- First Place..... WESTERN VISAYAS REGION ATHLETIC ASS.
- Second Place..... NATIONAL CAPITAL REGION ATHLETIC ASS.
- Third Place..... CENTRAL MINDANAO REGION ATHLETIC ASS.
- Fourth Place..... SOUTHERN TAGALOG REGION ATHLETIC ASS.

Boxing

- First Place..... WESTERN VISAYAS REGION ATHLETIC ASS.
- Second Place..... EASTERN VISAYAS REGION ATHLETIC ASS.
- Third Place..... NORTHERN MINDANAO REGION ATHLETIC ASS.
- Fourth Place..... CENTRAL VISAYAS REGION ATHLETIC ASS.

Cycling

- First Place..... NATIONAL CAPITAL REGION ATHLETIC ASS.
- Second Place..... EASTERN VISAYAS REGION ATHLETIC ASS.
- Third Place..... ILOCOS REGION ATHLETIC ASS.
- Fourth Place..... CENTRAL VISAYAS REGION ATHLETIC ASS. } (Tied for  
3rd and 4th)

Junior Chess

- First Place..... NATIONAL CAPITAL REGION ATHLETIC ASS.
- Second Place..... CENTRAL VISAYAS REGION ATHLETIC ASS.
- Third Place..... ILOCOS REGION ATHLETIC ASS.


Senior Chess

- First Place..... CENTRAL LUZON REGION ATHLETIC ASS.
- Second Place..... ILOCOS REGION ATHLETIC ASS.
- Third Place..... WESTERN VISAYAS REGION ATHLETIC ASS.

Gymnastics Boys

- First Place..... NATIONAL CAPITAL REGION ATHLETIC ASS.
- Second Place..... ILOCOS REGION ATHLETIC ASS.
- Third Place..... WESTERN MINDANAO REGION ATHLETIC ASS.









Team Winners - 1

Gymnastics Girls

First Place..... NATIONAL CAPITAL REGION ATHLETIC ASS.  
Second Place..... CENTRAL VISAYAS REGION ATHLETIC ASS.  
Third Place..... WESTERN MINDANAO REGION ATHLETIC ASS.

Sipa Boys

First Place..... NATIONAL CAPITAL REGION ATHLETIC ASS.  
Second Place..... WESTERN MINDANAO REGION ATHLETIC ASS.  
Third Place..... EASTERN VISAYAS REGION ATHLETIC ASS.  
Fourth Place..... EASTERN VISAYAS REGION ATHLETIC ASS.

Sepak Takraw

First Place..... SOUTHERN TAGALOG REGION ATHLETIC ASS.  
Second Place..... NATIONAL CAPITAL REGION ATHLETIC ASS.  
Third Place..... WESTERN VISAYAS REGION ATHLETIC ASS.  
Fourth Place..... CENTRAL MINDANAO REGION ATHLETIC ASS.

Weightlifting

First Place..... NATIONAL CAPITAL REGION ATHLETIC ASS.  
Second Place..... WESTERN MINDANAO REGION ATHLETIC ASS.  
Third Place..... SOUTHERN TAGALOG REGION ATHLETIC ASS.  
Fourth Place..... WESTERN VISAYAS REGION ATHLETIC ASS.

Swimming Men

First Place..... WESTERN VISAYAS REGION ATHLETIC ASS.  
Second Place..... NATIONAL CAPITAL REGION ATHLETIC ASS.  
Third Place..... SOUTHERN TAGALOG REGION ATHLETIC ASS.  
Fourth Place..... CENTRAL VISAYAS REGION ATHLETIC ASS.

Swimming Women

First Place..... NATIONAL CAPITAL REGION ATHLETIC ASS.  
Second Place..... CENTRAL VISAYAS REGION ATHLETIC ASS.  
Third Place..... WESTERN VISAYAS REGION ATHLETIC ASS.  
Fourth Place..... SOUTHERN TAGALOG REGION ATHLETIC ASS.

Track & Field Men

First Place..... NATIONAL CAPITAL REGION ATHLETIC ASS.  
Second Place..... WESTERN VISAYAS REGION ATHLETIC ASS.  
Third Place..... SOUTHERN TAGALOG REGION ATHLETIC ASS.  
Fourth Place..... CAGAYAN VALLEY REGION ATHLETIC ASS.







Team Winners - 5

Track & Field Boys

First Place..... SOUTHERN TAGALOG REGION ATHLETIC ASS.  
Second Place..... WESTERN VISAYAS REGION ATHLETIC ASS.  
Third Place..... NATIONAL CAPITAL REGION ATHLETIC ASS.  
Fourth Place..... ILOCOS REGION ATHLETIC ASS.

Track & Field Women

First Place..... SOUTHERN TAGALOG REGION ATHLETIC ASS.  
Second Place..... WESTERN VISAYAS REGION ATHLETIC ASS.  
Third Place..... NATIONAL CAPITAL REGION ATHLETIC ASS.  
Fourth Place..... ILOCOS REGION ATHLETIC ASS.

Track & Field Girls

First Place..... SOUTHERN TAGALOG REGION ATHLETIC ASS.  
Second Place..... WESTERN VISAYAS REGION ATHLETIC ASS.  
Third Place..... SOUTHERN MINDANAO REGION ATHLETIC ASS.  
Fourth Place..... CAGAYAN VALLEY REGION ATHLETIC ASS.









CHILDREN'S BASEBALL

<u>Game 1</u>		<u>Innings</u>	<u>Score</u>	<u>Winners</u>
	Central Mindanao Region AA	11231	8	
	Central Visayas Region AA	21222	9	CVIRAA

Game 2

	Eastern Visayas Region AA	02001	3	
	National Capital Region AA	2011	4	NCRAA

Game 3

	Ilocos Norte Region AA	13100	5	
	Northern Mindanao Region AA	22011	6	NMRAA

Game 4

	Central Luzon Region AA	23005	10	CLRAA
	Bicol Region AA	30220	7	

Game 5

	Cagayan Valley Region AA	04000	4	
	Southern Mindanao Region AA	0221	5	SMRAA

Game 6

	W-1 Central Visayas Region AA	01101	3	
	Western Mindanao Region AA	04401	9	WMRAA

Game 7

	W-2 National Capital Region AA	20113	9	NCRAA
	W-3 Northern Mindanao Region AA	40501	8	

Game 8

	W-4 Central Luzon Region AA	10300	4	
	Western Visayas Region AA	10013	5	WVIRAA

Game 9

	W-5 Southern Mindanao Region AA	100	1	
	Southern Tagalog Region AA	472	13	STRAA

Game 10

	L-6 Central Visayas Region AA	10014	6	
	L-2 Eastern Visayas Region AA	10260	9	EVIRAA







Children's Baseball - 2

<u>Game</u>		<u>Innings</u>	<u>Score</u>	<u>Winner</u>
<u>Game 11</u>				
L-1	Central Mindanao Region AA.....	20306	11	
L-3	Ilocos Region AA.....	22910	14	IRAA
<u>Game 12</u>				
L-8	Central Luzon Region AA.....	32132	11	CLRAA
L-9	Cagayan Valley Region AA.....	01000	1	
<u>Game 13</u>				
L-4	Bicol Region AA.....	30000	3	
L-5	Southern Mindanao Region AA.....	00014	4	SEBAA
<u>Game 14</u>				
W-6	Western Mindanao Region AA.....	10302	6	WVRAA
W-7	National Capital Region AA.....	20000	2	
<u>Game 15</u>				
W-8	Western Visayas Region AA.....	2010	3	WVIRAA
W-9	Southern Tagalog Region AA.....	00010	1	
<u>Game 16</u>				
W-10	Eastern Visayas Region AA.....	41003	8	EVIRAA
W-11	Ilocos Region AA.....	22100	5	
<u>Game 17</u>				
W-12	Central Luzon Region AA.....	355	13	CLRAA
W-13	Southern Mindanao Region AA.....	020	2	
<u>Game 18 (Game forfeited)</u>				
W-16	Eastern Visayas Region AA.....	00000	0	
L-15	Southern Tagalog Region AA.....	2311	5	STRAA
<u>Game 19</u>				
L-7	Northern Mindanao Region AA.....	00101	2	
W-17	Central Luzon Region AA.....	00021	3	CLRAA
<u>Game 20</u>				
W-14	Western Mindanao Region AA.....	00000	0	
W-15	Western Visayas Region AA.....	42110	13	WVIRAA









Children's Baseball - 3

<u>Game 21</u>	<u>Innings</u>	<u>Score</u>	<u>Winner</u>
L-14 National Capital Region AA.....10010	.....	2	
W-19 Central Luzon Region AA.....01011	.....	3	CLRAA

Championship Games

<u>Game 22</u>	<u>Innings</u>	<u>Score</u>	<u>Winner</u>
W-18 Southern Tagalog Region AA...0500232	.....	12	STRAA
W-21 Central Luzon Region AA.....0000020	.....	2	

<u>Game 23</u>	<u>Innings</u>	<u>Score</u>	<u>Winner</u>
W-22 Southern Tagalog Region AA...1300120	.....	7	STRAA
L-20 Western Mindanao Region AA...2001201	.....	6	

<u>Game 24</u>	<u>Innings</u>	<u>Score</u>	<u>Winner</u>
W-23 Southern Tagalog Region AA...1000000	.....	1	
W-20 Western Visayas Region AA...4000011	.....	6	WVIRAA

Summary of Results

- First Place ..... WESTERN VISAYAS REGION AA
- Second Place..... SOUTHERN TAGALOG REGION AA
- Third Place..... WESTERN MINDANAO REGION AA
- Fourth Place..... CENTRAL LUZON REGION AA







~~10~~  
**FINAL RESULTS**

EVENTS	IRAA	CAVFA	CLRA	ECRA	STRRA	BRAN	VIRA	CVIRA	EVIRA	IVIRA	MMRA	SMRA	STRA
Childrens Baseball			5		15		20				10		
Boys Baseball					10		15		5	25			
Basketball Men				25	10		5	15					
Basketball Women				25			10				5	15	
Softball Men				10	25		15	5					
Softball Women				15	25		10						5
Volleyball Men				10	15	5	25						
Volleyball Women				10	25		5	15					
Lawn Tennis Men				10	2			6					4
Lawn Tennis Women				6	10			2					4
Table Tennis Men	2			6	10			4					
Table Tennis Women			10	4	2		6						
Badminton Boys			4	10								6	
Badminton Girls				10			4		2			6	
Archery Men				10			6	2				4	
Archery Women			10	4			2	6					
Football				15	5		25						
Boxing							10	1	6			3	
Cycling	3			10				3	6				
Junior Chess	1			3				2					
Senior Chess	2		3				1						
Gymnastics Boys	6			10				1				3	
Gymnastics Girls		6		10				1					3
Sipa Boys				10			4		2	6			
Sepak Takraw				6	10		4						
Weightlifting				10	3		1				6		
Swimming Men				15	10		25	5					
Swimming Women				25	5		10	15					
Track & Field Men		5		30	10		20						
Track & Field Boys	5			10	30		20						
Track & Field Women	5			10	30		20						
Track & Field Girls		5			30		20						10
Total Points	24	16	32	319	282	5	288	83	21	17	27	41	
Rank	9th	11th	7th	1st	3rd	13th	2nd	4th	10th	5th	8th	6th	









BOYS' BASEBALL

<u>Game 1</u>	<u>Innings</u>	<u>Score</u>	<u>Winner</u>
National Capital Region AA .....	01001	.. 2	
Western Visayas Region AA .....	0304	.. 7	... WVRRA
<u>Game 2</u>			
Western Mindanao Region AA .....	01120	.. 4	... WMRRA
Bicol Region AA .....	00000	.. 0	
<u>Game 3</u>			
Ilocos Region AA .....	0010	.. 1	
Eastern Visayas Region AA .....	1110	.. 3	... EVIRRA
<u>Game 4</u>			
Southern Mindanao Region AA .....	02002	.. 4	... SRRRA
Cagayan Valley Region AA .....	01001	.. 2	
<u>Game 5</u>			
Central Mindanao Region AA .....	52031	.. 11	... CMRRA
Central Visayas Region AA .....	30100	.. 4	
<u>Game 6</u>			
W-1 Western Visayas Region AA .....	01000	.. 1	
Central Luzon Region AA .....	20000	.. 2	... CLRRA
<u>Game 7</u>			
W-2 Western Mindanao Region AA .....	14000	.. 5	... WMRRA
W-3 Eastern Visayas Region AA .....	01110	.. 3	
<u>Game 8</u>			
W-4 Southern Mindanao Region AA .....	01000	.. 1	
Southern Tagalog Region AA .....	0021	.. 3	... STRRA
<u>Game 9</u>			
W-5 Central Mindanao Region AA .....	03430	.. 10	
Northern Mindanao Region AA .....	05016	.. 12	... NMRRA
<u>Game 10</u>			
L-6 Western Visayas Region AA .....	1400	.. 5	... WVRRA
L-2 Bicol Region AA .....	00000	.. 0	







Boys Baseball - 2

<u>Game</u>		<u>Innings</u>	<u>Score</u>	<u>Winner</u>
<u>Game 11</u>				
L-1	National Capital Region AA .....	20000	.. 2	... NCRAA
L-3	Ilocos Region AA .....	00001	.. 1	
<u>Game 12</u>				
L-8	Southern Mindanao Region AA .....	200030	.. 5	
L-5	Central Visayas Region AA .....	2201002	.. 7	... CVIRAA
<u>Game 13</u>				
L-4	Cagayan Valley Region AA .....	0200	.. 4	... CAVRAA
L-9	Central Mindanao Region AA .....	00200	.. 2	
<u>Game 14</u>				
W-6	Central Luzon Region AA .....	00000	.. 0	
W-7	Western Mindanao Region AA .....	00001	.. 1	... WIRAA
<u>Game 15</u>				
W-8	Southern Tagalog Region AA .....	51002	.. 8	... STRAA
W-9	Northern Mindanao Region AA .....	00000	.. 0	
<u>Game 16</u>				
W-10	Western Visayas Region AA .....	20220	.. 6	... WVIRAA
W-11	National Capital Region AA .....	20000	.. 2	
<u>Game 17</u>				
W-12	Central Visayas Region AA .....	30000	.. 3	
W-13	Cagayan Valley Region AA .....	3041	.. 8	... CAVRAA
<u>Game 18</u>				
W-16	Western Visayas Region AA .....	1323	.. 9	... WVIRAA
L-15	Northern Mindanao Region AA .....	00030	.. 3	
<u>Game 19</u>				
L-7	Eastern Visayas Region AA .....	1103	.. 5	... EVIRAA
W-17	Cagayan Valley Region AA .....	01000	.. 1	
<u>Game 20</u>				
W-14	Western Mindanao Region AA .....	20000012	.. 5	... WIRAA
W-15	Southern Tagalog Region AA .....	02000010	.. 3	









Boys Baseball - 3

<u>Game 21</u>		<u>Innings</u>	<u>Score</u>	<u>Winner</u>
W-14	Central Luzon Region AA	30000	.. 13	
W-19	Eastern Visayas Region AA	00005	.. 5	EVIRAA

Championship Games

<u>Game 22</u>				
W-18	Western Visayas Region AA	002003	.. 7	WVIRAA
W-21	Eastern Visayas Region AA	0000301	.. 4	

<u>Game 23</u>				
W-22	Western Visayas Region AA	1000000	.. 1	WVIRAA
L-20	Southern Tagalog Region AA	0000000	.. 0	

<u>Game 24</u>				
W-23	Western Visayas Region AA	000002	.. 2	
W-20	Western Mindanao Region AA	420100	.. 7	WVIRAA

Summary of Results

- First Place ..... WESTERN MINDANAO REGION AA
- Second Place ..... WESTERN VISAYAS REGION AA
- Third Place ..... SOUTHERN TAGALOG REGION AA
- Fourth Place ..... EASTERN VISAYAS REGION AA







BASKETBALL LEA

<u>Game 1</u>	<u>First &amp; Second</u>		<u>Score</u>	<u>Winner</u>
	<u>Half</u>			
Southern Mindanao Region AA .....	65	- 48 ..	113 ..	SRAA
Central Mindanao Region AA .....	45	- 51 ..	96	
<u>Game 2</u>				
Northern Mindanao Region AA .....	49	- 40 ..	89 ..	NRRA
Cagayan Valley Region AA .....	32	- 38 ..	70	
<u>Game 3</u>				
Southern Tagalog Region AA .....	37	- 44 ..	81 ..	STRAA
Eastern Visayas Region AA .....	31	- 38 ..	67	
<u>Game 4</u>				
Western Mindanao Region AA .....	43	- 37 ..	80	
Western Visayas Region AA .....	44	- 42 ..	86 ..	WRRAA
<u>Game 5</u>				
Dicol Region AA .....	35	- 31 ..	66	
Ilocos Region AA .....	28	- 42 ..	70 ..	IRAA
<u>Game 6</u>				
W-1 Southern Mindanao Region AA ...	39	- 40 ..	79	
National Capital Region AA .....	58	- 44 ..	102 ..	NCRAA
<u>Game 7</u>				
W-2 Northern Mindanao Region AA ...	35	- 34 ..	69	
W-3 Southern Tagalog Region AA ...	35	- 46 ..	81 ..	STRAA
<u>Game 8</u>				
W-4 Western Visayas Region AA ....	37	- 36 ..	73 ..	WRRAA
Central Luzon Region AA .....	29	- 39 ..	68	
<u>Game 9</u>				
W-5 Ilocos Region AA .....	34	- 48 ..	82	
Central Visayas Region AA .....	41	- 43 ..	84 ..	CVRAA
<u>Game 10</u>				
L-6 Southern Mindanao Region AA ...	45	- 33 ..	78 ..	SRRAA
L-2 Cagayan Valley Region AA .....	25	- 24 ..	49	









Basketball Men - 2

<u>Game 11</u>			<u>First &amp; Second</u>		<u>Score</u>	<u>Winner</u>
			<u>Half</u>			
L-1 Central Mindanao Region AA ...	21	-	39	..	60	
L-3 Eastern Visayas Region AA ...	38	-	37	..	75	EWVRAA
<u>Game 12</u>						
L-8 Central Luzon Region AA .....	26	-	43	..	89	CLRAA
L-5 Micol Region AA .....	24	-	51	..	75	
<u>Game 13</u>						
L-4 Western Mindanao Region AA ...	45	-	43	..	88	WVRAA
L-9 Ilocos Region AA .....	43	-	38	..	81	
<u>Game 14</u>						
W-6 National Capital Region AA ...	39	-	54	..	93	NCRRA
W-7 Southern Tagalog Region AA ...	34	-	57	..	91	
<u>Game 15</u>						
W-8 Western Visayas Region AA ...	39	-	33	..	72	
W-9 Central Visayas Region AA ...	37	-	47	..	84	CVRAA
<u>Game 16</u>						
W-10 Southern Mindanao Region AA ..	47	-	40	..	87	SMRAA
W-11 Eastern Visayas Region AA ...	39	-	30	..	69	
<u>Game 17</u>						
W-12 Central Luzon Region AA .....	35	-	48	..	83	CLRAA
W-13 Western Mindanao Region AA ..	32	-	43	..	75	
<u>Game 18</u>						
W-16 Southern Mindanao Region AA ..	43	-	54	..	97	
L-15 Western Visayas Region AA ..	62	-	46	..	108	WVRAA
<u>Game 19</u>						
L-7 Northern Mindanao Region AA ..	39	-	39	..	78	
W-17 Central Luzon Region AA .....	45	-	52	..	97	CLRAA
<u>Game 20</u>						
W-14 National Capital Region AA ..	48	-	48	..	96	NCRRA
W-15 Central Visayas Region AA ..	34	-	51	..	85	







Basketball Men - 3

<u>Game 21</u>	<u>First &amp; Second</u>		<u>Score</u>	<u>Winner</u>
	<u>Half</u>			
L-14 Southern Tagalog Region AA ...	40	- 30	.. 70	... STRAA
W-19 Central Luzon Region AA .....	39	- 27	.. 66	

Championship Games

<u>Game 22</u>				
W-18 Western Visayas Region AA ...	42	- 30	.. 72	
W-21 Southern Tagalog Region AA ...	39	- 37	.. 76	... STRAA

<u>Game 23</u>				
W-22 Southern Tagalog Region AA ...	21	- 22	.. 43	
L-20 Central Visayas Region AA ...	35	- 27	.. 62	... CVIRAA

<u>Game 24</u>				
W-23 Central Visayas Region AA ...	38	- 44	.. 82	
W-20 National Capital Region AA ...	44	- 39	.. 83	... NCRRA

Summary of Results

First Place .....	NATIONAL CAPITAL REGION AA
Second Place .....	CENTRAL VISAYAS REGION AA
Third Place .....	SOUTHERN TAGALOG REGION AA
Fourth Place .....	WESTERN VISAYAS REGION AA









BASKETBALL WOMEN

<u>Game 1</u>	<u>First &amp; Second</u>		<u>Score</u>	<u>Winner</u>
	<u>Half</u>			
Eastern Visayas Region AA . . . . .	35	- 38	73	EVIRAA
Central Luzon Region AA . . . . .	19	- 37	56	
<u>Game 2</u>				
Southern Tagalog Region AA . . . . .	35	- 23	61	STRAA
Cagayan Valley Region AA . . . . .	25	- 25	50	
<u>Game 3</u>				
Central Visayas Region AA . . . . .	33	- 29	62	CVIRAA
Ilocos Region AA . . . . .	27	- 28	55	
<u>Game 4</u>				
Northern Mindanao Region AA . . . . .	46	- 47	93	NRRAA
Western Mindanao Region AA . . . . .	16	- 29	45	
<u>Game 5</u>				
Dicol Region AA . . . . .	23	- 20	43	
Central Mindanao Region AA . . . . .	48	- 32	80	CMRAA
<u>Game 6</u>				
W-1 Eastern Visayas Region AA . . . . .	31	- 20	51	
Western Visayas Region AA . . . . .	45	- 40	86	WVIRAA
<u>Game 7</u>				
W-2 Southern Tagalog Region AA . . . . .	28	- 17	45	
W-3 Central Visayas Region AA . . . . .	25	- 25	51	CVIRAA
<u>Game 8</u>				
W-4 Northern Mindanao Region AA . . . . .	24	- 33	57	
Southern Mindanao Region AA . . . . .	41	- 29	70	SMRAA
<u>Game 9</u>				
W-5 Central Mindanao Region AA . . . . .	12	- 28	40	
National Capital Region AA . . . . .	41	- 34	75	NCRAA
<u>Game 10</u>				
L-6 Eastern Visayas Region AA . . . . .	27	- 23	50	EVIRAA
L-2 Cagayan Valley Region AA . . . . .	25	- 24	49	







Basketball Women - 2

<u>Game</u>		<u>First &amp; Second</u>		<u>Score</u>	<u>Winner</u>
		<u>Half</u>			
<u>Game 11</u>					
L-1	Central Luzon Region AA . . . . .	34	- 37 . .	71 . .	CLRAA
L-3	Iloco Region AA . . . . .	28	- 36 . .	64	
<u>Game 12</u>					
L-5	Northern Mindanao Region AA . . . . .	34	- 27 . .	61 . .	NLRAA
L-5	Ricol Region AA . . . . .	6	- 12 . .	18	
<u>Game 13</u>					
L-4	Western Mindanao Region AA . . . . .	30	- 33 . .	63	
L-9	Central Mindanao Region AA . . . . .	25	- 35 . .	64 . .	CMRAA
<u>Game 14</u>					
W-6	Western Visayas Region AA . . . . .	29	- 27 . .	56 . .	WVRAA
W-7	Central Visayas Region AA . . . . .	19	- 17 . .	36	
<u>Game 15</u>					
W-8	Southern Mindanao Region AA . . . . .	24	- 22 . .	46	
W-9	National Capital Region AA . . . . .	24	- 28 . .	52 . .	NCRAA
<u>Game 16</u>					
W-10	Eastern Visayas Region AA . . . . .	34	- 39 . .	73 . .	EVRAA
W-11	Central Luzon Region AA . . . . .	24	- 33 . .	57	
<u>Game 17</u>					
W-12	Northern Mindanao Region AA . . . . .	32	- 46 . .	78 . .	NMRAA
W-13	Central Mindanao Region AA . . . . .	37	- 31 . .	68	
<u>Game 18</u>					
W-16	Eastern Visayas Region AA . . . . .	15	- 28 . .	43	
L-15	Southern Mindanao Region AA . . . . .	45	- 40 . .	85 . .	SMRAA
<u>Game 19</u>					
L-7	Southern Tagalog Region AA . . . . .	27	- 13 . .	30	
W-17	Northern Mindanao Region AA . . . . .	27	- 29 . .	56 . .	NCRAA
<u>Game 20</u>					
W-14	Western Visayas Region AA . . . . .	26	- 26 . .	51	
W-15	National Capital Region AA . . . . .	31	- 34 . .	65 . .	NCRAA









Backetball Women - 3

<u>Game 21</u>	<u>First &amp; Second</u>		<u>Score</u>	<u>Winner</u>
	<u>Half</u>			
L-14 Central Visayas Region AA . . . . .	25	- 28	53	
N-19 Northern Mindanao Region AA . . . . .	44	- 24	68	SMRAA

Championship Games

<u>Game 22</u>				
W-18 Southern Mindanao Region AA . . . . .	31	- 20	51	SMRAA
N-21 Northern Mindanao Region AA . . . . .	12	- 27	39	

<u>Game 23</u>				
N-22 Southern Mindanao Region AA . . . . .	47	- 35	86	SMRAA
L-20 Western Visayas Region AA . . . . .	33	- 23	56	

<u>Game 24</u>				
W-23 Southern Mindanao Region AA . . . . .	27	- 18	45	SMRAA
N-20 National Capital Region AA . . . . .	19	- 24	43	

<u>Game 25 (Play-Off)</u>				
Southern Mindanao Region AA . . . . .	25	- 23	48	
National Capital Region AA . . . . .	27	- 22	49	NCRAA

Summary of Results

- First Place . . . . NATIONAL CAPITAL REGION AA
- Second Place . . . . SOUTHERN MINDANAO REGION AA
- Third Place . . . . WESTERN VISAYAS REGION AA
- Fourth Place . . . . NORTHERN MINDANAO REGION AA







SOFTBALL MEN

<u>Game 1</u>	<u>Innings</u>	<u>Scores</u>	<u>Winner</u>
Ilocos Region AA . . . . .	0/500 . . . . .	9 . . . . .	ICAA
Central Luzon Region AA . . . . .	00000 . . . . .	0 . . . . .	
<u>Game 2</u>			
National Capital Region AA . . . . .	20300 . . . . .	5 . . . . .	NCRAA
Northern Mindanao Region AA . . . . .	00001 . . . . .	1 . . . . .	
<u>Game 3</u>			
Central Mindanao Region AA . . . . .	00020 . . . . .	2 . . . . .	
Western Mindanao Region AA . . . . .	23100 . . . . .	6 . . . . .	W-MRAA
<u>Game 4</u>			
Bicol Region AA . . . . .	1/2012 . . . . .	9 . . . . .	BRRAA
Eastern Visayas Region AA . . . . .	20020 . . . . .	4 . . . . .	
<u>Game 5</u>			
Southern Mindanao Region AA . . . . .	1/4200 . . . . .	10 . . . . .	SMRAA
Cagayan Valley Region AA . . . . .	30100 . . . . .	4 . . . . .	
<u>Game 6</u>			
W-1 Ilocos Region AA . . . . .	00000 . . . . .	0 . . . . .	
Western Visayas Region AA . . . . .	2115 . . . . .	9 . . . . .	WVIRAA
<u>Game 7</u>			
W-2 National Capital Region AA . . . . .	10000 . . . . .	1 . . . . .	NCRAA
W-3 Western Mindanao Region AA . . . . .	00000 . . . . .	0 . . . . .	
<u>Game 8</u>			
W-4 Bicol Region AA . . . . .	11020 . . . . .	4 . . . . .	
Central Visayas Region AA . . . . .	21011 . . . . .	5 . . . . .	CVIRAA
<u>Game 9</u>			
W-5 Southern Mindanao Region AA . . . . .	000 . . . . .	0 . . . . .	
Southern Tagalog Region AA . . . . .	03-13 . . . . .	16 . . . . .	STRRAA
<u>Game 10</u>			
L-6 Ilocos Region AA . . . . .	04101 . . . . .	6 . . . . .	
L-2 Northern Mindanao Region AA . . . . .	05504 . . . . .	14 . . . . .	NMRAA









Softball Men - 2

<u>Game</u>		<u>Innings</u>	<u>Score</u>	<u>Winner</u>
	L-1 Central Luzon Region AA . . . . .	00000 . . . . .	0	
	L-3 Central Mindanao Region AA . . . . .	04/11 . . . . .	10 . . . . .	CMRAA
<u>Game 12</u>				
	L-6 Bicol Region AA . . . . .	40/01 . . . . .	3 . . . . .	BRRA
	I-5 Cagayan Valley Region AA . . . . .	10/00 . . . . .	1	
<u>Game 13</u>				
	E-4 Eastern Visayas Region AA . . . . .	09/02 . . . . .	5 . . . . .	EVIRAA
	S-9 Southern Mindanao Region AA . . . . .	10/00 . . . . .	1	
<u>Game 14</u>				
	W-6 Western Visayas Region AA . . . . .	02/0 . . . . .	2 . . . . .	WVIRAA
	N-7 National Capital Region AA . . . . .	00/00 . . . . .	0	
<u>Game 15</u>				
	W-8 Central Visayas Region AA . . . . .	0000/01 . . . . .	1	
	S-9 Southern Tagalog Region AA . . . . .	000/02 . . . . .	2 . . . . .	STRAA
<u>Game 16</u>				
	W-10 Northern Mindanao Region AA . . . . .	010/0 . . . . .	2	
	W-11 Central Mindanao Region AA . . . . .	002/0 . . . . .	3 . . . . .	CMRAA
<u>Game 17</u>				
	W-12 Bicol Region AA . . . . .	000/02 . . . . .	2 . . . . .	BRRA
	W-13 Eastern Visayas Region AA . . . . .	00000 . . . . .	0	
<u>Game 18</u>				
	W-16 Central Mindanao Region AA . . . . .	03100 . . . . .	1	
	L-15 Central Visayas Region AA . . . . .	01001 . . . . .	5 . . . . .	CVIRAA
<u>Game 19</u>				
	L-7 Western Mindanao Region AA . . . . .	34/014 . . . . .	12 . . . . .	WMBAA
	W-17 Bicol Region AA . . . . .	10000 . . . . .	1	
<u>Game 20</u>				
	W-14 Western Visayas Region AA . . . . .	00000 . . . . .	0	
	W-15 Southern Tagalog Region AA . . . . .	300/11 . . . . .	5 . . . . .	STRAA







Softball Men - 3

<u>Game</u>		<u>Innings</u>	<u>Score</u>	<u>Winner</u>
<u>Game 21</u>				
	L-14 National Capital Region AA	01000	1	NCRAL
	W-19 Western Mindanao Region AA	00000	0	
<u>Game 22</u>				
	W-18 Central Visayas Region AA	0006000	6	
	W-21 National Capital Region AA	3101110	7	NCRAL
<u>Game 23</u>				
	W-22 National Capital Region AA	1002000	3	
	L-20 Western Visayas Region AA	0013100	5	WTRAL
<u>Game 24</u>				
	W-23 Western Visayas Region AA	0000000	0	
	W-20 Southern Tagalog Region AA	1100000	2	STRAL

Summary of Results

First Place . . . .	SOUTHERN TAGALOG REGION AA
Second Place . . . .	WESTERN VISAYAS REGION AA
Third Place . . . .	NATIONAL CAPITAL REGION AA
Fourth Place . . . .	CENTRAL VISAYAS REGION AA









SOFTBALL WOMEN

<u>Game 1</u>	<u>Innings</u>	<u>Score</u>	<u>Winner</u>
Western Mindanao Region AA . . . . .	21033 . . . . .	9 . . . . .	WMBAA
Central Visayas Region AA . . . . .	20000 . . . . .	2 . . . . .	
<u>Game 2</u>			
Southern Mindanao Region AA . . . . .	20400 . . . . .	6 . . . . .	SMRBA
Bicol Region AA . . . . .	00120 . . . . .	5 . . . . .	
<u>Game 3</u>			
Ilocos Region AA . . . . .	1164 . . . . .	12 . . . . .	IRBA
Cagayan Valley Region AA . . . . .	0002 . . . . .	2 . . . . .	
<u>Game 4</u>			
Eastern Visayas Region AA . . . . .	12006 . . . . .	9 . . . . .	EVIRBA
Central Mindanao Region AA . . . . .	01000 . . . . .	1 . . . . .	
<u>Game 5</u>			
Central Luzon Region AA . . . . .	00020 . . . . .	2 . . . . .	
Northern Mindanao Region AA . . . . .	1002 . . . . .	3 . . . . .	NMBAA
<u>Game 6</u>			
W-1 Western Mindanao Region AA . . . . .	00000 . . . . .	0 . . . . .	
National Capital Region AA . . . . .	0063 . . . . .	9 . . . . .	NCRBA
<u>Game 7</u>			
W-2 Southern Mindanao Region AA . . . . .	0120 . . . . .	3 . . . . .	SMRBA
W-3 Ilocos Region AA . . . . .	00000 . . . . .	0 . . . . .	
<u>Game 8</u>			
W-4 Eastern Visayas Region AA . . . . .	00200 . . . . .	2 . . . . .	
Southern Tagalog Region AA . . . . .	02901 . . . . .	12 . . . . .	STRBA
<u>Game 9</u>			
W-5 Northern Mindanao Region AA . . . . .	00100 . . . . .	1 . . . . .	
Western Visayas Region AA . . . . .	00120 . . . . .	3 . . . . .	WVIRBA
<u>Game 10</u>			
W-6 Western Mindanao Region AA . . . . .	300021 . . . . .	6 . . . . .	WMBAA
L-2 Bicol Region AA . . . . .	005000 . . . . .	5 . . . . .	







Softball Women - 2

<u>Game</u>		<u>Innings</u>	<u>Score</u>	<u>Winner</u>
<u>Game 11</u>	L-1 Central Visayas Region AA	20151	9	CVRAA
	L-3 Cagayan Valley Region AA	00000	0	
<u>Game 12</u>	L-3 Eastern Visayas Region AA	02000	2	
	L-5 Central Luzon Region AA	2030	5	CLRAA
<u>Game 13</u>	L-4 Central Mindanao Region AA	220	4	
	L-9 Northern Mindanao Region AA	21-11	14	MBRA
<u>Game 14</u>	M-6 National Capital Region AA	20000	2	NCRAA
	M-7 Southern Mindanao Region AA	00000	0	
<u>Game 15</u>	M-8 Southern Tagalog Region AA	00220	4	STRAA
	M-9 Western Visayas Region AA	00000	0	
<u>Game 16</u>	M-10 Western Mindanao Region AA	12012	6	MBRA
	M-11 Central Visayas Region AA	00101	2	
<u>Game 17</u>	M-12 Central Luzon Region AA	10000	1	
	M-13 Northern Mindanao Region AA	20010	3	MBRA
<u>Game 18</u>	M-16 Western Mindanao Region AA	02000	2	
	L-15 Western Visayas Region AA	30000	3	WVRAA
<u>Game 19</u>	L-7 Ilocos Region AA	0031	4	IRRA
	M-17 Northern Mindanao Region AA	00110	2	
<u>Game 20</u>	M-14 National Capital Region AA	10000	1	
	M-15 Southern Tagalog Region AA	01200	3	STRAA









Softball Women - 3

<u>Game 21</u>		<u>Innings</u>	<u>Score</u>	<u>Winner</u>
L-14	Southern Mindanao Region AA	002011	4	SRMA
W-19	Ilocos Region AA	300000	3	

Championship Games

Game 22

W-18	Western Visayas Region AA	106430	14	WVIRAA
W-21	Southern Mindanao Region AA	000012	3	

Game 23

W-22	Western Visayas Region AA	1020201	6	
L-20	National Capital Region AA	013500	9	NORMA

Game 24

W-23	National Capital Region AA	0001110	3	
W-20	Southern Tagalog Region AA	4010020	7	STRAM

Summary of Results

First Place	SOUTHERN TAGALOG REGION AA
Second Place	NATIONAL CAPITAL REGION AA
Third Place	WESTERN VISAYAS REGION AA
Fourth Place	SOUTHERN MINDANAO REGION AA







VOLLETBALL MEN

<u>Game</u>	<u>Teams</u>	<u>Sets Won</u>	<u>Score</u>	<u>Winner</u>
<u>Game 1</u>	Northern Mindanao Region AA	12-4	0	NORMA
	Western Mindanao Region AA	15-15	2	
<u>Game 2</u>	Eastern Visayas Region AA	10-9	0	SEVIA
	Southern Mindanao Region AA	15-15	2	
<u>Game 3</u>	Ilocos Region AA	2-6	0	STRAN
	Southern Tagalog Region AA	15-15	2	
<u>Game 4</u>	Bicol Region AA	15-11-15	2	BRAN
	Central Luzon Region AA	6-15-13	1	
<u>Game 5</u>	Central Mindanao Region AA	3-7	0	CAMPAN
	Cagayan Valley Region AA	15-15	2	
<u>Game 6</u>	W-1 Western Mindanao Region AA	9-15-16	2	WINDAN
	Central Visayas Region AA	15-9-14	1	
<u>Game 7</u>	H-2 Southern Mindanao Region AA	6-4	0	STRAN
	H-3 Southern Tagalog Region AA	15-15	2	
<u>Game 8</u>	H-4 Bicol Region AA	8-5	0	NORMA
	National Capital Region AA	15-15	2	
<u>Game 9</u>	W-5 Cagayan Valley Region AA	3-3	0	WINDAN
	Western Visayas Region AA	15-15	2	
<u>Game 10</u>	L-6 Central Visayas Region AA	15-15	2	CVIRAN
	L-2 Eastern Visayas Region AA	4-2	0	









Volleyball Men - 2

<u>Game</u>		<u>Sets Won</u>	<u>Score</u>	<u>Winner</u>
<u>Game 11</u>				
L-1	Northern Mindanao Region AA . . . . .	15-10-15 . . . . .	2 . . . . .	NRMA
L-3	Ilocos Region AA . . . . .	5-15-0 . . . . .	1 . . . . .	
<u>Game 12</u>				
L-8	Bicol Region . . . . .	15-15 . . . . .	2 . . . . .	BCMA
L-5	Central Mindanao Region AA . . . . .	6-12 . . . . .	0 . . . . .	
<u>Game 13</u>				
L-4	Central Luzon Region AA . . . . .	15-12-12 . . . . .	1 . . . . .	
L-9	Cagayan Valley Region AA . . . . .	11-16-15 . . . . .	2 . . . . .	CVRMA
<u>Game 14</u>				
W-6	Western Mindanao Region AA . . . . .	7-7 . . . . .	0 . . . . .	
W-7	Southern Tagalog Region AA . . . . .	15-15 . . . . .	2 . . . . .	STRMA
<u>Game 15</u>				
W-8	National Capital Region AA . . . . .	. . . . .	. . . . .	
W-9	Western Visayas Region AA . . . . .	. . . . .	2 . . . . .	WVRMA
<u>Game 16</u>				
W-10	Central Visayas Region AA . . . . .	15-15 . . . . .	2 . . . . .	CVRMA
W-11	Northern Mindanao Region AA . . . . .	3-4 . . . . .	0 . . . . .	
<u>Game 17</u>				
W-12	Bicol Region AA . . . . .	15-15 . . . . .	2 . . . . .	BRMA
W-13	Cagayan Valley Region AA . . . . .	3-3 . . . . .	0 . . . . .	
<u>Game 18</u>				
W-16	Central Visayas Region AA . . . . .	7-5 . . . . .	0 . . . . .	
L-15	National Capital Region AA . . . . .	15-15 . . . . .	2 . . . . .	NCRMA
<u>Game 19</u>				
L-7	Southern Mindanao Region AA . . . . .	16-10-7 . . . . .	1 . . . . .	
W-17	Bicol Region AA . . . . .	11-15-15 . . . . .	2 . . . . .	BRMA
<u>Game 20</u>				
W-14	Southern Tagalog Region AA . . . . .	. . . . .	. . . . .	
W-15	Western Visayas Region AA . . . . .	. . . . .	2 . . . . .	WVRMA







Volleyball Men - 3

<u>Game 21</u>		<u>Sets Won</u>	<u>Score</u>	<u>Winner</u>
L-14	Western Mindanao Region AA	6-15-9	1	
W-19	Bicol Region AA	15-8-15	2	BICOL

Championship Games

Game 22

W-18	National Capital Region AA	15-5-15-10	3	NCRAA
W-21	Bicol Region AA	1-15-6-17	1	

Game 23

W-22	National Capital Region AA	15-13-15-2-4	2	
L-20	Southern Tagalog Region AA	10-15-8-15-15	3	STRAG

Game 24

W-23	Southern Tagalog Region AA	17-15-12-12	1	
L-20	Western Visayas Region AA	16-11-15-15	3	WVAAA

Summary of Results

First Place	WESTERN VISAYAS REGION AA
Second Place	SOUTHERN TAGALOG REGION AA
Third Place	NATIONAL CAPITAL REGION AA
Fourth Place	BICOL REGION AA









VOLLEYBALL TOURNAMENT

<u>Game 1</u>	<u>Sets Won</u>	<u>Score</u>	<u>Winner</u>
Central Luzon Region AA . . . . .	15-15	2 . . .	CLRAA
Eastern Visayas Region AA . . . . .	8-8	0	
<u>Game 2</u>			
Bicol Region AA . . . . .	6-4	0	
Northern Mindanao Region AA . . . . .	13-13	2 . . .	NORMA
<u>Game 3</u>			
Cagayan Valley Region AA . . . . .	14-1	0	
Western Visayas Region AA . . . . .	16-15	2 . . .	WVIRAA
<u>Game 4</u>			
Western Mindanao Region AA . . . . .	15-15	2 . . .	WPMRA
Southern Mindanao Region AA . . . . .	9-8	0	
<u>Game 5</u>			
Ilocos Region AA . . . . .	15-15	2 . . .	IRAA
Central Mindanao Region AA . . . . .	4-10	0	
<u>Game 6</u>			
N-1 Central Luzon Region AA . . . . .	6-4	0	
Central Visayas Region AA . . . . .	15-15	2 . . .	CVIRAA
<u>Game 7</u>			
N-2 Northern Mindanao Region AA . . . . .	12-15-6	1	
N-3 Western Visayas Region AA . . . . .	15-11-15	2 . . .	WVIRAA
<u>Game 8</u>			
N-4 Western Mindanao Region AA . . . . .	3-12	0	
National Capital Region AA . . . . .	15-15	2 . . .	NCRRA
<u>Game 9</u>			
N-5 Ilocos Region AA . . . . .	1-0	0	
Southern Tagalog Region AA . . . . .	15-15	2 . . .	STRRA
<u>Game 10</u>			
L-6 Central Luzon Region AA . . . . .	15-15	2 . . .	CLRAA
L-2 Bicol Region AA . . . . .	10-6	0	







Volleyball Women - 2

<u>Game 12</u>	<u>Sets Won</u>	<u>Score</u>	<u>Winner</u>
L-1 Eastern Visayas Region AA . . .	15-9-13 . . .	1	
L-3 Cagayan Valley Region AA . . .	7-15-15 . . .	2	CVVRA
<u>Game 12</u>			
L-8 Western Mindanao Region AA . . .	15-15 . . .	2	WMRA
L-5 Central Mindanao Region AA . . .	6-4 . . .	0	
<u>Game 13</u>			
L-4 Southern Mindanao Region AA . . .	15-1 . . .	2	SMRA
L-9 Ilocos Region AA . . . . .	4-2 . . .	0	
<u>Game 14</u>			
W-6 Central Visayas Region AA . . .	15-15 . . .	2	CVVRA
W-7 Western Visayas Region AA . . .	6-4 . . .	0	
<u>Game 15</u>			
W-8 National Capital Region . . .	13-15-15 . . .	2	NCRRA
W-9 Southern Tagalog Region AA . . .	15-12-6 . . .	1	
<u>Game 16</u>			
W-10 Central Luzon Region AA . . .	15-15 . . .	2	CLRA
W-11 Cagayan Valley Region AA . . .	4-13 . . .	0	
<u>Game 17</u>			
W-12 Western Mindanao Region AA . . .	15-15 . . .	2	WMRA
W-13 Southern Mindanao Region AA . . .	6-12 . . .	0	
<u>Game 18</u>			
W-16 Central Luzon Region AA . . .	1-0 . . .	0	
L-15 Southern Tagalog Region AA . . .	15-15 . . .	2	STRRA
<u>Game 19</u>			
L-7 Northern Mindanao Region AA . . .	15-3-15 . . .	1	
W-17 Western Mindanao Region AA . . .	5-15-15 . . .	2	WMRA
<u>Game 20</u>			
W-14 Central Visayas Region AA . . .	15-8-15 . . .	2	CVVRA
W-15 National Capital Region AA . . .	1-15-9 . . .	1	









Volleyball Women - 3

<u>Game 21</u>		<u>Sets Won</u>	<u>Score</u>	<u>Winner</u>
L-14 Western Visayas Region AA	.	11-15-15	. . . 2	WVMAA
W-19 Western Mindanao Region AA	.	15-5-6	. . . 1	

Championship Games

Game 22

W-18 Southern Tagalog Region AA	.	15-15-17	. . . 3	STMAA
W-21 Western Visayas Region AA	.	11-5-15	. . . 0	

Game 23

W-22 Southern Tagalog Region AA	.	7-15-12-15-15	3	STMAA
L-20 National Capital Region AA	.	15-5-15-0-8	2	

Game 24

W-23 Southern Tagalog Region AA	.	0-12-15-15-15	3	STMAA
W-20 Central Visayas Region AA	.	15-15-12-13-13	2	

Game 25 (Play-Off)

Southern Tagalog Region AA	.	15-13-15-15	3	STMAA
Central Visayas Region AA	.	7-15-8-11	1	

Summary of Results

First Place	.	.	.	SOUTHERN TAGALOG REGION AA
Second Place	.	.	.	CENTRAL VISAYAS REGION AA
Third Place	.	.	.	NATIONAL CAPITAL REGION AA
Fourth Place	.	.	.	WESTERN VISAYAS REGION AA







FOOTBALL

First & Second Score  
Half

Game 1

Northern Mindanao Region AA ..... 3 - 2 ... 5 ... NMRAA  
Cagayan Valley Region AA ..... 0 - 1 ... 1

Game 2

Central Mindanao Region AA ..... 0 - 2 ... 2 ... CMRAA  
Eastern Visayas Region AA ..... 0 - 0 ... 0

Game 3

Southern Tagalog Region AA ..... 0 - 1 ... 1 ... STRAA  
National Capital Region AA ..... 0 - 0 ... 0

Game 4

Central Luzon Region AA ..... 1 - 0 ... 1 ... CLRAA  
Iloilo Region AA ..... 0 - 0 ... 0

Game 5

Bicol Region AA ..... 0 - 0 ... 0  
Western Mindanao Region AA ..... 1 - 1 ... 2 ... WMRAA

Game 6

N-1 Northern Mindanao Region AA .. 0 - 2 ... 2 ... NMRAA  
Central Visayas Region AA ..... 0 - 0 ... 0

Game 7

N-2 Central Mindanao Region AA ... 0 - 2 ... 2 ... CMRAA  
N-3 Southern Tagalog Region AA ... 0 - 1 ... 1

Game 8

N-4 Central Luzon Region AA ..... 0 - 0 ... 0  
Southern Mindanao Region AA ..... 1 - 3 ... 4 ... SMRAA

Game 9

N-5 Western Mindanao Region AA ... 0 - 0 ... 0  
Western Visayas Region AA ..... 0 - 3 ... 3 ... WVRRAA

Game 10

L-6 Central Visayas Region AA .... 1 - 1 ... 2 ... CVRRAA  
L-2 Eastern Visayas Region AA ..... 0 - 0 ... 0









Football - 2

	<u>First &amp; Second</u>	<u>Score</u>	<u>Winner</u>
	<u>Half</u>		
<u>Game 11</u>			
L-1 Cagayan Valley Region AA	.... 1 - 0	... 1	
L-3 National Capital Region AA	.. 2 - 3	... 5	.. NCRAA
<u>Game 12</u>			
L-8 Central Luzon Region AA	..... 0 - 0	... 0	
L-5 Bicol Region AA	..... 2 - 1	... 3	.. BRAA
<u>Game 13</u>			
L-4 Ilocos Region AA	..... 0 - 1	... 1	
L-9 Western Mindanao Region AA	.. 0 - 3	... 3	.. WMRAA
<u>Game 14</u>			
W-6 Northern Mindanao Region AA	.. 1 - 1	... 2	
W-7 Central Mindanao Region AA	.. 1 - 3	... 4	.. CMRAA
<u>Game 15</u>			
W-8 Southern Mindanao Region AA	.. 0 - 0	... 0	
W-9 Western Visayas Region AA	.... 0 - 2	... 2	.. WVIRAA
<u>Game 16</u>			
W-10 Central Visayas Region AA	.... 0 - 0	... 0	
W-11 National Capital Region AA	.. 0 - 2	... 2	.. NCRAA
<u>Game 17</u>			
W-12 Bicol Region AA	..... 0 - 0	... 0	
W-13 Western Mindanao Region AA	.. 1 - 1	... 2	.. WMRAA
<u>Game 18</u>			
W-16 National Capital Region AA	.. 2 - 2	... 3	.. NCRAA
L-15 Southern Mindanao Region AA	.. 0 - 0	... 0	
<u>Game 19</u>			
I-7 Southern Tagalog Region AA	.. 0 - 1	... 1	.. STRAA
W-17 Western Mindanao Region AA	.. 0 - 0	... 0	
<u>Game 20</u>			
W-14 Central Mindanao Region AA	.. 1 - 0	... 1	
W-15 Western Visayas Region AA	.... 2 - 2	... 4	.. WVIRAA







Football - 3

<u>Game 21</u>	<u>First &amp; Second</u>		<u>Score Winner</u>
	<u>Half</u>		
L-14 Northern Mindanao Region AA	0	0	0
W-19 Southern Tagalog Region AA	1	2	3 .. STRAA

Game                      Championship Game

<u>Game 22</u>			
W-18 National Capital Region AA	1	1	2 .. NCRAA
W-21 Southern Tagalog Region AA	0	1	1

<u>Game 23</u>			
W-22 National Capital Region AA	1	1	2 .. NCRAA
L-20 Central Mindanao Region AA	0	0	0

<u>Game 24</u>			
W-23 National Capital Region AA	0	0	0
W-20 Western Visayas Region AA	3	2	5 .. WVIRAA

Summary of Results

First Place .... WESTERN VISAYAS REGION AA  
Second Place .... NATIONAL CAPITAL REGION AA  
Third Place .... CENTRAL MINDANAO REGION AA  
Fourth Place ... SOUTHERN TAGALOG REGION AA









LAWN TENNIS MEN

Game 1

	<u>Sets</u>	<u>Won</u>	<u>Score</u>	<u>Winner</u>
Western Mindanao Region AA .....	14	41	.. 0	
Southern Tagalog Region AA .....	65	66	.. 2 ..	STRAA

Game 2

Eastern Visayas Region AA .....	644	13	.. 0	
Central Mindanao Region AA .....	656	66	.. 2 ..	CMPAA

Game 3

Cagayan Valley Region AA .....	21	11	.. 0	
Southern Mindanao Region AA .....	66	66	.. 2 ..	SNRAA

Game 4

Ilocos Region AA .....	466	666	.. 2 ..	BRAA
Ilocos Region AA .....	623	724	.. 0	

Game 5

Northern Mindanao Region AA .....	67	646	.. 2 ..	NTRAA
Western Visayas Region AA .....	36	161	.. 0	

Game 6

W-1 Southern Tagalog Region AA ....	24	20	.. 0	
National Capital Region AA .....	56	66	.. 2 ..	NCRAA

Game 7

W-2 Central Mindanao Region AA ....	42	33	.. 0	
W-3 Southern Mindanao Region AA ...	66	66	.. 2 ..	SMRAA

Game 8

X-4 Ilocos Region AA .....	562	57	572	.. 1	
Central Visayas Region AA .....	725	36	566	.. 2 ..	CVIRAA

Game 9

N-5 Northern Mindanao Region AA ...	63	10	.. 0	
Central Luzon Region AA .....	66	66	.. 2 ..	CLRAA

Game 10

L-6 Southern Tagalog Region AA ....	77	66	.. 2 ..	SIRAA
L-2 Eastern Visayas Region AA .....	55	10	.. 0	







League Tennis Men - 2

Game No.	Sets Won	Score	Winner
<u>Game 13</u>			
L-1 Western Mindanao Region AA	66-267	.. 2	WMRAA
L-3 Carayan Valley Region AA	11-0:3	.. 0	
<u>Game 14</u>			
L-5 Davao Region AA			
L-6 Northern Visayas Region AA (won by default)	2	..	WVTRAA
<u>Game 15</u>			
L-4 Iloron Region AA	14-52	.. 0	
L-8 Northern Mindanao Region AA	50-76	.. 2	NMRAA
<u>Game 16</u>			
M-6 National Capital Region AA	66-64-262	.. 1	
M-7 Southern Mindanao Region AA	00-76-626	.. 2	SMRAA
<u>Game 17</u>			
M-5 Central Visayas Region AA	02-646-65	.. 2	CVIRAA
M-9 Central Luzon Region AA	66-362-44	.. 1	
<u>Game 18</u>			
M-10 Southern Tagalog Region AA	66-56	.. 2	STRAA
M-11 Western Mindanao Region AA	21-23	.. 0	
<u>Game 19</u>			
M-12 Visayas Region AA	552-21	.. 0	
M-13 Luzon Region AA	746-56	.. 2	LMRAA
<u>Game 20</u>			
M-16 Southern Tagalog Region AA	44-776-77	.. 2	STRAA
M-15 Central Luzon Region AA	66-463-65	.. 1	
<u>Game 21</u>			
M-14 Central Mindanao Region AA	12-15	.. 0	
M-17 Northern Mindanao Region AA	55-67	.. 2	NMRAA
<u>Game 22</u>			
M-18 Northern Mindanao Region AA	743-67-41	.. 1	
M-15 Central Visayas Region AA	666-16-66	.. 2	CVIRAA









Lawn Tennis Men - 3

<u>Game 21</u>		<u>Sets Won</u>	<u>Score</u>	<u>Winner</u>
L-14	National Capital Region AA ...	76-525	.. 2 ..	NCRRA
M-15	Northern Mindanao Region LI ..	63-260	.. 0	

Championship Games

Game 22

M-15	Southern Tagalog Region IA ...	36-02	.. 0	
M-21	National Capital Region AA ...	67-66	.. 2 ..	NCRRA

Game 23

M-22	National Capital Region AA ....	66-66	.. 2 ..	NCRRA
L-20	Southern Mindanao Region AA ...	31-20	.. 0	

Game 24

M-23	National Capital Region AA ...	66-667	.. 2 ..	NCRRA
M-20	Central Visayas Region AA ....	32-475	.. 0	

Game 25 (Play-Off)

National Capital Region AA .....	66-66	.. 2 ..	NCRRA
Central Visayas Region AA .....	32-23	.. 0	

Summary of Results

First Place .... NATIONAL CAPITAL REGION AA  
Second Place ... CENTRAL VISAYAS REGION AA  
Third Place .... SOUTHERN MINDANAO REGION AA  
Fourth Place ... SOUTHERN TAGALOG REGION AA







LAWN TENNIS WOMEN

Game 1

	<u>Sets Won</u>	<u>Score</u>	<u>Winner</u>
Central Luzon Region AA .....	11-65-645	.. 2	.. CLRAA
Western Mindanao Region AA .....	65-00-562	.. 1	

Game 2

Eastern Visayas Region AA .....	66-66	.. 2	.. EVIRAA
Cagayan Valley Region AA .....	15-30	.. 0	

Game 3

Central Mindanao Region AA .....	716-12-66	.. 2	.. CMRAA
Northern Mindanao Region AA .....	564-56-44	.. 1	

Game 4

National Capital Region AA .....	66-645	.. 2	.. NCRAA
Western Visayas Region AA .....	00-151	.. 0	

Game 5

Iloos Region AA .....	66-703-644	.. 1	
Sicool Region AA .....	72-666-266	.. 2	.. SRAA

Game 6

W-1 Central Luzon Region AA .....	66-22-41	.. 1	
Southern Mindanao Region AA .....	43-66-66	.. 2	.. SMRAA

Game 7

W-2 Eastern Visayas Region AA .....	77-626	.. 2	.. EVIRAA
W-3 Central Mindanao Region AA .....	66-262	.. 0	

Game 8

W-4 National Capital Region AA	(Game forfeited)	2	.. NCRAA
Central Visayas Region AA		0	

Game 9

W-5 Sicool Region AA .....	00-00	.. 0	
Southern Tagalog Region AA .....	66-66	.. 2	.. STRAA

Game 10

L-6 Central Luzon Region AA .....	66-76	.. 2	.. CLRAA
L-2 Cagayan Valley Region AA .....	20-53	.. 0	

















Lawn Tennis Women - 3

<u>Game 21</u>	<u>Sets Won</u>	<u>Score</u>	<u>Winner</u>
L-14 Eastern Visayas Region AA .....	11-11 ..	0	
W-19 Central Visayas Region AA .....	66-66 ..	2 ..	CVIRAA

Championship Games

<u>Game 22</u>			
W-18 National Capital Region AA .....	66-66 ..	2 ..	NCRAA
W-21 Central Visayas Region AA .....	22-12 ..	0	

<u>Game 23</u>			
W-22 National Capital Region AA .....	66-77- ..	2	NCRAA
L-20 Southern Mindanao Region AA .....	12-35 ..	0	

<u>Game 24</u>			
W-23 National Capital Region AA .....	66-613-33 ..	1	
W-20 Southern Tagalog Region AA .....	10-166-66 ..	2 ..	STRAA

Summary of Results

First Place .... SOUTHERN TAGALOG REGION AA  
Second Place ... NATIONAL CAPITAL REGION AA  
Third Place .... SOUTHERN MINDANAO REGION AA  
Fourth Place ... CENTRAL VISAYAS REGION AA









TABLE TENNIS MEN

<u>Game 1</u>	<u>Sets Won</u>	<u>Score</u>	<u>Winner</u>
Cagayan Valley Region AA.....	17,19-4,5 .....	0	
Ilocos Region AA .....	21,21-21,21 .....	2 ..	IRAA
<u>Game 2</u>			
Central Mindanao Region AA .....	21,21-8,15-16,21,19....	2	
Central Luzon Region AA .....	16,11-21,21-21,16,21 ..	2 ..	CLRAA
<u>Game 3</u>			
Eastern Visayas Region AA .....	14,21,9-20,8 .....	0	
Central Visayas Region AA .....	21,19,21-22,21 .....	2 ..	CVIRAA
<u>Game 4</u>			
Western Mindanao Region AA ...	21,19,21-19,21,22 .....	2 ..	WMRAA
Bicol Region AA .....	16,2,13-21,11,20 .....	0	
<u>Game 5</u>			
Northern Mindanao Region AA ..	11,12-16,17 .....	0	
Southern Mindanao Region AA ..	21,21-21,21 .....	2 ..	SMRAA
<u>Game 6</u>			
W-1 Ilocos Region AA .....	24,16,20-21,21-21,21 ..	2 ..	IRAA
Western Visayas Region AA ....	22,21,22-12,18-15,12 ..	1	
<u>Game 7</u>			
W-2 Central Luzon Region AA ..	17,15-14,5 .....	0	
W-3 Central Visayas Region AA.	21,21-21,21 .....	2 ..	CVIRAA
<u>Game 8</u>			
W-4 Western Mindanao Region AA.	19,19-11,15 .....	0	
Southern Tagalog Region AA ....	21,21-21,21 .....	2 ..	STRAA
<u>Game 9</u>			
W-5 Southern Mindanao Region AA	20,21,11-15,11 .....	0	
National Capital Region AA ....	22,15,21-21,21 .....	2 ..	NCRAA
<u>Game 10</u>			
L-6 Western Visayas Region AA .	21,21-21,21 .....	2 ..	WVIRAA
L-2 Central Mindanao Region AA.	13,13-12,13 .....	0	







Table Tennis Men - 2

<u>Game</u>	<u>Opp</u>	<u>Sets</u>	<u>Score</u>	<u>Winner</u>
<u>Game 11</u>				
L-1	Cagayan Valley Region AA	14,15-13,18	0	
L-3	Eastern Visayas Region AA	21,21-21,21	2	EVIRAA
<u>Game 12</u>				
L-2	Western Mindanao Region AA	21,21-17,20-21,15,21.2	2	WMRAA
L-5	Northern Mindanao Region AA	5,16-21,22-17,21,17..1		
<u>Game 13</u>				
L-4	Ilocos Region AA	17,14-21,21-21,21	2	BRAA
L-9	Southern Mindanao Region AA	21,21-12,19-17-15	1	
<u>Game 14</u>				
W-6	Ilocos Region AA	12,11-16,16	0	
W-7	Central Visayas Region AA	21,21-21,21	2	CVIRAA
<u>Game 15</u>				
W-8	Southern Tagalog Region AA	20,13-14,19	0	
W-9	National Capital Region AA	22,21-21,21	2	NCRAA
<u>Game 16</u>				
W-10	Western Visayas Region AA	21,21-21,21	2	WVIRAA
W-11	Eastern Visayas Region AA	10,13-14,12	0	
<u>Game 17</u>				
W-12	Western Mindanao Region AA	11,21,21-18,21,21	2	WMRAA
W-13	Ilocos Region AA	21,19,16-21,10,13	0	
<u>Game 18</u>				
W-16	Western Visayas Region AA	19,8-23,21,20	0	
L-15	Southern Tagalog Region AA	21,21-25,14,22	2	STRAA
<u>Game 19</u>				
L-7	Central Luzon Region AA	16,9-16,21,21-15,17. 1		
W-17	Western Mindanao Region AA	21,21-21,12,16-21,21.2	2	WMRAA
<u>Game 20</u>				
W-14	Central Visayas Region AA	9,11-10,19	0	
W-15	National Capital Region AA	21,21-21-21	2	NCRAA









Table Tennis Men - 3

<u>Game 21</u>		<u>Sets Won</u>	<u>Score</u>	<u>Winner</u>
L-14 Ilocos Region AA	.....	22, 16, 21-29, 11, 21	.....	2 .. IRAA
W-19 Western Mindanao Region AA	.	20, 21, 19-26, 21, 18	..	0

Champion Games

Game 22

W-18 Southern Tagalog Region AA	.	17, 21, 21-21, 21	.....	2 .. STRAA
W-21 Ilocos Region AA	.....	21, 12, 17-16, 12	.....	0

Game 23

W-22 Southern Tagalog Region AA	.	21, 21-21, 21	.....	2 .. STRAA
L- Central Visayas Region AA	....	15, 7-16, 17	.....	0

Game 24

W-23 Southern Tagalog Region AA	.	21, 21-19, 9-18, 23, 21	.	2 .. STRAA
W-20 National Capital Region AA	.	18, 14-21, 21-21, 21, 19, 1		

Game 25 (Play-Off)

National Capital Region AA	.....	16, 21, 21-15, 22-17, 18, 1		
Southern Tagalog Region AA	.....	21, 18, 21-21, 21-21, 21, 2	..	STRAA

Summary of Results

First Place ..... SOUTHERN TAGALOG REGION AA  
 Second Place .... NATIONAL CAPITAL REGION AA  
 Third Place ..... CENTRAL VISAYAS REGION AA  
 Fourth Place .... ILOCOS REGION AA







TABLE TENNIS WOMEN

<u>Game 1</u>	<u>Sets Won</u>	<u>Score</u>	<u>Winner</u>
Southern Mindanao Region AA ..	16, 22-21, 21-21, 16, 13 ...	1	
Southern Tagalog Region AA ..	21, 21-17, 17-15, 21, 21 ...	2 ..	STRAA
<u>Game 2</u>			
Western Visayas Region AA ...	21, 21-21, 21, 15-21, 21, 21 ..	2 ..	WVIRAA
Ilocos Region AA .....	10, 9-14, 17, 21-11, 23, 11 ..	1	
<u>Game 3</u>			
Central Visayas Region AA ..	16, 21, 21-21, 21 .....	2 ..	CVRTAA
Central Mindanao Region AA ..	21, 13, 15-15, 16 .....	0	
<u>Game 4</u>			
Eastern Visayas Region AA ..	15, 12-11, 16 .....	0	
Cagayan Valley Region AA ...	21, 21-21, 21 .....	2 ..	CAVRAA
<u>Game 5</u>			
Northern Mindanao Region AA ..	21, 25-2, 12, 18-21, 19, 21 ..	2 ..	NRRAA
Ilocos Region AA .....	15, 23-10, 21, 21-16, 21, 8 ..	1	
<u>Game 6</u>			
W-1 Southern Tagalog Region AA ..	23, 21-21, 22 .....	2 ..	STRAA
Central Luzon Region AA .....	21, 11-15, 20 .....	0	
<u>Game 7</u>			
W-2 Western Visayas Region AA ..	21, 21-0, 12-21, 21 ...	2 ..	WVIRAA
W-3 Central Visayas Region AA ..	15, 8-21, 21-14, 13 ..	1	
<u>Game 8</u>			
W-4 Cagayan Valley Region AA ...	22, 10- 9, 18 .....	0	
National Capital Region AA .....	21, 21-21, 21 .....	2 ..	NCRAA
<u>Game 9</u>			
W-5 Northern Mindanao Region AA ..	10, 14-21, 21-21, 17, 21 ..	2 ..	NRRAA
Western Mindanao Region AA .....	21, 21-17, 9-18, 21, 15 ..	1	
<u>Game 10</u>			
L-6 Central Luzon Region AA ..	21, 21-21, 18, 21 .....	2 ..	CLRAA
L-2 Ilocos Region AA .....	19, 15-21, 21, 17 .....	0	









Table Tennis Women - 2

<u>Game</u>		<u>Sets</u>	<u>Won</u>	<u>Score</u>	<u>Winner</u>
<u>Game 11</u>					
L-1	Southern Mindanao Region AA ..	21, 21-18, 16-21, 21	.....	2	SMRAA
L-3	Central Mindanao Region AA ..	19, 8-21, 21-14, 14	.....	1	
<u>Game 12</u>					
L-8	Cagayan Valley Region AA ....	12, 13-19, 21-14, 21, 21	..	1	
L-5	Ilocos Region AA .....	21, 21-21, 16-21, 17, 21	..	2	IRAA
<u>Game 13</u>					
L-4	Eastern Visayas Region AA ...	15, 17-21, 21, 16	.....	0	
L-9	Western Mindanao Region AA ..	21, 21-18-19, 21	.....	2	WVRAA
<u>Game 14</u>					
W-6	Southern Tagalog Region AA ..	21, 21-19, 21, 13-15, 23	..	1	
W-7	Western Visayas Region AA ...	16, 21-21, 16, 21-21, 25	..	2	WVIRAA
<u>Game 15</u>					
W-8	National Capital Region AA ..	8, 21, 21-21, 3-21, 21	...	2	NCRRAA
W-9	Northern Mindanao Region AA .	10, 3, 8-21, 21-14, 16	.....	1	
<u>Game 16</u>					
W-10	Central Luzon Region AA ....	21, 21-21, 21	.....	2	NCRRAA
W-11	Southern Mindanao Region AA.	10, 11-18, 16	.....	0	
<u>Game 17</u>					
W-12	Ilocos Region AA .....	17, 18-21, 21-21, 17, 15	..	0	
W-13	Western Mindanao Region AA .	21, 21-12, 15, 19, 21, 21	..	2	WVRAA
<u>Game 18</u>					
W-16	Central Luzon Region AA ....	21, 21-21, 21	.....	2	CLRAA
L-15	Northern Mindanao Region AA.	8, 12-15, 11	.....	0	
<u>Game 19</u>					
L-7	Central Visayas Region AA ...	21, 4, 18-21, 21-21, 11, 21.	2	..	CVIRAA
W-17	Northern Mindanao Region AA.	18, 21, 21-8, 12-18, 21, 13.	2	..	
<u>Game 20</u>					
W-14	Western Visayas Region AA ..	16, 21, 21-21, 21	.....	2	WVIRAA
W-15	National Capital Region AA .	21, 11, 10-11, 13	.....	0	







Table Tennis Women - 3

<u>Game 21</u>	<u>Sets Won</u>	<u>Score</u>	<u>Winner</u>
L-14 Southern Tagalog Region AA..	21, 13, 5-21, 21-21, 21	.. 2	.. STRAA
W-19 Central Visayas Region AA ..	19, 21, 21-7, 15-14, 12	.. 1	

Championship Games

<u>Game 22</u>			
N-18 Central Luzon Region AA .....	9, 13-21, 21-21, 21	..... 2	.. CLRAA
N-21 Southern Tagalog Region AA ..	21, 21-15, 16-15, 13	..... 1	

<u>Game 23</u>			
N-22 Central Luzon Region AA .....	21, 21-14, 23, 14-21, 21	.. 2	.. CLRAA
L-20 National Capital Region AA ..	8, 10-21, 21, 21-12, 21	.. 1	

<u>Game 24</u>			
N-23 Central Luzon Region AA .....	21, 19, 21-21, 21	..... 2	.. CLRAA
N-20 Western Visayas Region AA ..	18, 21, 15-13, 15	..... 0	

<u>Game 25 (Play-Off)</u>			
Central Luzon Region AA .....	21, 24-17, 21, 22	..... 2	.. CLRAA
Western Visayas Region AA .....	14, 22-21, 14, 20	..... 0	

Summary of Results

- First Place ..... CENTRAL LUZON REGION AA
- Second Place ..... WESTERN VISAYAS REGION AA
- Third Place ..... NATIONAL CAPITAL REGION AA
- Fourth Place ..... SOUTHERN TAGALOG REGION AA









BADMINTON BOYS

<u>Game 1</u>	<u>Sets Won</u>	<u>Scores</u>	<u>Winners</u>
Southern Tagalog Region AA ...	15, 15-15, 4, 14-10, 5	....	1
Bicol Region AA .....	5, 6-11, 15, 15-15, 15	....	2 .. BRAA
<u>Game 2</u>			
Western Visayas Region AA ....	15, 15-15, 15	.....	2 .. NWIRAA
Southern Mindanao Region AA ..	5, 6-11, 9	.....	0
<u>Game 3</u>			
Ilocos Region AA .....	3, 10-15, 12, 3	.....	0
Central Mindanao Region AA ...	15, 15- 6, 15, 15	.....	2 .. CRRAA
<u>Game 4</u>			
Eastern Visayas Region AA ....	10, 16- 5, 15, 12	.....	0
Cagayan Valley Region AA .....	15, 18-15, 11, 15	.....	2 .. CRRAA
<u>Game 5</u>			
Central Visayas Region AA ....	8, 5-17, 9, 15-15	6, 15 ..	1
Western Mindanao Region AA ...	15, 15-16, 15, 12- 9, 15, 18	..	2 WMRRA
<u>Game 6</u>			
N-1 Bicol Region AA .....	6, 4-11, 1	.....	0
Central Luzon Region AA .....	15, 15-15, 15	.....	2 .. CLRAA
<u>Game 7</u>			
N-2 Western Visayas Region AA.	15, 7, 15-13, 3-10, 7	... ..	1
N-3 Central Mindanao Region AA.	4, 15, 8-15, 15-15, 15	... ..	2 .. CRRAA
<u>Game 8</u>			
N-4 Cagayan Valley Region AA .	6, 6-1, 5	.....	0
Northern Mindanao Region AA ..	15, 15-15, 15	.....	2 .. NWIRAA
<u>Game 9</u>			
N-5 Western Mindanao Region AA.	1, 9-4, 6	.....	0
National Capital Region AA ....	15, 15-15, 15	.....	2 .. NCRRA
<u>Game 10</u>			
L-6 Bicol Region AA .....	15, 15- 9, 3-15, 15	.....	2 .. BRRA
L-2 Southern Mindanao Region AA.	9, 2-15, 15- 8, 9	.....	1



|

|



Badminton Boys - 2

<u>Game 11</u>		<u>Sets Won</u>	<u>Score</u>	<u>Winner</u>
L-1	Southern Tagalog Region AA ...	15, 15-15, 15	..... 2	.. STRAA
L-3	Ilocos Region AA .....	2, 12- 1, 5	..... 0	

Game 12

L-5	Cagayan Valley Region AA .....	5, 15, 9-15, 3, 7	..... 0	
L-7	Central Visayas Region AA .....	15, 6, 15-10, 15, 15	..... 2	.. CVTRAA

Game 13

L-4	Western Visayas Region AA .....	13, 10- 1, 6	..... 0	
L-9	Western Mindanao Region AA ...	15, 18-13, 15	..... 2	.. WMRAA

Game 14

W-6	Central Luzon Region AA .....	17, 15-15, 15	..... 2	.. CLRAA
W-7	Central Mindanao Region AA ...	16, 14-13, 2	..... 0	

Game 15

W-8	Northern Mindanao Region AA ..	15, 14, 15- 1, 2- 2, 2, 1		
W-9	National Capital Region AA ...	7, 18, 8-15, 15-15, 15..	2	.. NCRRA

Game 16

W-10	Iloilo Region AA .....	9, 2-15, 15-15, 11, 18	..2	.. IRRAA
W-11	Southern Tagalog Region AA ..	15, 15- 4, 12- 1, 15, 16	..1	

Game 17

W-12	Central Visayas Region AA ...	15, 15-12, 10-15, 15	.... 2	.. CVTRAA
W-13	Western Mindanao Region AA .	12, 12-15, 15- 3, 8	..... 1	

Game 18

W-16	Escal Region AA .....	3, 3- 2, 7	..... 0	
L-15	Northern Mindanao Region AA ..	15, 15-15, 15	..... 2	.. NMRRA

Game 19

L-7	Western Visayas Region AA ...	12, 18, 15-15, 11, 8- 4, 11	. 1	
W-17	Central Visayas Region AA ..	15, 13, 13- 9, 15, 13-15, 15	. 2	.. CVTRAA

Game 20

W-14	Central Luzon Region AA .....	2, 2-14, 15, 15- 3, 2	... 1	
W-15	National Capital Region AA .	15, 15-18, 8, 3-15, 15	.. 2	.. NCRRA









Badminton Boys - 3

<u>Game 21</u>		<u>Sets Won</u>	<u>Score</u>	<u>Winner</u>
L-14	Central Mindanao Region AA ...	15, 15-15, 7, 15	... 2	.. CXRAA
W-19	Central Visayas Region AA ....	4, 11-12, 15, 3	... 0	

Championship Games

Game 22

N-18	Northern Mindanao Region AA ..	13, 15, 15-15, 15	... 2	.. NCRAA
W-21	Central Mindanao Region AA ...	15, 4, 12- 7, 2	.... 0	

Game 23

W-22	Northern Mindanao Region AA ..	15, 15-15, 15	..... 2	.. MNRAA
L-20	Central Luzon Region AA .....	4, 4- 5, 10	..... 0	

Game 24

W-23	Northern Mindanao Region AA ..	3, 3- 3, 12	..... 0	
W-20	National Capital Region AA ...	15, 15-15, 15	..... 2	.. NCRAA

Summary of Results

First Place ..... NATIONAL CAPITAL REGION AA  
Second Place .... NORTHERN MINDANAO REGION AA  
Third Place ..... CENTRAL LUZON REGION AA  
Fourth Place .... CENTRAL MINDANAO REGION AA







BADMINTON GIRLS

<u>Game 1</u>	<u>Sets Won</u>	<u>Score</u>	<u>Winner</u>
Ilocos Region AA .....	11,11- 9,11,11 .....	2 ..	IRAA
Cincol Region AA .....	5, 0-11, 9, 4 .....	0	
<u>Game 2</u>			
Cagayan Valley Region AA ....	11,11- 8, 6-13, 4 .....	0	
Eastern Visayas Region AA ...	0, 1-11, 11-15,15 .....	2 ..	EVIRAA
<u>Game 3</u>			
Central Luzon Region AA .....	8,13- 4, 2 .....	0	
Central Visayas Region AA ...	11,11-11,11 .....	2 ..	CVIRAA
<u>Game 4</u>			
Western Visayas Region AA ...	11,10, 9-11,10,11-15,15 ..	2 ..	WVIRAA
Southern Mindanao Region AA .	7,13,11- 6,12, 1- 3, 3 ..	1	
<u>Game 5</u>			
Central Mindanao Region AA ..	0,10-11,11- 7,10,15 .....	2 ..	CMRAA
Western Mindanao Region AA ..	11,12- 4, 6-15,16, 0 .....	1	
<u>Game 6</u>			
W-1 Ilocos Region AA .....	2, 4- 0, 0 .....	0	
National Capital Region AA ..	11,11-11,11 .....	2 ..	NCRRAA
<u>Game 7</u>			
W-2 Eastern Visayas Region AA ..	3, 6-11,11,11-13,15 ...	2 ..	EVIRAA
W-3 Central Visayas Region AA ..	11,11- 9,12, 4-17,11 ...	1	
<u>Game 8</u>			
W-4 Western Visayas Region AA ..	11,11-11,11 .....	2 ..	WVIRAA
Southern Tagalog Region AA .....	0, 3- 2, 1 .....	0	
<u>Game 9</u>			
W-5 Central Mindanao Region AA .	2, 3- 1, 6 .....	0	
Northern Mindanao Region AA ....	11,11-11,11 .....	2 ..	MMRAA
<u>Game 10</u>			
L-6 Ilocos Region AA .....	6, 5- 4, 2 .....	0	
L-2 Cagayan Valley Region AA ...	11,11-11,11 .....	2 ..	CAVRAA









Badminton Girls - 2

<u>Game</u>	<u>Sets Won</u>	<u>Score</u>	<u>Winner</u>
<u>Game 11</u>			
L-1 Bicol Region AA .....	3, 1- 3,10 .....	0	
L-3 Central Luzon Region AA .....	11,11-11,11 .....	2 ..	CLRAA
<u>Game 12</u>			
L-6 Southern Tagalog Region AA .	2, 4- 3, 3 .....	0	
L-5 Western Mindanao Region AA .	11,11-11,11 .....	2 ..	WMRAA
<u>Game 13</u>			
L-Southern Mindanao Region AA ..	11,11- 8, 6-15,15 .....	2 ..	SMRAA
L-3 Central Mindanao Region AA .	2, 3-11,11-11, 8 .....	1	
<u>Game 14</u>			
N-6 National Capital Region AA .	11,11-11,11 .....	2 ..	NCRAA
N-7 Eastern Visayas Region AA ..	0, 3- 0, 2 .....	0	
<u>Game 15</u>			
N-3 Western Visayas Region AA ..	8, 0- 4,11, 6 .....	0	
N-5 Northern Mindanao Region AA,	11,11-11, 0,11 .....	2 ..	NMRAA
<u>Game 16</u>			
N-10 Cagayan Valley Region AA ..	11,11-12, 1, 6-15,15 ..	2 ..	CAVRAA
N-11 Central Luzon Region AA ...	3, 2-10,11,11-11,11 ..	1	
<u>Game 17</u>			
N-12 Northern Mindanao Region AA.	11,11- 4,11,12 .....	2 ..	NMRAA
N-13 Southern Mindanao Region AA.	2, 3-11, 4,10 .....	0	
<u>Game 18</u>			
N-16 Cagayan Valley Region AA ...	5,12, 4- 5,12,11- 5, 7, .	1	
L-15 Western Visayas Region AA ..	11,11,11-11,10, 8-15,15 ..	2 ..	WVIRAA
<u>Game 19</u>			
L-7 Central Visayas Region AA ..	11,11-11,11 .....	2 ..	CVIRAA
N-17 Western Mindanao Region AA.	0, 2- 3, 6 .....	0	
<u>Game 20</u>			
N-14 National Capital Region AA.	11,11-11,11, 8-15,15 ..	2 ..	NCRAA
N-15 Northern Mindanao Region AA.	0, 0- 4,12,11- 3, 4 ..	1	







Badminton Girls - 3

<u>Game 21</u>	<u>Sets Won</u>	<u>Score</u>	<u>Winner</u>
L-14 Eastern Visayas Region AA ..	11,6,12-1,4-12,15,15 ..	2 ..	EVIRAA
W-19 Central Visayas Region AA ..	2,11,10-11,11-15,11,2. 1		

Championship Games

Game 22

W-16 Western Visayas Region AA ..	4,11,11-11,11 .....	2 ..	WVIRAA
W-21 Eastern Visayas Region AA ..	11, 3, 5- 1, 9 .....	1	

Game 23

W-22 Western Visayas Region AA ..	9, 2-11, 2,11-14 ....	1	
L-20 Northern Mindanao Region AA.	12,11-5,11, 8-17,15 ..	2 ..	NMIRAA

Game 24

W-23 Northern Mindanao Region AA.	0, 0-11, 8, 6 .....	0	
W-20 National Capital Region AA..	11,11- 7,11,11 .....	2 ..	NCRAA

Summary of Results

First Place .... NATIONAL CAPITAL REGION AA  
Second Place ... NORTHERN MINDANAO REGION AA  
Third Place .... WESTERN VISAYAS REGION AA  
Fourth Place ... EASTERN VISAYAS REGION AA









SIPA BOYS

<u>Game</u>	<u>Sets Won</u>	<u>Score</u>	<u>Winner</u>
<u>Game 1</u>			
Eastern Visayas Region AA .....	4, 21, 21-21, 16, 22 .....	2 ..	EVIBAA
Northern Mindanao Region AA .....	21, 9, 16-17, 21, 20 .....	1	
<u>Game 2</u>			
Southern Tagalog Region AA .....	21, 21-21, 22 .....	2 ..	STHAA
Central Luzon Region AA .....	12, 9-13, 20 .....	0	
<u>Game 3</u>			
Central Visayas Region AA .....	16, 4-17, 16 .....	0	
Northern Mindanao Region AA .....	21, 21-21, 21 .....	2 ..	NTBAA
<u>Game 4</u>			
Southern Mindanao Region AA .....	21, 21-21, 17, 15-21, 21..	2 ..	SMBAA
Ilocos Region AA .....	12, 13-19, 21, 21- 7-12..	1	
<u>Game 5</u>			
Cagayan Valley Region AA .....	21, 15, 21-12, 21, 21 .....	2 ..	CAVRAA
Central Mindanao Region AA .....	15, 21, 12-21, 9, 13 .....	0	
<u>Game 6</u>			
E-1 Eastern Visayas Region AA .....	15, 20, 20-21, 21-21, 21..	2 ..	EVIBAA
Ilocos Region AA .....	21, 13, 22-17, 11-16, 19..	1	
<u>Game 7</u>			
E-2 Southern Tagalog Region AA .....	21, 21, 17-11, 14 .....	0	
E-3 Southern Mindanao Region AA .....	10, 21, 21-21, 21 .....	2 ..	SMBAA
<u>Game 8</u>			
E-4 Southern Mindanao Region AA .....	10, 21, 12-15, 15 .....	0	
National Capital Region AA .....	21, 16, 21-21, 21 .....	2 ..	NCRBA
<u>Game 9</u>			
E-5 Cagayan Valley Region AA .....	(Winner by Default) .....	0	
		2 ..	EVIBAA
<u>Game 10</u>			
E-6 Ilocos Region AA .....	13, 13-21, 21-21, 21 .....	2 ..	IRBA
E-7 Central Luzon Region AA .....	21, 21-13, 13-13, 13 .....	1	







Sipa Boys - 2

<u>Game</u>	<u>Region</u>	<u>Score</u>	<u>Winner</u>
L-1	Northern Mindanao Region	21, 23-22, 19-, 19, 21, 21...	2 .. BFAA
L-3	Central Visayas Region	12, 20-21, 21-21, 12, 18 ...	1

Game 12

L-2	Southern Mindanao Region	21, 21-21, 1-21, 21 .....	2 .. BFAA
L-5	Central Mindanao Region	12, 13-23, 21- 3, 4 .....	1

Game 13

L-4	Bicol Region	23, 17, 8-21, 21-11, 17....	1
L-9	Cagayan Valley Region	21, 21, 21- 3, 17-23, 21 ...	2 .. CMLAA

Game 14

L-6	Eastern Visayas Region	14, 21, 9-21, 21- , 17....	1
L-7	Western Mindanao Region	21, 12, 21-15, 11-21, 21....	2 .. BFAA

Game 15

L-8	National Capital Region	17, 15-21, 21-15, 19 .....	1
L-10	Western Visayas Region	21, 21-23, 16-21, 21 .....	2 .. VILAA

Game 16

L-11	Ilocos Region	19, 21, 21-21, 21 .....	2 .. ICAA
L-11	Northern Mindanao Region	21, 12, 18-15, 14 .....	0

Game 17

L-12	Southern Mindanao Region	21, 21-21, 13, 10-21, 21....	2 .. BFAA
L-13	Cagayan Valley Region	12, 13-15, 21, 21-12, 7....	1

Game 18

L-14	Ilocos Region	11, 21, 14-13, 13 .....	1
L-15	National Capital Region	21, 12, 21-21, 21 .....	2 .. NCRAA

Game 19

L-7	Southern Tagalog Region	21, 23-21, 17, 13-18, 21, 16	1
L-17	Southern Mindanao Region	12, 12-17, 21, 21-21, 12, 21	2 .. BFAA

Game 20

L-14	Western Mindanao Region	21, 21-12, 15-21, 21 .....	2 .. BFAA
L-15	Eastern Visayas Region	12, 12-15, 17 .....	1









Semi Finals - 3

<u>Game 21</u>		<u>Sets Won</u>	<u>Score</u>	<u>Winner</u>
L-14 Eastern Visayas Region AA	..	21, 21-21, 21	..... 2	.. NCRMA
S-19 Southern Mindanao Region AA		15, 10-10, 15	..... 0	

Championship Game

<u>Game 22</u>				
W-18 National Capital Region AA	..	21, 21-21, 21	..... 2	.. NCRMA
W-21 Eastern Visayas Region AA	..	11, 17-14, 12	..... 0	

<u>Game 23</u>				
W-22 National Capital Region AA	..	21, 19-21, 19, 21-17, 21, 21	..... 2	.. NCRMA
L-20 Western Visayas Region AA	...	23, 21-14, 21, 16-21, 13, 17	..... 1	

<u>Game 24</u>				
W-23 National Capital Region AA	..	21, 21-21, 21	..... 2	.. NCRMA
W-20 Western Mindanao Region AA	..	18, 13-16, 17	..... 0	

<u>Game 25 (Play-Off)</u>				
National Capital Region AA	.....	15, 21, 15-21, 21-21, 21	..... 2	.. NCRMA
Western Mindanao Region AA	.....	21, 9, 21-12, 9-19, 16	..... 1	

Summary of Results

- First Place .... NATIONAL CAPITAL REGION AA
- Second Place ... WESTERN MINDANAO REGION AA
- Third Place .... EASTERN VISAYAS REGION AA
- Fourth Place ... EASTERN VISAYAS REGION AA







SEPAK TUNGGAH

<u>Game 1</u>	<u>Sets Won</u>	<u>Score</u>	<u>Winner</u>
Davao Region AA	18 - 15	2	EVIRAA
Nicol Region AA	17 - 7	0	

Game 2

Ilocos Region AA	9 - 6	0	
Southern Tagalog Region AA	15 - 15	2	STIRAA

Game 3

Cagayan Valley Region AA	3 - 10	0	
Eastern Visayas Region AA	15 - 15	2	EVIRAA

Game 4

Central Mindanao Region AA	15 - 16 - 17	2	CRIRAA
Central Luzon Region AA	12 - 15 - 14	1	

Game 5

Northern Mindanao Region AA	15 - 15	2	NRIRAA
Central Visayas Region AA	9 - 0	0	

Game 6

M-1 Eastern Visayas Region AA	15 - 8 - 17	2	EVIRAA
Western Mindanao Region AA	7 - 15 - 14	1	

Game 7

M-2 Southern Tagalog Region AA	6 - 15	0	
M-3 Eastern Visayas Region AA	15 - 18	2	EVIRAA

Game 8

M-4 Central Mindanao Region AA	8 - 15 - 15	2	CRIRAA
Southern Mindanao Region AA	15 - 8 - 7	1	

Game 9

M-5 Northern Mindanao Region AA	5 - 14	0	
National C-3 Region AA	15 - 18	2	NRIRAA

Game 10

M-6 Western Mindanao Region AA	18 - 15	2	WRIRAA
M-7 Ilocos Region AA	17 - 12	0	









Sapak T. 1997 - 2

<u>Game 11</u>		<u>Sets Won</u>	<u>Score</u>	<u>Winner</u>
L-1 Mindanao Region AA	8 - 15 - 12	1		
L-3 Cagayan Valley Region AA	15 - 9 - 15	2		CAVIAA

Game 12

L-4 Southern Mindanao Region AA	15 - 15	2		SOUA
L-5 Central Visayas Region AA	3 - 6	0		

Game 13

L-2 Central Luzon Region AA	2 - 17 - 7	1		
L-9 Negros Occidental Region AA	15 - 16 - 15	2		NEGA

Game 14

L-6 Eastern Visayas Region AA	0 - 15	0		
L-7 Western Visayas Region AA	15 - 15	2		WVIAA

Game 15

L-8 Central Mindanao Region AA	7 - 2	0		
L-9 National Capital Region AA	15 - 15	2		NCRAA

Game 16

L-10 Northern Mindanao Region AA	10 - 5	0		
L-11 Cagayan Valley Region AA	15 - 15	2		CAVIAA

Game 17

L-12 Southern Mindanao Region AA	10 - 7	0		
L-13 Northern Mindanao Region AA	15 - 15	2		NCRAA

Game 18

L-16 Cagayan Valley Region AA	3 - 15 - 9	1		
L-15 Central Mindanao Region AA	15 - 12 - 15	2		CAVIAA

Game 19

L-7 Southern Tagalog Region AA	15 - 17	2		SUTA
L-17 Northern Mindanao Region AA	5 - 14	0		

Game 20

L-14 Western Visayas Region AA	8 - 15 - 6	1		
L-15 National Capital Region AA	15 - 3 - 15	2		NCRAA







Sports Takraw - 3

<u>Game 21</u>		<u>Sets Won</u>	<u>Score</u>	<u>Winner</u>
L-18	Western Visayas Region AA	2 - 2	0	
L-19	Southern Tagalog Region AA	15 - 15	2	STRAA

Championship Games

Game 22

L-18	Central Mindanao Region AA	7 - 3	0	
L-21	Southern Tagalog Region AA	15 - 15	2	STRAA

Game 23

L-22	Southern Tagalog Region AA	15 - 12 - 15	2	STRAA
L-20	Western Visayas Region AA	7 - 15 - 3	1	

Game 24

L-23	Southern Tagalog Region AA	15 - 17	2	STRAA
L-20	National Capital Region AA	8 - 15	0	

Game 25 (Play-Off)

	Southern Tagalog Region AA	10 - 15 - 15	2	STRAA
	National Capital Region AA	15 - 10 - 8	1	

Summary of Results

- First Place .... SOUTHERN TAGALOG REGION AA
- Second Place ... NATIONAL CAPITAL REGION AA
- Third Place .... WESTERN VISAYAS REGION AA
- Fourth Place ... CENTRAL MINDANAO REGION AA









RESULTS IN ARCHERY

Men's Division

First Place - NATIONAL CAPITAL REGION AA

<u>Archers</u>	<u>Points</u>
Fernan Barronchoa ....	1,207
Artasio Guerrero .....	1,163
Karl Luchasco .....	1,118
Total	3,506

Second Place - CENTRAL VISAYAS REGION AA

<u>Archers</u>	<u>Points</u>
Clint Sayo .....	1,078
Jiffy Jaud .....	1,071
Ronald Yngson .....	1,071
Total	3,222

Third Place - NORTHERN MINDANAO REGION AA

<u>Archers</u>	<u>Points</u>
Amos Sabuga .....	1,107
Herbert Dumaguiling .....	1,040
Adolf Ahas .....	1,022
Total	3,175

Fourth Place - CENTRAL VISAYAS REGION AA

<u>Archers</u>	<u>Points</u>
Edgardo Lamora .....	1,057
Leon Victor Flores ....	1,053
Tarciso Tero .....	1,012
Total	3,105

Summary of Results

First Place ... NATIONAL CAPITAL REGION AA  
Second Place ... CENTRAL VISAYAS REGION AA  
Third Place ... NORTHERN MINDANAO REGION AA  
Fourth Place ... CENTRAL VISAYAS REGION AA







Archery - Women's Division

First Place - CENTRAL LUPON REGION AA

<u>Archers</u>	<u>Points</u>
Julia de la Cruz .....	1,031
Richardson, Marie .....	1,002
Lan, Rosales .....	<u>1,001</u>
Total	3,034

Second Place - CENTRAL VISAYAS REGION AA

<u>Archers</u>	<u>Points</u>
Jo Ann Chan .....	1,013
Agnes de Castro .....	983
Reelyn Balbon .....	<u>913</u>
Total	2,909

Third Place - NATIONAL CAPITAL REGION AA

<u>Archers</u>	<u>Points</u>
Margarita Guerrero .....	1,036
Elizabeth Reyes .....	926
Max, Limón .....	<u>911</u>
Total	2,873

Fourth Place - EASTERN VISAYAS REGION AA

<u>Archers</u>	<u>Points</u>
Heile Palacios .....	1,017
Margarie Villar .....	963
Julinda Blase .....	<u>888</u>
Total	2,868

Summary of Results

First Place ... CENTRAL LUPON REGION AA  
Second Place .. CENTRAL VISAYAS REGION AA  
Third Place ... NATIONAL CAPITAL REGION AA  
Fourth Place .. EASTERN VISAYAS REGION AA









RESULTS IN CHESS

Junior

<u>Place</u>	<u>Competitor</u>	<u>Delegation</u>	<u>Final Score</u>
First ...	Engr. Zubo Gano	NGCAA	4 points
Second ..	Derlow Nazara	CVIWA	4 points
Third ...	Daniel Gutierrez	ISA	3.5 points

Summary of Results

First Place ... NATIONAL CAPITAL REGION AA  
Second Place .. CENTRAL VISAYAS REGION AA  
Third Place ... ILOCOS REGION AA

Senior

<u>Place</u>	<u>Competitor</u>	<u>Delegation</u>	<u>Final Score</u>
First ...	Richard Ruano	CIWA	4 points
Second ..	Belma Valencia	ISA	4 points
Third ...	Rodrigo Adriano	CVIWA	3.5 points

Summary of Results

First Place ... CENTRAL LUZON REGION AA  
Second Place .. ILOCOS REGION AA  
Third Place ... CENTRAL VISAYAS REGION AA







RESULTS IN CYCLING

1,000 M. Road Race (Amateur)

<u>Place</u>	<u>Competitor</u>	<u>Delegation</u>	<u>Time</u>
1.	Juno Sam Liza .....	CVIRAA .....	1:07.00
2.	Ugnilo Fernandez .....	STRAA .....	1:07.09
3.	James Redoble .....	CVIRAA .....	1:08.07
4.	Orlen Tugay .....	STRAA .....	1:08.09

50 K. Massed Start

<u>Place</u>	<u>Competitor</u>	<u>Delegation</u>	<u>Time</u>
1.	Isopoldo Lorenzo .....	NCAA .....	1:09.32
2.	Juno Liza .....	CVIRAA .....	1:10.12
3.	Florante Salas .....	IRAA .....	1:10.34
4.	Edilberto Cabli .....	CLAA .....	1:10.55

1,600 M. Massed Start

<u>Place</u>	<u>Competitor</u>	<u>Delegation</u>	<u>Time</u>
1.	Josel Lorenzo .....	NCAA .....	2:41.62
2.	Raynaldo Cabingas .....	NCAA .....	2:42.00
3.	Edilberto Salas, Jr. ....	IRAA .....	2:42.93
4.	Edilberto Cabli .....	CLAA .....	2:43.00

4,800 M. Massed Start

<u>Place</u>	<u>Competitor</u>	<u>Delegation</u>	<u>Time</u>
1.	Manuel Sugay .....	NCAA .....	9:09.07
2.	Marcolino Dulon .....	CVIRAA .....	9:09.82
3.	Juno Liza .....	IRAA .....	9:10.30
4.	Valentin Liza .....	STRAA .....	9:10.42

50 Kilometers Road Race (Individual)

<u>Place</u>	<u>Competitor</u>	<u>Delegation</u>	<u>Time</u>
1.	Diosdado Mendoza .....	CVIRAA .....	58:01.22
2.	Edilberto Dulon .....	CVIRAA .....	58:01.32
3.	Josel Lorenzo .....	NCAA .....	1:00:24.65
4.	Manuel Sugay .....	NCAA .....	1:00:29.65

50 Kilo Meters Road Race (Team)

<u>Place</u>	<u>Competitor</u>	<u>Delegation</u>	<u>Time</u>
1.	EASTERN VISAYAS REGION AA .....		2:37:00.09
2.	INCORP REGION AA .....		3:01:00.95
3.	NATIONAL CAPITAL REGION AA .....		3:05:02.45
4.	SOUTHERN MINDANAO REGION AA .....		3:05:07.55









Summary of Results

First Place .... NATIONAL CAPITAL REGION  
Second Place ... DISTRICT OF COLUMBIA REGION  
Third Place ..... MIDDLE ATLANTIC REGION  
Fourth Place ..... CENTRAL VIRGINIA REGION







SCHEDULE OF POINTS FOR ENTRIES

ADVICE	IRMA	CONRAD	ELIN	YIP	STAN	FRITZ	CONRAD	ELIN	YIP	STAN	FRITZ	CONRAD	ELIN	YIP	STAN	FRITZ
A. Total Race (Elim.)	1	1	1	3	1+1=2	1	1	1	3	1+2=3	1	1	1	3	1+2=3	1
More race (Year)	6	6	6	6	6	6	6	6	6	6	6	6	6	6	6	6
Board Race (Inv.)	1	1	1	2 + 1=3	1	1	1	1	2 + 1=3	1	1	1	1	2 + 1=3	1	1
Revised Board	2	2	2	1	1	1	2	2	1	1	1	2	2	1	1	1
B. Absent Start	2	2	2	1	1	1	2	2	1	1	1	2	2	1	1	1
M. Revised Start	1	1	1	1	1	1	1	1	1	1	1	1	1	1	1	1
N. Elimination Race (Cancelled)	1	1	1	1	1	1	1	1	1	1	1	1	1	1	1	1
Total Points	10	10	10	22	4	10	10	10	22	4	10	10	10	22	4	10
	1st	1st	1st	1st	1st	1st	1st	1st	1st	1st	1st	1st	1st	1st	1st	1st
	2nd	2nd	2nd	2nd	2nd	2nd	2nd	2nd	2nd	2nd	2nd	2nd	2nd	2nd	2nd	2nd
	3rd	3rd	3rd	3rd	3rd	3rd	3rd	3rd	3rd	3rd	3rd	3rd	3rd	3rd	3rd	3rd

3rd 7. Ath

2nd 6. Ath









RESULTS IN BOXING

<u>Contestitor</u>	<u>Delegation</u>	<u>Place</u>
<u>Catchweight</u>		
Orlando Plasencia .....	.....	First
Andrés Salazar .....	VIENNA	Second
Manoel Mena .....	BUENOS AIRES	tie for
Rene Calvo .....	ST. LOUIS	3rd & 4th

<u>Light Flyweight</u>		
Perfecto Ruiz .....	BUENOS AIRES	First
Jaime Santiago .....	BUENOS AIRES	Second
Ubaldo Garcia .....	BUENOS AIRES	tie for
Rolando Bahol .....	BUENOS AIRES	3rd & 4th

<u>Flyweight</u>		
Allan Montes .....	BUENOS AIRES	First
Ricardo Galat .....	BUENOS AIRES	Second
Armando Alarcon .....	MEXICO	tie for
Felix Zapanta .....	ST. LOUIS	3rd & 4th

<u>Bantamweight</u>		
Wilson Rodriguez .....	BUENOS AIRES	First
Jonathan P. .....	ST. LOUIS	Second
Victor Pagan .....	MEXICO	tie for
Santiago Garcia .....	BUENOS AIRES	3rd & 4th

Summary of Results

First Place .... CENTRAL VIENNA REGION AA  
 Second Place ... SOUTH VIENNA REGION AA  
 Third Place .... NORTHERN MINDORO REGION AA  
 Fourth Place... CENTRAL VIENNA REGION AA







RESULTS IN WEIGHTLIFTING

<u>Place</u>	<u>Competitor</u>	<u>Delegation</u>	<u>Weight Lifted</u>
<u>Light Paperweight</u>			
1.	Celso Almerai .....	MECAA .....	115 Kg.
2.	Hermes Canon .....	NORAA .....	105 Kg.
3.	Brix Labajo .....	SARAA .....	100 Kg.
<u>Superweight</u>			
1.	Rodolfo Luciano .....	NORAA .....	150 Kg.
2.	Romulo Lugo .....	SVIRAA .....	145 Kg.
3.	Samuel Ramos .....	ENQUAA .....	135 Kg.
<u>Light Flyweight</u>			
1.	Rodolfo Dascalote .....	NORAA .....	147.5 Kg.
2.	Roberto Jerez .....	STIAA .....	137.5 Kg.
3.	Jess Allen Garrino .....	AVIRAA .....	130 Kg.
<u>Flyweight</u>			
1.	Jose Fonteche .....	SARAA .....	160 Kg.
2.	Jony Dallador .....	GVIRAA .....	160 Kg.
3.	Ramon Orilla .....	STIAA .....	152.5 Kg.
<u>Superweight</u>			
1.	Roberto Borromeo .....	NORAA .....	160 Kg.
2.	Rodrigo Galan .....	GVIRAA .....	172.5 Kg.
3.	Eduardo Abanto .....	GVIRAA .....	170 Kg.
<u>Featherweight</u>			
1.	Nicolas Laming .....	GVIRAA .....	192.5 Kg.
2.	Edgardo Ramos .....	YITA .....	192.5 Kg.
3.	Mano Lugo .....	SVIRAA .....	170 Kg.
<u>Lightweight</u>			
1.	Heleno F. Cito .....	SVIRAA .....	198 Kg.
2.	Isidro Elgario .....	SVIRAA .....	180 Kg.
3.	Elmerinda Iyca .....	YITA .....	167.5 Kg.



\_\_\_\_\_





Lightweight

1. Albert Pascua ..... NEDA ..... 192.5 Kg.
2. Cesar Vigil ..... NCCM ..... 170 Kg.
3. Guillermo Nor Robinson ..... CCAA ..... 155 Kg.

Middle Heavyweight

1. Melvin Ramos ..... STAM ..... 177.5 Kg.

Summary of Results

- First Place .... NATIONAL CAPITAL REGION AA
- Second Place ... CAGAYAN MINDANAO REGION AA
- Third Place .... SOUTHERN TAGALOG REGION AA
- Fourth Place ... WESTERN VISAYAS REGION AA







RESULTS IN GYMNASTICS

BOYS

Individual Floor Exercise

<u>Place</u>	<u>Competitor</u>	<u>Delegation</u>	<u>Total Score</u>
1.	Aldrin Macawili . . . . .	NCRMA . . . . .	14.70
2.	Jeffrey Rio . . . . .	NCRMA . . . . .	13.70
3.	Teodoro Aquino, Jr. . . . .	IRMA . . . . .	13.05

Individual Vaulting

<u>Place</u>	<u>Competitor</u>	<u>Delegation</u>	<u>Total Score</u>
1.	Aldrin Macawili . . . . .	NCRMA . . . . .	13.00
2.	Bonnie Parro . . . . .	NCRMA . . . . .	12.75
3.	Paul Gabrinez . . . . .	NCRMA . . . . .	12.30

Individual All Around

<u>Place</u>	<u>Competitor</u>	<u>Delegation</u>	<u>Total Score</u>
1.	Aldrin Macawili . . . . .	NCRMA . . . . .	27.90
2.	Bonnie Parro . . . . .	NCRMA . . . . .	25.30
3.	Teodoro Aquino, Jr. . . . .	IRMA . . . . .	25.15

Summary of Results

First Place . . . . .	NATIONAL CAPITAL REGION AA
Second Place . . . . .	ILOCOS REGION AA
Third Place . . . . .	WESTERN MINDANAO REGION AA



---





GYMNASTICS - GIRLS

Individual Floor Exercise

<u>Place</u>	<u>Competitor</u>	<u>Delegation</u>	<u>Total Score</u>
1.	Catherine Ocampo . . . . .	NCRMA . . . . .	16.55
2.	Sarah Castillojos . . . . .	NCRMA . . . . .	13.75
3.	Ruth Rafificar . . . . .	MRMA . . . . .	11.70

Individual Balance Beam

<u>Place</u>	<u>Competitor</u>	<u>Delegation</u>	<u>Total Score</u>
1.	Catherine Ocampo . . . . .	NCRMA . . . . .	14.50
2.	Francisca Davila . . . . .	NCRMA . . . . .	12.45
3.	Marlyn Salisa . . . . .	GVIRMA . . . . .	11.05

Individual All Around

<u>Place</u>	<u>Competitor</u>	<u>Delegation</u>	<u>Total Score</u>
1.	Catherine Ocampo . . . . .	NCRMA . . . . .	32.30
2.	Francisca Davila . . . . .	NCRMA . . . . .	26.10
3.	Marlyn Salisa . . . . .	GVIRMA . . . . .	22.55

Summary of Results

First Place . . . . .	NATIONAL CAPITAL REGION
Second Place . . . . .	CENTRAL VISAYAS REGION AA
Third Place . . . . .	WESTERN MINDANAO REGION AA







RESULTS IN SWIMMING

MEN

100 Meter Freestyle

<u>Place</u>	<u>Competitor</u>	<u>Delegation</u>	<u>Time</u>
1.	Enrico Rosquillo . . . . .	WVIRAA . . . . .	0:58.07
2.	German Eugenio . . . . .	STRAA . . . . .	0:58.29
3.	Leonardo Galang . . . . .	NCRAA . . . . .	0:58.29
4.	Emilio Rafols . . . . .	CVIRAA . . . . .	0:58.81
5.	Reynaldo Galang . . . . .	NCRAA . . . . .	0:59.20
6.	Augusto Perocho . . . . .	WVIRAA . . . . .	0:59.37

200 Meter Freestyle

1.	Ben Muksan . . . . .	STRAA . . . . .	2:06.07 NMR
2.	Enrico Rosquillo . . . . .	WVIRAA . . . . .	2:06.72
3.	Leonardo Galang . . . . .	NCRAA . . . . .	2:07.50
4.	Augusto Perocho . . . . .	WVIRAA . . . . .	2:09.59
5.	Emilio Rafols . . . . .	CVIRAA . . . . .	2:10.97
6.	Joselito Andaya . . . . .	STRAA . . . . .	2:12.15

400 Meter Freestyle

1.	Joselito Andaya . . . . .	STRAA . . . . .	4:28.75 NMR
2.	Enrico Rosquillo . . . . .	WVIRAA . . . . .	4:32.86
3.	Ben Muksan . . . . .	STRAA . . . . .	4:34.82
4.	Emilio Rafols . . . . .	CVIRAA . . . . .	4:37.74
5.	Roehl Ausenestre . . . . .	NCRAA . . . . .	4:43.30
6.	Augusto Perocho . . . . .	WVIRAA . . . . .	4:43.31

1,500 Meter Freestyle

1.	Joey Andaya . . . . .	STRAA . . . . .	17:47.46 NMR
2.	Arturo Europa . . . . .	WVIRAA . . . . .	18:26.06
3.	Mario Colmenares . . . . .	CVIRAA . . . . .	19:09.74
4.	Perfecto Perocho . . . . .	WVIRAA . . . . .	19:19.73
5.	Cesario Palacio . . . . .	STRAA . . . . .	19:28.59
6.	Aliaswad Sabaddin . . . . .	NCRAA . . . . .	19:43.92

100 Meter Breaststroke

1.	Francisco Guanco, Jr. . . . .	WVIRAA . . . . .	1:09.21
2.	Eduardo Medallo . . . . .	STRAA . . . . .	1:11.57
3.	Joy Galano . . . . .	NCRAA . . . . .	1:14.50
4.	Noel Tordillos . . . . .	WVIRAA . . . . .	1:14.88
5.	Roehl Ausenestre . . . . .	NCRAA . . . . .	1:14.88
6.	Leonardo Viado . . . . .	CVIRAA . . . . .	1:15.77









MEN

200 Meter Breaststroke

<u>Place</u>	<u>Competitor</u>	<u>Delegation</u>	<u>Time</u>
1.	Francisco Guanco, Jr.	UVIRAA	2:36.20
2.	Eduardo Medallo	STRAA	2:40.56
3.	Rochl Ausemestre	NORAA	2:41.86
4.	Leonardo Viado	UVIRAA	2:45.21
5.	Noel Tordillos	UVIRAA	2:45.59
6.	John Basl	UVIRAA	2:46.17

100 Meter Backstroke

1.	Richard Luna	NORAA	1:04.19
2.	Judy Jauod	UVIRAA	1:05.47
3.	Roberto Ortega	NORAA	1:10.05
4.	Edgardo Cinco	UVIRAA	1:12.27
5.	Leo John Fitz	UVIRAA	1:12.13
6.	Asjani Matar	UVIRAA	1:12.47

200 Meter Backstroke

1.	Richard Luna	NORAA	2:21.73
2.	Judy Jauod	UVIRAA	2:23.32
3.	Roberto Ortega	NORAA	2:34.17
4.	Leo John Fitz	UVIRAA	2:39.15
5.	Edgardo Cinco	UVIRAA	2:40.59
6.	Roland Tordillos	UVIRAA	2:41.64

100 Meter Butterfly

1.	Ronato Pedronia	UVIRAA	1:00.12	MR
2.	Augusto Ferocho	UVIRAA	1:04.16	
3.	Brigide Rodriguez	UVIRAA	1:06.49	
4.	Salim Maing	UVIRAA	1:06.41	
5.	Ramil Ilustre	NORAA	1:08.59	
6.	Joshua Miranda	UVIRAA	1:09.28	

200 Meter Butterfly

1.	Ronato Pedronia	UVIRAA	2:15.50
2.	Emilio Bafels	UVIRAA	2:19.51
3.	Francisco Guanco, Jr.	UVIRAA	2:23.95
4.	Rochl Ausemestre	NORAA	2:26.43
5.	Joshua Miranda	UVIRAA	2:31.43
6.	Ramil Ilustre	NORAA	2:31.43



1



200 Meter Individual Medley

<u>Place</u>	<u>Competitor</u>	<u>Delegation</u>	<u>Time</u>
1.	Richard Luna . . . . .	NCRAA . . . . .	2:19.34 HR
2.	Joselito Andaya . . . . .	STRAA . . . . .	2:23.33
3.	Francisco Guanco . . . . .	WVIRAA . . . . .	2:23.67
4.	Benato Padronia . . . . .	WVIRAA . . . . .	2:27.15
5.	Ben Andaya . . . . .	STRAA . . . . .	2:32.15
6.	Roberto Ortega . . . . .	NCRAA . . . . .	2:35.33

400 Meter Individual Medley

1.	Richard Luna . . . . .	NCRAA . . . . .	5:00.67
2.	Joselito Andaya . . . . .	STRAA . . . . .	5:04.84
3.	Benato Padronia . . . . .	WVIRAA . . . . .	5:07.92
4.	Francisco Guanco . . . . .	WVIRAA . . . . .	5:08.73
5.	Roberto Ortega . . . . .	NCRAA . . . . .	5:37.22

4 x 100 Meter Medley Relay

1.	Western Visayas Region Athletic Ass.	4:14.97
2.	National Capital Region Athletic Ass.	4:22.80
3.	Southern Tagalog Region Athletic Ass.	4:23.69
4.	Central Visayas Region Athletic Ass.	4:37.62
5.	Western Mindanao Region Athletic Ass.	4:41.67
6.	Southern Mindanao Region Athletic Ass.	4:45.23

4 x 200 Meter Freestyle Relay

1.	Western Visayas Region Athletic Ass.	8:41.03
2.	National Capital Region Athletic Ass.	8:43.60
3.	Southern Tagalog Region Athletic Ass.	8:44.37
4.	Western Mindanao Region Athletic Ass.	9:27.92
5.	Southern Mindanao Region Athletic Ass.	9:35.36
6.	Northern Mindanao Region Athletic Ass.	10:03.09

Summary of Results

First Place . . . . .	WESTERN VISAYAS REGION AA.
Second Place . . . . .	NATIONAL CAPITAL REGION AA.
Third Place . . . . .	SOUTHERN TAGALOG REGION AA.
Fourth Place . . . . .	CENTRAL VISAYAS REGION AA.









EVENTS	1784	COUNT	CELLS	1891	SEVA	DMG	WTR	OTRS	EMR	TRM	1904	SRM	CRS
100 meters		7	3		4		3	2	1				
200 meters		7+1=8	5		3	2							4
400 meters		7			3+1=4	5	2						
800 meters		5		2		3	4+1=5	7					
1,500 meters				5	7	4+3=7	2+1=3						
3,000 meters	3		1		4		7+2=9						
3,000 M., Steeplechase				7+4=11	5+3=8						2+1=3		
5,000 meters		4+2=6		3+1=4			5						7
10,000 meters		4		1	2		7	3					5
110 Heter Hurdles				5	7		4	3+2=5					
400 Heter Hurdles		5		7	3+2=5	4							1
4 x 100 Meter Relay		1	3	5	7		2		4				
4 x 400 Meter Relay		7		5	4		3	2		1			
High Jump				7+5=12			4.5		.5	3			2
Long Jump		5	1	2			7		3				4
Shot Put					7		3	2		5+4=9		1	
Triple Jump		1	2	7+5=12			3		4				
Discus Throw	2	5			3		7		1	4			
Pole Vault	3	1		7+4=11	2		5						1
Javelin Throw				5			7+2=9			4		3	
TOTAL	23	47	19	84	65	21	83.5	19	13.5	21		7	25
Points		4th		1st	3rd		2nd						



SUMMARY of Points for Abolition



Summary of Points for Standing Items

Events	1ST	CUMULATIVE	POINTS	STILLS	PERC	WITERS	CUMULATIVE	ESTERS	CUMULATIVE	PERC	STILLS	CUMULATIVE
100 M. Freestyle			7+5=12	4		1	3+2=5					
200 M. Freestyle			7+5=12	3		2	4+1=5					
400 M. Freestyle			7+5=12	3+1=4		2	4					
800 M. Freestyle			7+5=12	3		2+1=3	4					
100 Y. Breaststroke			7+4=11			2+1=3	5+0=5					
200 Y. Breaststroke			5+3=8			2+1=3	7+4=11					
100 M. Backstroke			7+5=12	1		2	4+3=7					
200 M. Backstroke			7+5=12	1		3+2=5	4					
100 M. Butterfly			7+2=9	1		3	5+4=9					
200 M. Butterfly			7+5=12			3+2=5	4+1=5					
200 M. Toddler Medley			7+5=12			2	4+3=7					1
400 M. Toddler Medley			7+5=11			2+1=3	5+3=8					
4 x 100 M. Medley Relay			10	4		5	7					2
4 x 100 M. Freestyle Relay			10	5		4+2=6	7					3
T o t a l			155	26		45	91					6
R a n k			1st	4th		3rd	2nd					









Summary of Points for Swimming Men

Events	TRAA	CAVBA	CLRAA	MCBAA	STRAA	BRAA	WVIRAA	CVIRAA	EVIRAA	YMBA	MPRL	SMBAA	CMBA
100 Y. Freestyle				4+2=6	5		7+1=8	3					
200 M. Freestyle				4	7+1=8		5+3=8	2					
400 M. Freestyle				2	7+4=11		5+1=6	3					
1,500 M. Freestyle				1	7		5+2=7	4				2	
100 M. Breaststroke							7+3=10						
200 M. Breaststroke				4	5		7+2=9	3+1=4					
100 M. Backstroke				7+4=11			5			3+1=4			
200 M. Backstroke				7+4=11			5+1=6	3		2			
100 M. Butterfly				2			7+5=12	1		3		4	
200 M. Butterfly				3+1=4			7+4=11	5+2=7					
200 M. Individual Medley				7+1=8	5+2=7		4+3=7						
400 M. Individual Medley				7+2=9	5		4+3=7						
4 x 100 M. Medley Relay				7	5		10	4		3		2	
4 x 200 M. Freestyle Relay				7	5		10			4	2	3	
Total				76	53		116	33		16	2	11	
Rank				2nd	3rd		1st	4th					







RESULTS IN SWIMMING

WOMEN

100 Meter Freestyle

<u>Place</u>	<u>Competitor</u>	<u>Delegation</u>	<u>Time</u>
1.	Christine Jacob . . . . .	NCRAA . . . . .	1:04.14
2.	Roselle Papa . . . . .	NCRAA . . . . .	1:08.77
	Rosalita Liwanag . . . . .	STRAA . . . . .	1:11.07
4.	Grace Medallo . . . . .	CVIRAA . . . . .	1:12.07
5.	Gretchen Sembrano . . . . .	CVIRAA . . . . .	1:12.15
6.	Cecilia Galano . . . . .	UVIRAA . . . . .	1:15.35

200 Meter Freestyle

1.	Christine Jacob . . . . .	NCRAA . . . . .	2:20.53
2.	Celestial De Leon . . . . .	NCRAA . . . . .	2:25.05
3.	Grace Medallo . . . . .	CVIRAA . . . . .	2:40.26
4.	Rosalita Liwanag . . . . .	STRAA . . . . .	2:41.13
5.	Cecilia Galano . . . . .	UVIRAA . . . . .	2:44.76
6.	Mylene Jarina . . . . .	CVIRAA . . . . .	2:48.90

400 Meter Freestyle

1.	Christine Jacob . . . . .	NCRAA . . . . .	4:53.65
2.	Cristino Grau . . . . .	NCRAA . . . . .	5:22.37
3.	Gretchen Sembrano . . . . .	CVIRAA . . . . .	5:24.15
4.	Lumina Eugenio . . . . .	STRAA . . . . .	5:44.86
5.	Marina Tulog . . . . .	UVIRAA . . . . .	5:55.99
6.	Suzette Ledesma . . . . .	STRAA . . . . .	6:04.49

800 Meter Freestyle

1.	Celestial De Leon . . . . .	NCRAA . . . . .	10:32.11
2.	Regina Musomastro . . . . .	NCRAA . . . . .	11:09.97
3.	Gretchen Sembrano . . . . .	CVIRAA . . . . .	11:15.35
4.	Lumina Eugenio . . . . .	STRAA . . . . .	11:45.97
5.	Marina Tulog . . . . .	UVIRAA . . . . .	12:07.27
6.	Elna Bernudez . . . . .	UVIRAA . . . . .	12:31.40

100 Meter Breaststroke

1.	Roselle Papa . . . . .	NCRAA . . . . .	1:22.60 NMB
2.	Ma. Lourdes Samson . . . . .	CVIRAA . . . . .	1:22.70
3.	Gloria Guzman . . . . .	NCRAA . . . . .	1:24.71
4.	Ma. Teresa Samson . . . . .	CVIRAA . . . . .	1:25.29
5.	Armin Europa . . . . .	UVIRAA . . . . .	1:28.22
6.	Eden Luhan . . . . .	CVIRAA . . . . .	1:30.25









FINA200 Meter Breaststroke

<u>Place</u>	<u>Competitor</u>	<u>Delegation</u>	<u>Time</u>
1.	Ma. Lourdes Samson	CVIRAA	3:01.57
2.	Florin Guzman	BCRAC	3:05.07
3.	Ma. Teresa Samson	CVIRAA	3:05.08
4.	Roselle Papa	BCRAA	3:05.13
5.	Amin Europa	CVIRAA	3:06.70
6.	Eden Lujan	CVIRAA	3:12.94

100 Meter Backstroke

1.	Christino Jacob	NCRAA	1:11.37
2.	Elizabeth Luna	NCRAA	1:16.12
3.	Ma. Lourdes Samson	CVIRAA	1:21.94
4.	Jerrilyn Paoz	CVIRAA	1:22.34
5.	Celia Galeno	ALMAA	1:23.02
6.	Rosalita Liwanag	CVIRAA	1:25.20

200 Meter Backstroke

1.	Christine Jacob	NCRAA	2:38.94
2.	Elizabeth Luna	NCRAA	2:47.54
3.	Jerrilyn Paoz	CVIRAA	2:57.93
4.	Cecilia Galeno	CVIRAA	2:59.49
5.	Ruby Bascasar	CVIRAA	3:01.64
6.	Rosalina Liwanag	STRAA	3:03.00

100 Meter Butterfly

1.	Joyce Boltrano	NCRAA	1:15.27
2.	Virginia Dumasis	CVIRAA	1:16.85
3.	Ma. Teresa Samson	CVIRAA	1:17.76
4.	Ruby Bascasar	CVIRAA	1:19.74
5.	Noemi de Jesus	NCRAA	1:20.27
6.	Bernadette Nelan	STRAA	1:25.90

200 Meter Butterfly

1.	Joyce Boltrano	NCRAA	2:51.94
2.	Noemi de Jesus	NCRAA	2:55.77
3.	Virginia Dumasis	CVIRAA	2:57.17
4.	Ruby Bascasar	CVIRAA	3:01.38
5.	Marina Tulog	CVIRAA	3:13.86
6.	Gretchen Sembrano	CVIRAA	3:15.02







WOMEN

200 Meter Individual Medley

<u>Place</u>	<u>Competitor</u>	<u>Delegation</u>	<u>Time</u>
1.	Roselle Papa	NCRAA	2:46.01
2.	Joyce Baltranz	NCRAA	2:48.80
3.	Virginia Dumasia	CVIRAA	2:49.29
4.	Ma. Teresa Samson	CVIRAA	2:50.08
5.	Cecilia Galen	CVIRAA	3:03.13
6.	Editha Ardaneta	SRRA	3:06.80

400 Meter Individual Medley

1.	Celestial de Leon	NCRAA	5:52.45
2.	Virginia Dumasia	CVIRAA	5:57.81
3.	Joyce Baltranz	NCRAA	6:05.88
4.	Gretchen Sembrano	CVIRAA	6:14.81
5.	Ruby Escoser	CVIRAA	6:25.37
6.	Marilyn Bedana	CVIRAA	6:55.00

4 x 100 Meter Medley Relay

1.	National Capital Region Athletic Ass.	5:11.87
2.	Central Visayas Region Athletic Ass.	5:20.39
3.	Western Visayas Region Athletic Ass.	5:35.81
4.	Southern Tagalog Region Athletic Ass.	5:42.31
5.	Western Mindanao Region Athletic Ass.	6:09.27
6.	Southern Mindanao Region Athletic Ass.	6:09.96

4 x 100 Meter Freestyle Relay

1.	National Capital Region Athletic Ass.	4:44.44
2.	Central Visayas Region Athletic Ass.	4:56.67
3.	Southern Tagalog Region Athletic Ass.	5:01.92
4.	Western Visayas Region Athletic Ass.	5:13.48
5.	Southern Mindanao Region Athletic Ass.	5:26.50
6.	Western Mindanao Region Athletic Ass.	5:27.50

Summary of Results

First Place	NATIONAL CAPITAL REGION AA.
Second Place	CENTRAL VISAYAS REGION AA.
Third Place	WESTERN VISAYAS REGION AA.
Fourth Place	SOUTHERN TAGALOG REGION AA.









HIGHEST POINT SWIMMERS IN SWIMMING

M E N

<u>Richard Lima -- NCRMA</u>		<u>Points</u>
1st Place . . . . .	100 M. Backstroke . . . . .	7
1st Place . . . . .	200 M. Backstroke . . . . .	7
1st Place . . . . .	200 M. Ind. Medley . . . . .	7
1st Place . . . . .	400 M. Ind. Medley . . . . .	7
2nd Place . . . . .	4 x 100 M. Medley Relay . . . . .	1.75
2nd Place . . . . .	4 x 100 M. Freestyle Relay . . . . .	1.75
Total . . . . .		31.5

W O M E N

<u>Christine Jacob - NCRMA</u>		<u>Points</u>
1st Place . . . . .	100 M. Freestyle . . . . .	7
1st Place . . . . .	200 M. Freestyle . . . . .	7
1st Place . . . . .	400 M. Freestyle . . . . .	7
1st Place . . . . .	100 M. Backstroke . . . . .	7
1st Place . . . . .	200 M. Backstroke . . . . .	7
1st Place . . . . .	4 x 100 M. Medley Relay . . . . .	2.5
1st Place . . . . .	4 x 100 M. Freestyle Relay . . . . .	2.5
Total . . . . .		40







RESULTS IN ATHLETICS

Track - Men

100 Meters

<u>Place</u>	<u>Competitor</u>	<u>Delegation</u>	<u>Time</u>
1.	Marlon Pagalilauan . . . . .	CAVRAA . . . . .	11.2
2.	Arnando Dalag . . . . .	WVIRAA . . . . .	11.5
3.	Anselmo de Guzman . . . . .	STRAA . . . . .	11.9
4.	Royaldo Manalo . . . . .	CLRAA . . . . .	12.2
5.	Jaime Ucab . . . . .	CVIRAA . . . . .	12.3
6.	Bonnie Bundron . . . . .	EVIRAA . . . . .	12.7

200 Meters

1.	Marlon Pagalilauan . . . . .	CAVRAA . . . . .	23.0
2.	Ricardo Bololo . . . . .	CLRAA . . . . .	23.3
3.	Elmer Aboy . . . . .	CAVRAA . . . . .	23.7
4.	Anselmo de Guzman . . . . .	STRAA . . . . .	23.8
5.	Jesus Belata . . . . .	BRAA . . . . .	24.3
6.	Edmund Eugenio . . . . .	CAVRAA . . . . .	24.5

400 Meters

1.	Marlon Pagalilauan . . . . .	CAVRAA . . . . .	52.4
2.	Jose Rey II . . . . .	BRAA . . . . .	53.0
3.	Elmer Aboy . . . . .	CAVRAA . . . . .	53.5
4.	Arnel Lohos . . . . .	STRAA . . . . .	53.9
5.	Jimmy Garrido . . . . .	WVIRAA . . . . .	55.1
6.	Bonnie Rusca . . . . .	STRAA . . . . .	56.7

800 Meters

1.	Alejandro Cedo . . . . .	CVIRAA . . . . .	2:03.8
2.	Alexander Sumait . . . . .	IRAA . . . . .	2:04.0
3.	Adelino Durino . . . . .	WVIRAA . . . . .	2:04.3
4.	Frankie Vera . . . . .	BRAA . . . . .	2:04.7
5.	Nelson Cadevida . . . . .	NORAA . . . . .	2:05.8
6.	Oscar Hernandez . . . . .	WVIRAA . . . . .	2:05.9

110 Meter Hurdles

1.	Renato Unso . . . . .	NORAA . . . . .	15.9
2.	Eliseo Fernandez . . . . .	NORAA . . . . .	16.3
3.	Nestor Abila . . . . .	CLRAA . . . . .	16.4
4.	Sixto Gallare . . . . .	WVIRAA . . . . .	16.7
5.	Mario Alvarado . . . . .	CVIRAA . . . . .	17.1
6.	Restituto Alvarado . . . . .	CVIRAA . . . . .	17.2









400 Meter Hurdles

<u>Place</u>	<u>Competitor</u>	<u>Delegation</u>	<u>Time</u>
1.	Leopoldo Amillo	NCRMA	57.8
2.	Salvador Blanca	CVIRMA	57.8
3.	Jose Rey III	BRMA	58.5
4.	Arnel Lobos	STRMA	59.0
5.	Rodabel Madrona	STRMA	1:01.0
6.	Dorman Dayanghirang	SMRMA	1:03.0

1,300 Meters

1.	Antonio Fondavilla	STRMA	4:10.1
2.	Nelson Cadovida	NCRMA	4:11.4
3.	Rudy Alcantara	BRMA	4:11.6
4.	Frankie Vera	BRMA	4:11.9
5.	Adelino Burino	WVIRMA	4:12.8
6.	Oscar Hernandez	WVIRMA	4:19.3

3,000 Meters

1.	Rodolfo Rizaldo	WVIRMA	9:27.9
2.	Rafael Mangadlao	SMRMA	9:28.6
3.	Antonio Fondavilla	STRMA	9:31.3
4.	Arsenio Buenaventura	IRMA	9:33.0
5.	Alexander Mufioz	WVIRMA	9:46.0
6.	Jose Cabalg, Jr.	CLRMA	9:49.6

3,000 Meter Steeplechase

1.	Mario Castro	NCRMA	9:58.3
2.	Antonio Fondavilla	STRMA	9:58.5
3.	Narciso Dasigan	NCRMA	10:12.32
4.	Elmer Solivan	STRMA	10:15.77
5.	Rica Diolante	MMRMA	10:17.3
6.	Ramir Valerio	SMRMA	11:02.7

5,000 Meters

1.	Rafael Mangadlao	SMRMA	16:22.8
2.	Rodolfo Rizaldo	WVIRMA	16:24.7
3.	Ricardo Santos	IRMA	16:24.8
4.	Mario Castro	NCRMA	16:32.0
5.	Arsenio Buenaventura	IRMA	16:46.1
6.	Narciso Dasigan	NCRMA	17:10.1

10,000 Meters

1.	Rodolfo Rizaldo	WVIRMA	35:02.8
2.	Rafael Mangadlao	SMRMA	35:07.5
3.	Ricardo Santos	IRMA	35:07.8
4.	Arturo Angel	CVIRMA	36:13.5
5.	Zosimo Pipit	STRMA	36:17.9
6.	Mario Castro	NCRMA	36:18.9







4 x 100 Meter Relay

1.	Southern Tagalog Region Athletic Ass.	44.9
2.	National Capital Region Athletic Ass.	45.1
3.	Eastern Visayas Region Athletic Ass.	45.1
4.	Central Luzon Region Athletic Ass.	46.0
5.	Western Visayas Region Athletic Ass.	46.1
6.	Cagayan Valley Region Athletic Ass.	46.2

4 x 400 Meter Relay

1.	Cagayan Valley Region Athletic Ass.	3:33.0
2.	National Capital Region Athletic Ass.	3:34.5
3.	Southern Tagalog Region Athletic Ass.	3:37.7
4.	Western Visayas Region Athletic Ass.	3:39.5
5.	Central Visayas Region Athletic Ass.	3:45.6
6.	Western Mindanao Region Athletic Ass.	3:53.0

Field Men

High Jump

<u>Place</u>	<u>Competitor</u>	<u>Delegation</u>	<u>Height</u>
1.	Arnel Inocando	NCRAA	1.90 m. MRB
2.	Raymundo Garrido	NCRAA	1.85 "
3.	Willie Dionora	CVRAA	1.85 "
4.	Ezar Kasim Sanchez	CVRAA	1.75 "
5.	Joel Deriada	SCRAA	1.70 "
	Jaine Corbito	EVRAA	) (Tied for 5th)
6.	Solomon Viray	STRAA	
	Juliozas Bayot	WVRAA	)

Long Jump

			<u>Distance</u>
1.	Augusto Dequilla	WVRAA	6.53 m.
2.	Wilson Aquilona	CAVRAA	6.42 "
3.	Rodrigo Erphasis	SCRAA	6.40 "
4.	Felicisimo Mierrae	EVRAA	6.39 "
5.	Emanuel Septimo	NCRAA	6.36 "
6.	Nestor Abela	CLRAA	6.13 "

Shot Put

1.	Anastacio Ligas	STRAA	12.24 m.
2.	Vidal Ferraren	CVRAA	12.17 "
3.	Bonifacio Sumagang	SCRAA	11.98 "
4.	Sulficio Puano	WVRAA	11.93 "
5.	Johnny Dihanson	CVRAA	11.84 "
6.	Raul Batomalaque	NCRAA	11.50 "









Triple Jump

<u>Place</u>	<u>Competitor</u>	<u>Delegation</u>	<u>Distance</u>
1.	Dario de Rosas . . . . .	NCRRA	12.10 "
2.	Emanuel Septimo . . . . .	NCRRA	13.45 "
3.	Felicisimo Nierras . . . . .	EVIRAA	13.40 "
4.	Augusto Dequilla . . . . .	EVIRAA	13.12 "
5.	Ronalo Delfino . . . . .	CLRAA	12.87 "
6.	Alison Aquilona . . . . .	CAVRAA	12.81 "

Discus Throw

1.	Sulficio Fuono . . . . .	EVIRAA	37.72 "
2.	Sansou Atluna . . . . .	CAVRAA	35.02 "
3.	Vidal Ferraren . . . . .	EVIRAA	34.73 "
4.	Anastasio Ligas . . . . .	STRAA	34.48 "
5.	Virgilio Docipalo . . . . .	IRAA	33.82 "
6.	Daniilo Abenido . . . . .	EVIRAA	31.98 "

Javelin Throw

1.	Manuel de Oro . . . . .	EVIRAA	58.00 "
2.	Anastacio Ligas . . . . .	STRAA	55.48 "
3.	Vidal Ferraren . . . . .	EVIRAA	50.06 "
4.	Raul Batomalaqui . . . . .	EVIRAA	49.60 "
5.	Sulficio Fuono . . . . .	EVIRAA	49.20 "
6.	Noel Laraza . . . . .	STRAA	48.78 "

Pole Vault

		<u>Height</u>
1.	Dario de Rosas . . . . .	3.70 M. 3524
2.	Manuel de Oro . . . . .	3.70 "
3.	Hernogones de Jesus . . . . .	3.35 "
4.	Ferdinand Manaril . . . . .	3.25 "
5.	Maximo Cayanan . . . . .	3.15 "
6.	Lorenzo Sambu . . . . .	3.15 "

Summary of Results

First Place . . . . .	NATIONAL CAPITAL REGION AA
Second Place . . . . .	WESTERN VISAYAS REGION AA
Third Place . . . . .	SOUTHERN TAGALOG REGION AA
Fourth Place . . . . .	CAGAYAN VALLEY REGION AA







RESULTS IN ATHLETICS

Track - Boys

100 Meters

<u>Place</u>	<u>Competitor</u>	<u>Delegation</u>	<u>Time</u>
1.	Esmeraldo Pinedas	NCMAA	11.4
2.	Jeremias Hernandez	STRAN	11.6
3.	Blas Fonella	STRAN	11.7
4.	Fonciano Nor	STRAN	12.0
5.	Julio Navarro	NCMAA	12.2
6.	Marvin Limbingco	NCMAA	12.8

200 Meters

1.	Jeremias Hernandez	TRAN	23.6
2.	Esmeraldo Pinedas	NCMAA	23.6
3.	Blas Fonella	STRAN	23.7
4.	Joel Dapulang	VIRMA	24.0
5.	Roque dela Torre	CVIRMA	24.7
6.	Mario de Vera	IRMA	24.9

400 Meters

1.	Victor Salonga	NCMAA	53.0
2.	Joseph Mariano	CVIRMA	54.0
3.	Rostor Ronatay	STRAN	54.8
4.	Generoso Langanan	IRMA	56.2
5.	Soldierico Balmora	VIRMA	56.4
6.	Domínguez Odrose	IRMA	56.6

800 Meters

1.	Cleto Ranao	IRMA	2:05.2
2.	John Asuncion	STRAN	2:05.5
3.	Colantino Lagrada	NCMAA	2:05.7
4.	Domínguez Yarte	IRMA	2:07.4
5.	Edwin Duonjania	STRAN	2:08.2
6.	Joseph Mariano	VIRMA	2:08.6

1600 Meter Hurdles

1.	Nector Normentara	NCMAA	16.6
2.	Steven Parino	IRMA	16.7
3.	Frisco Abante	CVIRMA	16.8
4.	Edmar Sando	STRAN	17.2
5.	Arthur Santoya	VIRMA	17.4
6.	Pablo de la Cruz	IRMA	17.6

100 Meter Hurdles

1.	Generoso Langanan	IRMA	59.3
2.	Nector Ronatay	STRAN	59.7
3.	Joseph Mariano	VIRMA	59.9
4.	Avellino Casillas	NCMAA	1:00.2
5.	Eufrenio Palencia	STRAN	1:01.0
6.	Andro Alcantara	VIRMA	1:02.0









1,500 Meters

<u>Place</u>	<u>Competitor</u>	<u>Delegation</u>	<u>Time</u>
1.	Clota Hovås	NOR	4:16.8
2.	Jimmy MacGibbon	GBR	4:17.5
3.	Jose Luis Saguetan	CVR	4:17.8
4.	Jérôme Warrillon	FRA	4:17.9
5.	Edwin Luengwaia	FIN	4:21.4
6.	Raul Solinen	FIN	4:22.4

2,000 Meters

1.	Poliéselwa Daga	NOR	9:20.0
2.	Jimmy MacGibbon	FRA	9:37.0
3.	Hosvito Saguetan	FIN	9:40.8
4.	Edwin Luengwaia	FIN	9:43.2
5.	Jose Luis Saguetan	GBR	9:50.1
6.	Ramulo Moyano	FIN	9:56.1

3,000 Meter Short Race

1.	Noel S. Williams	NOR	10:16.44
2.	Jimmy MacGibbon	FIN	10:17.30
3.	Angwicko Kalla	FIN	10:17.43
4.	Alfonso Sola	FIN	10:18.09
5.	Raeyle Soliman	FIN	10:22.34
6.	Ray San Luis	FIN	10:40.05

5,000 Meters

1.	Jimmy MacGibbon	FIN	16:55.7
2.	Jérôme Warrillon	FIN	16:56.1
3.	Marcos C. Dulio	FIN	16:56.5
4.	H. el S. Aguerre	FIN	17:02.5
5.	Rodrigo D. Amador	FIN	17:03.1
6.	Franklin Morales	FIN	17:14.0

4 x 100 Meter Relay

1.	Southern Region Athletic Ass.	45.6
2.	National Capital Region Athletic Ass.	45.9
3.	Northern Luzon Athletic Ass.	46.8
4.	Central Luzon Athletic Ass.	47.0
5.	Central Visayas Region Athletic Ass.	47.3
6.	Northern Visayas Region Athletic Ass.	47.5

4 x 400 Meter Relay

1.	National Capital Region Athletic Ass.	3:27.1
2.	Southern Luzon Athletic Ass.	3:27.6
3.	Northern Luzon Athletic Ass.	3:27.7
4.	Central Luzon Athletic Ass.	3:28.2
5.	Southern Luzon Athletic Ass.	3:28.7
6.	Northern Luzon Athletic Ass.	3:29.0







Field Events - 3

High Jump

<u>Place</u>	<u>Competitor</u>	<u>Delegation</u>	<u>Height</u>
1.	Edward Tejada	STRA	1.95 M. 100.
2.	Alfonso Villónias	NCRA	1.85 "
3.	Ariel Vista	EVIRA	1.80 "
4.	Mario Bustillo	EVIRA	1.75 "
5.	William Clark	NSRA	1.70 " (Tied for
6.	Eduardo Donna	EVIRA	1.70 " 5th & 6th)

Long Jump

			<u>Distance</u>
1.	Alejandro Pimentel	STRA	6.42 M. 100
2.	Eliton Villafuerte	EVIRA	6.30 "
3.	Ariel Vista	EVIRA	6.23 "
4.	Lecadio S. Silva	NSRA	6.18 "
5.	Diosdado Cuyco	EVIRA	6.13 "
6.	Eduardo Donna	EVIRA	6.12 "

Shot Put

1.	Fidel Repiso	STRA	12.64 M.
2.	Rodolfo Bocayos, Jr.	EVIRA	12.56 "
3.	Jose Alvarado	EVIRA	11.60 "
4.	Sesenio Caste	EVIRA	11.44 "
5.	Samuel Nagallones	CLRA	11.34 "
6.	Virgilio Ancheta	EVIRA	10.99 "

Triple Jump

1.	Ariel Vista	EVIRA	13.24 M.
2.	Diosdado Cuyco	EVIRA	13.21 "
3.	Alejandro Pimentel	CLRA	13.19 "
4.	Noel Alumbaring	STRA	13.16 "
5.	Edward Tejada	STRA	12.98 "
6.	Proencio Abarado	EVIRA	12.79 "

Discus Throw

1.	Fidel Repiso	STRA	39.62 M.
2.	Jose Alvarado	EVIRA	38.58 "
3.	Rodolfo Bocayos, Jr.	EVIRA	37.72 "
4.	Vicente Cabalquinto	EVIRA	31.98 "
5.	Sesenio Caste	EVIRA	31.58 "
6.	Arsenio Pagulayan	EVIRA	31.30 "

Javelin Throw

1.	Mestor Gargarita	EVIRA	52.30 M.
2.	Federico Laredo	STRA	52.00 "
3.	Orlando Lamposb	EVIRA	47.82 "
4.	Richard Louasa	EVIRA	47.50 "
5.	Virgilio Ancheta	EVIRA	47.02 "
6.	Joseph Ortanza	CLRA	46.82 "









Field Boys - 4:

Pole Vault

<u>Place</u>	<u>Competitor</u>	<u>Delegation</u>	<u>Height</u>
1.	Leocadio Santos .....	NCMA .....	3.45 m. NCR
2.	Juan Caya .....	STMA .....	3.35 "
3.	Emmanuel Arevalo .....	ISA .....	3.25 "
4.	Chephren Magallanos .....	MYMA .....	3.15 "
5.	Aduardo Antonio .....	LVMA .....	3.15 "
6.	Alejandro Bitor .....	LVMA .....	3.05 "

Summary of Results

First Place .... SOUTHERN TAGALOG REGION AA.  
Second Place .... EASTERN VISAYAS REGION AA.  
Third Place .... NATIONAL CAPITAL REGION AA.  
Fourth Place .... ILOCOS REGION AA.







Summary of Points for Athletes Boys

Events	IDA	CAWMA	CLDMA	MCSDA	STSDA	BRMA	WVSDA	CHSDA	EVSDA	REDA	NRMA	SRMA	CLMA
100 meters				7+1=8	5+4=9	2							
200 meters	1			5	7+4=11		3	2					
400 meters	3			7	4		5+2=7						1
600 meters	7				5+2=7	3	1						2
800 meters	7		1		3+2=7			4	3				
1,000 meters	1		4		3		5	2					7
1,000 M. Steeplechase			2	7+4=11	1		5+3=8						
1,000 meters				3			7		5	2			1
110 Meter Hurdles	1			7	3		2	2					5
400 Meter Hurdles	7			3	5+2=7		4+3=7						
4 x 100 Meter Relay				5	7		1	2					4
7 x 300 Meter Relay	3			7	5		4		1				2
High Jump				5	7		4+3=7		1.5				1.5
Long Jump				5	7		4	5	2+1=3				
Shot Put		1			7		5+4=9						3
Triple Jump					4+2=6		7	1	5	3			
Piscus Throw		1			7		5+4=9		3	2			
Pole Vault	4			7	5		1		2				3
Javelin Throw		2	1		5		7	4					3
Total .....	34	4	8	71	108	5	87	24	23.5	13	25.5	6	9
Rank .....	4th			3rd	1st		2nd						









RESULTS IN ATHLETICS

Track - Women

<u>Place</u>	<u>Competitor</u>	<u>Delegation</u>	<u>Time</u>
<u>100 Meters</u>			
1.	Elma Duron	STRA	13.0
2.	Lydia de Vega	NCRA	13.4
3.	Melanita de Leon	STRA	13.5
4.	Suzette Gagaraya	WIRA	13.9
5.	Aurora Sumagaysay	WIRA	14.2
6.	Meltrige Quioco	NCRA	14.3
<u>200 Meters</u>			
1.	Elma Duron	STRA	26.1
2.	Melanita de Leon	STRA	26.8
3.	Lorna Cardiente	WIRA	27.2
4.	Elena Galarza	WIRA	27.8
5.	Salvo Cambonga	NCRA	28.1
6.	Suzette Gagaraya	WIRA	28.5
<u>400 Meters</u>			
1.	Melanita de Leon	STRA	1:02.0
2.	Lorna Cardiente	WIRA	1:03.5
3.	Lilia Galarza	WIRA	1:04.2
4.	Salvo Cambonga	NCRA	1:06.1
5.	Defonia Peralta	ISA	1:06.5
6.	Elena Torralba	STRA	1:07.5
<u>800 Meters</u>			
1.	Harriet Peralta	WIRA	2:25.3
2.	Valma Solis Reed	NCRA	2:29.7
3.	Marcedes Peralta	CA	2:32.4
4.	Mar Galarza	WIRA	2:33.9
5.	Anita Galan	STRA	2:34.5
6.	Anita Peralta	STRA	2:34.7
<u>100 Meter Hurdles</u>			
1.	Lucia Talavera	STRA	15.7
2.	Yvonne Alcala	WIRA	16.2
3.	Alia Ordoñez	WIRA	16.6
4.	Emilia Alcala	ISA	17.3
5.	Asuncion Lopez	CLIA	17.5
6.	Ally Calarpe	WIRA	17.8
<u>400 Meter Hurdles</u>			
1.	Susan Alcala	WIRA	1:05.6
2.	Lilia Galarza	WIRA	1:07.7
3.	Emilia Alcala	ISA	1:08.9
4.	Emilia Alcala	STRA	1:09.4
5.	Elena Torralba	STRA	1:09.4
6.	Emilia Peralta	NCRA	1:10.6







100 Yards

<u>Place</u>	<u>Competitor</u>	<u>Organization</u>	<u>Time</u>
1.	Tom White Team	UTMSU	5:02.9
2.	Jeffery Nelson	SIMS	5:10.8
3.	Vince G. Ross	NOGMA	5:17.6
4.	Robert E. Smith	OSWALD	5:25.3
5.	Henry Bendaje	VAUSA	5:34.0
6.	Walter J. ...	UTMSU	5:37.6

3,000 Yards

1.	Josephine Conzo	UTMSU	13:07.7
2.	Josephine ...	G. W. ...	13:59.9
3.	Vince G. Ross	NOGMA	14:02.2
4.	Josephine ...	UTMSU	14:02.2
5.	John G. ...	UTMSU	12:21.4
6.	Ruby ...	UTMSU	13:01.5

4 x 100 Yards Relay

1.	Southern ... Athletic Ass.	50.7
2.	...	51.6
3.	National ... Athletic Ass.	51.6
4.	...	54.4
5.	...	54.7
6.	Southern ... Athletic Ass.	54.9

4 x 400 Yards Relay

1.	...	4:11.2
2.	...	4:11.2
3.	National ... Athletic Ass.	4:16.4
4.	...	4:20.5
5.	Northern ... Athletic Ass.	4:22.7
6.	...	4:22.8

High Jump

<u>Place</u>	<u>Competitor</u>	<u>Organization</u>	<u>Height</u>
1.	Gordon ...	UTMSU	1.60 M. Equalled
2.	Alma ...	UTMSU	1.55 "
3.	Doris ...	...	1.55 "
4.	...	...	1.45 "
5.	...	...	1.45 "
6.	...	...	1.20 "

(Tied for 4th & 5th)

Long Jump

<u>Place</u>	<u>Competitor</u>	<u>Organization</u>	<u>Distance</u>
1.	...	...	5.74 M. NFG
2.	Alma ...	UTMSU	5.07 "
3.	...	UTMSU	5.00 "
4.	...	...	4.80 "
5.	Dorcas ...	...	4.70 "
6.	...	...	4.60 "









Field Notes - 3

<u>Place</u>	<u>Competitor</u>	<u>Delegation</u>	<u>Distance</u>
<u>Male Fly</u>			
1.	C. Garcia L. ...	STPA	10.06 M.
2.	... Delfin	CVIRA	10.15 "
3.	... L.	STPA	10.39 "
4.	... M.	CVIRA	10.22 "
5.	... S.	CVIRA	9.85 "
6.	... R.	NCCA	10.00 "
<u>Female Fly</u>			
1.	... Blange	CVIRA	39.40 "
2.	... D.	CVIRA	39.02 "
3.	... G.	CVIRA	38.44 "
4.	... Bengot	CVIRA	35.22 "
5.	... M.	IRIA	33.46 "
6.	... Puerto	STPA	31.48 "
<u>Male Fly</u>			
1.	... L.	STPA	36.40 M.
2.	... Delfin	CVIRA	36.02 "
3.	... M.	CVIRA	31.68 "
4.	... D.	CVIRA	30.80 "
5.	... S.	IRIA	30.42 "
6.	... P.	IRIA	29.18 "

Summary of Results

First Place .... SAMPALAN TRAINING REGION AA.  
 Second Place ... PERTAM VISAYAS REGION AA.  
 Third Place .... NATIONAL COUNCIL REGION  
 Fourth Place ... ILOILO REGION AA.







Summary of Points for Athletics "Women"

Events	INDIA	GUJARAT	KERALA	MADRAS	ESTHIA	ENNA	WESTIA	CEENBA	EVITIA	MPHIA	MPHIA	MPHIA	MPHIA	MPHIA
100 Meters				5	7+4=11		3+2=5			1				
200 Meters				2	7+5=12		4+1=5	3						
400 Meters	2			3	7		5+4=9						1	
800 Meters		4+3=7		5	2		7						1	
1,500 Meters		3		4	5		7+2=9			1				
3,000 Meters	1	5		4	7+2=9					3				
100 Meter Hurdles	3		2		7		5+4=9							
400 Meter Hurdles	4			1			7+5=12						3+2=5	
4 x 100 Meter Relay	3		2	4	7		5				1			
4 x 400 Meter Relay		1		4	7		5				2		3	
High Jump	7	2.5			2.5		5+1=6							4
Long Jump	3				7+1=8		5+4=9						2	
Shot Put				1	7+4=11		5+3=8							2
Discus Throw	2			1	7		5+4=9	3						
Javelin Throw		4			7			5+3=8			2		1	
<b>Total</b>	<b>25</b>	<b>22.5</b>	<b>4</b>	<b>34</b>	<b>102.5</b>	<b>0</b>	<b>98</b>	<b>14</b>	<b>0</b>	<b>5</b>	<b>6</b>	<b>13</b>	<b>6</b>	
<b>Rank</b>	<b>4th</b>			<b>3rd</b>	<b>1st</b>		<b>2nd</b>							









RESULTS IN ATHLETICS

Track - Girls

<u>Place</u>	<u>Competitor</u>	<u>Delegation</u>	<u>Time</u>
<u>100 Meters</u>			
1.	Gina Sucal	SIRAA	13.4
2.	Perla Balatucan	SIRAA	13.8
3.	Rhoda Sinero	WVIRAA	14.1
4.	Leah Nolido	WVIRAA	14.2
5.	Ancita Onpad	CVIRAA	14.5
6.	Alicia Benong	WIRAA	14.6
<u>200 Meters</u>			
1.	Gina Sucal	SIRAA	26.3
2.	Perla Balatucan	SIRAA	27.0
3.	Rhoda Sinero	WVIRAA	27.5
4.	Leah Nolido	WVIRAA	28.0
5.	Daisy Prado	CVIRAA	28.6
6.	Brenda Pasalbon	CVIRAA	28.9
<u>400 Meters</u>			
1.	Gina Sucal	SIRAA	59.8 NER
2.	Perla Balatucan	SIRAA	1:02.1
3.	Nenita Dungca	CLIRAA	1:03.9
4.	Rhoda Sinero	WVIRAA	1:06.1
5.	Daisy Pando	CVIRAA	1:06.1
6.	Alicia Benong	WIRAA	1:06.9
<u>800 Meters</u>			
1.	Maria Rabino	SIRAA	2:30.4
2.	Susana Mangona	WVIRAA	2:32.1
3.	Marietta Tabingin	CAVIRAA	2:33.4
4.	Rosalinda Catulong	CVIRAA	2:35.2
5.	Teresa Kilat	CVIRAA	2:43.6
6.	Cyril Pastor	IRAA	2:43.8
<u>100 Meter Hurdles</u>			
1.	Nene Gano	SIRAA	16.7
2.	Nenita Adan	IRAA	18.2
3.	Rhodora Brillantes	CVIRAA	18.6
4.	Cristeta Lugod	CAVIRAA	18.7
5.	Judy Belanort	SIRAA	18.9
6.	Emma Yoga	IRAA	19.0
<u>400 Meters Hurdles</u>			
1.	Nene Gano	SIRAA	1:05.6
2.	Nenita Adan	IRAA	1:08.5
3.	Evelyn Calaquiran	CAVIRAA	1:08.5
4.	Victoria Tolihis	NEIRAA	1:09.5
5.	Jessica Ibanez	WVIRAA	1:13.1
6.	Liesel Taping	CVIRAA	1:13.8







Track Girls - 2

<u>Place</u>	<u>Competitor</u>	<u>Delegation</u>	<u>Time</u>
<u>1,500 meters</u>			
1.	Marietta Tabangin . . . . .	CAVRAA . . . . .	5:20.8
2.	Pe Manalo . . . . .	WISRAA . . . . .	5:11.6
3.	Rowena Monton . . . . .	SIBRAA . . . . .	5:11.13
4.	Susan Margoma . . . . .	WVIRAA . . . . .	5:12.9
5.	Rosalinda Holanda . . . . .	EVIRAA . . . . .	5:23.0
6.	Maria Rabino . . . . .	SIRAA . . . . .	6:55.7

3,000 meters

1.	Rowena Monton . . . . .	SIRAA . . . . .	11:28.3
2.	Pe Manalo . . . . .	WISRAA . . . . .	11:34.7
3.	Rosalinda Catulong . . . . .	CVIRAA . . . . .	11:45.2
4.	Nelia Junedas . . . . .	SIRAA . . . . .	11:51.8
5.	Susan Margoma . . . . .	WVIRAA . . . . .	11:52.5
6.	Teresa Kilat . . . . .	CVIRAA . . . . .	11:53.3

4 x 100 Meter Relay

1.	Southern Tagalog Region Athletic Ass. . . . .	53.0
2.	Western Visayas Region Athletic Ass. . . . .	53.5
3.	National Capital Region Athletic Ass. . . . .	54.6
4.	Western Mindanao Region Athletic Ass. . . . .	55.0
5.	Northern Mindanao Region Athletic Ass. . . . .	55.7
6.	Micol Region Athletic Ass. . . . .	56.1

4 x 400 Meter Relay

1.	Southern Tagalog Region Athletic Ass. . . . .	4:23.2
2.	Cagayan Valley Region Athletic Ass. . . . .	4:30.5
3.	Western Visayas Region Athletic Ass. . . . .	4:32.5
4.	Southern Mindanao Region Athletic Ass. . . . .	4:37.2
5.	Central Mindanao Region Athletic Ass. . . . .	4:38.0
6.	Northern Mindanao Region Athletic Ass. . . . .	4:39.8

Field Girls

<u>High Jump</u>	<u>Height</u>
1. Victoria Paglinawan . . . . .	1:57 M. NAR
2. Anne Baronda . . . . .	1:52 "
3. Elvira Vinó . . . . .	1:37 "
4. Chona Magdadaro . . . . .	1:37 "
5. Elizabeth Dinglase . . . . .	1:37 "

<u>Long Jump</u>	<u>Distance</u>
1. Nerie Gano . . . . .	4.85 M.
2. Merle Aldefolio . . . . .	4.70 "
3. Dioscora Rodriguez . . . . .	4.50 "
4. Nilda David . . . . .	4.47 "
5. Carmencita Bermudez . . . . .	4.41 "
6. Arlene Pacardo . . . . .	4.36 "









Field - Girls - 3

<u>Place</u>	<u>Competitor</u>	<u>Delegation</u>	<u>Distance</u>
<u>Shot Put</u>			
1.	Amelyn Robea . . . . .	SIRAA . . . . .	9.82 M. HIG
2.	Segunda Calucar . . . . .	SIRAA . . . . .	9.39 "
3.	Rechilde Bambaso . . . . .	DEAA . . . . .	9.30 "
4.	Mellie Estellena . . . . .	WVIRAA . . . . .	9.18 "
5.	Francisca Amora . . . . .	EVIRAA . . . . .	8.66 "
6.	Jocelyn Souribio . . . . .	WVIRAA . . . . .	8.62 "

<u>Discus Throw</u>			
1.	Mellie Estellena . . . . .	WVIRAA . . . . .	30.52 M.
2.	Rose Nala . . . . .	WVIRAA . . . . .	28.98 "
3.	Victoria Animong . . . . .	SIRAA . . . . .	28.84 "
4.	Amelyn Robea . . . . .	SIRAA . . . . .	28.48 "
5.	Liwayaay Libunao . . . . .	CLRAA . . . . .	27.42 "
6.	Lorena Sasunan . . . . .	WVIRAA . . . . .	26.34 "

<u>Javelin Throw</u>			
1.	Vilma Bacongalio . . . . .	WVIRAA . . . . .	35.98 M.
2.	Yolanda Panadolan . . . . .	SIRAA . . . . .	32.08 "
3.	Amelyn Robea . . . . .	SIRAA . . . . .	31.50 "
4.	Veronica Magallanes . . . . .	NERAA . . . . .	30.44 "
5.	Loida Sabellina . . . . .	NERAA . . . . .	29.80 "
6.	Rose Nala . . . . .	WVIRAA . . . . .	29.78 "

Summary of Results

First Place . . . . .	SOUTHERN TAGALOG REGION AA
Second Place . . . . .	WESTERN VISAYAS REGION AA
Third Place . . . . .	SOUTHERN MINDANAO REGION AA
Fourth Place . . . . .	CAGAYAN VALLEY REGION AA








Summary of Points for Athletics Girls

Events	IRMA	CAVRIA	CLRIA	HORVA	STRVA	BBVA	CVTRVA	CVTRVA	ECRVA	WBRVA	MBRVA	SEBRVA	CRVA
100 Meters					5		4+3=7	2		1		7	
200 Meters					5		4+3=7	1				7	2
400 Meters			4		5	3				1		7	2
800 Meters			4		7	1	5	3+2=5					
1500 Meters			7		4+1=5		3		2				
3000 Meters					7		2	4+1=5		5		3	
5000 Meters					7		2					3	
100 Meter Hurdles			3		7	5+1=6						2	4
400 Meter Hurdles			4		7	5	2	1			3		
4 x 100 Meter Relay				4	7	1	5			3	2		
4 x 400 Meter Relay			5		7		4				1	3	2
High Jump			4	5	7			3		2			
Long Jump	2				7	1	5+3=8	4					
Shot Put					7+5=12	4	3+1=4		2				
Discus Throw					3		7+5=12			1		4	
Javelin Throw					5+4=9		7+1=8				2		
TOTAL	2	27	6	12	100	17	70	18	4	18	8	33	10
Rank		4th			1st		2nd					3rd	









Highest Point Winners in Athletics

Track Men

<u>MARLON PAGALILAUAN - CAVRIA</u>		<u>Points</u>
1st Place . . . . .	100 Meters . . . . .	7
1st Place . . . . .	200 Meters . . . . .	7
1st Place . . . . .	400 Meters . . . . .	7
1st Place . . . . .	4 x 400 M. Relay . . . . .	1.75
Total . . . . .		<u>22.75</u>

Track Boys

<u>JIMMY POTESTAD - WWRJA</u>		<u>Points</u>
1st Place . . . . .	5,000 Meters . . . . .	7
2nd Place . . . . .	3,000 Meters . . . . .	5
2nd Place . . . . .	3,000 M. Steeplechase . . . . .	5
Total . . . . .		<u>17</u>

Track Women

<u>ELMA MBOS - STRJA</u>		<u>Points</u>
1st Place . . . . .	100 Meters . . . . .	7
1st Place . . . . .	200 Meters . . . . .	7
1st Place . . . . .	4 x 100 M. Relay . . . . .	1.75
1st Place . . . . .	4 x 400 M. Relay . . . . .	1.75
Total . . . . .		<u>17.50</u>

Track Girls

<u>GINA SUCAL - SRJA</u>		<u>Points</u>
1st Place . . . . .	100 Meters . . . . .	7
1st Place . . . . .	200 Meters . . . . .	7
1st Place . . . . .	400 Meters . . . . .	7
4th Place . . . . .	4 x 400 M. Relay . . . . .	.75
Total . . . . .		<u>21.75</u>







Highest Point Winners in Athletics

Field Men

<u>DARIO DE ROSAS - NCRMA</u>		<u>Points</u>
1st Place . . . .	Triple Jump . . . .	7
1st Place . . . .	Pole Vault . . . .	7
Total . . . . .		<u>14</u>

Field Boys

<u>ARIEL VISTA - WJITAM</u>		<u>Points</u>
1st Place . . . .	Triple Jump . . . .	7
3rd Place . . . .	High Jump . . . .	4
3rd Place . . . .	Long Jump . . . .	4
Total . . . . .		<u>15</u>

Field Women

<u>CONSUELO LACUSONG - STRAM</u>		<u>Points</u>
1st Place . . . .	Shot Put . . . .	7
1st Place . . . .	Discus Throw . . . .	7
Total . . . . .		<u>14</u>

Field Girls

<u>ANGELYN ROBEA - STRAM</u>		<u>Points</u>
1st Place . . . .	Shot Put . . . .	7
3rd Place . . . .	Javelin Throw . . . .	4
4th Place . . . .	Discus Throw . . . .	3
Total . . . . .		<u>14</u>









COMPARATIVE BEST RECORDS IN ATHLETICS

<u>100 Meter Dash</u>	0:33.5	Angelito Aguilar, WAAA, Cagayan de Oro City, March 12, 1975
<u>200 Meter Dash</u>	0:21.5	Mario Tabuno, USA-SLRMA, Lucena City, 1976
<u>400 Meter Dash</u>	0:48.5	Angelito Aguilar, WAAA, Cagayan de Oro City, March 13, 1975
<u>100 M. Hurdles</u>	0:14.9	Marcelo Benairo, WAAA, Cagayan de Oro City, March 11, 1975
<u>400 M. Hurdles</u>	0:52.3	Angelito Aguilar, WAAA, Cagayan de Oro City, March 12, 1975
<u>800 Meter Run</u>	1:56.5	Nelson Caldevida, NCRMA, Tuguegarao, Cagayan, March 6, 1981
<u>1,500 M. Run</u>	4:02.6	Victor Idava, STAA, Bacolod City, March 7, 1976
<u>3,000 M. Run</u>	9:01.7	Rodolfo Rizaide, WTRAA, Dipolog City, March 18, 1982
<u>3,000 Meter Steeplechase</u>	9:52.8	Nestor Franco, KRMA, Dipolog City, March 17, 1982
<u>5,000 M. Run</u>	15:07.4	Arturo Alimbuyao, TRAA, Cagayan de Oro City, March 14, 1978
<u>10,000 M. Run</u>	32:41.9	Victor Idava, Lucena City, March 4, 1976
<u>4 x 100 M. Relay</u>	0:42.3	R. Mordano, E. Sungunga, H. Macagalat, M. Benairo, WAAA, Cagayan de Oro City, March 15, 1975
<u>4 x 400 M. Relay</u>	3:22.2	R. Bitco, M. Tabuno, A. Aguilar, G. Abucay, WAAA, Cagayan de Oro City, March 14, 1975
<u>High Jump</u>	1.90 M. *	Arnel Inocando, MRMA, Tacloban City, February 28, 1983

\* New Best Record



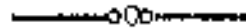




COMPARATIVE - 2

ME N (cont'd.)

<u>Long Jump</u> . . . . .	6:88 M.	. . . . .	Rolando Casas, WAAA, Bacolod City, March 3, 1974.
<u>Shot Put</u> . . . . .	17.28 M.	. . . . .	Susano Erang, NCRAA, Dipolog City, March 15, 1982.
<u>Triple Jump</u> . . . . .	14.56 M.	. . . . .	Pequito Ichanan, FRAA, Lucena City, March 11, 1976
<u>Discus Throw</u> . . . . .	40.24 M.	. . . . .	Danilo Jarina, WVIRAA, Cagayan de Oro City, March 17, 1978
<u>Pole Vault</u> . . . . .	3.70 M.*	. . . . .	Dario de Rosas, NCRAA, Tacloban City, March 2, 1983
<u>Javelin Throw</u> . . . . .	59.29 M.	. . . . .	Ruben Montañez, Bacolod City, March 1974



WOMEN

<u>100 Meter Dash</u> . . . . .	0:11.7	. . . . .	Lydia de Vega, NCRAA, Dipolog City, March 18, 1982
<u>200 Meter Dash</u> . . . . .	0:24.0	. . . . .	Lydia de Vega, NCRAA, Dipolog City, March 19, 1982
<u>400 Meter Dash</u> . . . . .	0:55.2	. . . . .	Lydia de Vega, NCRAA, Dipolog City, March 19, 1982
<u>100 M. Hurdles</u> . . . . .	0:14.5	. . . . .	Manette Lusterio, MS-SLRM, Lucena City, March 5, 1976
<u>400 M. Hurdles</u> . . . . .	1:03.9	. . . . .	Susana Arangote, WVIRAA, Dipolog City, March 19, 1982
<u>800 Meter Run</u> . . . . .	2:13.7	. . . . .	Anelita Alanes, MS-SLRM, Lucena City, March 7, 1976
<u>1,500 M. Run</u> . . . . .	4:53.2	. . . . .	Margarita Tagun, WVIRAA, Dipolog City, March 17, 1982
<u>3,000 M. Run</u> . . . . .	11:03.0	. . . . .	Josefina Bonzo, STRAA, Dipolog City, March 19, 1982

\*New Meet Record









COMPARATIVE - 3

WOMEN (cont'd.)

<u>4 x 100 M. Relay</u> . . .	0:50.0	. . .	J. Mallorca, C. Casibang, N. Lusterio, R. Onofre, WVM, Cagayan de Oro City, March 14, 1975
<u>4 x 200 M. Relay</u> . . .	4:04.4	. . .	B. Tacuod, M. Custan, R. Butao, C. Torres, WVM, Cagayan de Oro City March 18, 1978
<u>High Jump</u> . . . . .	1.60 M.	. . .	Nanette Lusterio, WVM, Bacolod City, March 3, 1974, Delia Orquillas, WVM, Dipolog City, March 15, 1982 and Corazon Magante**, IRM, Tacloban City February 28, 1983
<u>Long Jump</u> . . . . .	5:74 M.*	. . .	Elma Muros, SRM, Tacloban City, March 1, 1983
<u>Shot Put</u> . . . . .	12:37 M.	. . .	Consuelo Lacusong, SRM, Tuguegarao, Cagayan, March 4, 1981
<u>Discus Throw</u> . . . . .	39.39 M.	. . .	Consuelo Lacusong, WVM, Cagayan de Oro City, March 17, 1978
<u>Javelin Throw</u> . . . . .	43.44 M.	. . .	Erlinda Lavandia, MRM, Lucena City, March 2, 1976

-----000-----

BOYS

<u>100 Meter Dash</u> . . . . .	0:10.9	. . .	Julio Bayaban, BRM, Bacolod City, March 8, 1979
<u>200 Meter Dash</u> . . . . .	0:22.2	. . .	Julio Bayaban, BRM, Bacolod City, March 9, 1979
<u>400 Meter Dash</u> . . . . .	0:50.5	. . .	Julio Bayaban, BRM, Bacolod City, March 9, 1979
<u>110 M. Hurdles</u> . . . . .	0:15.7	. . .	Benato Unso, MASRM, Lucena City, March, 1976
<u>400 M. Hurdles</u> . . . . .	0:56.5	. . .	Nelson Cruzada, EVRM, Bacolod City, March 8, 1979 and Leopoldo Arnillo, WVM, Dipolog City, March 18, 1982

\*New Meet Record  
 \*\* Equalled



19

20

21



COMPARATIVE - A

Boys (cont'd.)

<u>500 Meter Run</u>	. . . 1:59.0	. . . Celestino Laglaric, NCRMA, Bacolod City, March 9, 1979
<u>1,500 M. Run</u>	. . . 4:13.9	. . . Rafael Batac, SIRA, Bacolod City, March 5, 1979
<u>3,000 M. Run</u>	. . . 9:11.3	. . . Jimmy de la Torre, WVIRMA, Dipolog City, March 18, 1982
<u>3,000 Meter Steeplechase</u>	. . . 10:00.0	. . . Hector Degea, IRLI, Tuguegarao, Cagayan, March 4, 1981
<u>5,000 M. Run</u>	. . . 16:24.7	. . . Jimmy de la Torre, WVIRMA, Dipolog City, March 16, 1982
<u>4 x 100 M. Relay</u>	. . . 0:44.0	. . . R. Gallora, F. Giez, R. Patrimonio, J. Ucab, NCRMA, Cagayan de Oro City, March 1978; D. Yarti, C. Eddie, E. de Vega, J. Bayaban, BFAA, Bacolod City, March 10, 1979
<u>4 x 400 M. Relay</u>	. . . 3:29.8	. . . C. Fordan, J. Grafilo, M. Bonatay, W. Tumbao, SIRA, Tuguegarao, Cagayan, March 7, 1981
<u>Triple Jump</u>	. . . 24.10 M.	. . . Roger Dominguit, EVIRMA, Cagayan de Oro City, March 1978
<u>Long Jump</u>	. . . 6.42 M.*	. . . Alejandro Dimental, SIRA, Tacloban City, March 3, 1983
<u>Javelin Throw</u>	. . . 56.43 M.	. . . Inocencio Macullang, NCRMA, Cagayan de Oro City, March 1978
<u>High Jump</u>	. . . 1.95 M.*	. . . Edward Tojada, SIRA, Tacloban City, February 28, 1983
<u>Pole Vault</u>	. . . 3.45 M.*	. . . Leopoldo Santos, NCRMA, Tacloban City, March 2, 1983
<u>Discus Throw</u>	. . . 37.22 M.	. . . Fidel Repiso, SIRA, Dipolog City, March 19, 1982
<u>Shot Put</u>	. . . 11.29 M.	. . . Fidel Repiso, SIRA, Dipolog City, March 15, 1982

\*New Meet Record









COMPARATIVE - 2

Girls

<u>100 Meter Dash</u>	. . . . . 0:12.2	. . . . . Salve Cambonga, BIMA, Cagayan de Oro City, March 1978
<u>200 Meter Dash</u>	. . . . . 0:26:0	. . . . . Salve Cambonga, BIMA, Cagayan de Oro City, March 9, 1978
<u>400 Meter Dash</u>	. . . . . 0:59.8	. . . . . Gina Sugal, STRAA, Tacloban City, March 4, 1983
<u>100 M. Hurdles</u>	. . . . . 0:16.2	. . . . . Susana Orgo, WVIRAA, Lucena City, March 1976
<u>400 M. Hurdles</u>	. . . . . 1:05.5	. . . . . Nathalie Dalisay, STRAA, Bacolod City, March 8, 1978
<u>800 Meter Run</u>	. . . . . 2:24.8	. . . . . Virgie Famorcan, STRAA, Tuguegarao, Cagayan, March 5, 1981
<u>1,500 M. Run</u>	. . . . . 4:55.2	. . . . . Mia Robico, STRAA, Tuguegarao, Cagayan, March 4, 1981
<u>3,000 M. Run</u>	. . . . . 10:40.5	. . . . . Rosalinda Catulong, CVIRAA, Bacolod City, March 7, 1979
<u>4 x 100 M. Relay</u>	. . . . . 0:51.7	. . . . . J. Bernuco, G. Camacho, E. Estera, S. Cambonga, BIMA, Bacolod City, March 10, 1979
<u>4 x 400 M. Relay</u>	. . . . . 4:16.4	. . . . . L. Cardiente, I. Rodriguez, L. Gutierrez, L. William, EVIRAA, Bacolod City, March 30, 1979
<u>Long Jump</u>	. . . . . 5.28 M.	. . . . . Elma Nuroc, STRAA, Dipolog City, March 16, 1982
<u>Shot Put</u>	. . . . . 9.81 M.*	. . . . . Amelyn Robca, STRAA, Tacloban City, March 2, 1983
<u>Javelin Throw</u>	. . . . . 35.01 M.	. . . . . Rizalina Dalman, W. RAA, Cagayan de Oro City, March 1978
<u>Discus Throw</u>	. . . . . 30.92 M.	. . . . . Wilfredo Bocong, CVIRAA, Tuguegarao, Cagayan, March 6, 1981
<u>High Jump</u>	. . . . . 2.57 M.*	. . . . . Victoria Paglinawan, STRAA, Tacloban City, February 28, 1983

\* New Meet Record





