

Republika ng Pilipinas  
(Republic of the Philippines)  
MINISTRI NG EDUKASYON AT KULTURA  
(MINISTRY OF EDUCATION AND CULTURE)  
Manila

March 9, 1979

MEC MEMORANDUM  
No. 70, s. 1979

1979 CONFERENCE OF SCHOOLS SUPERINTENDENTS

To: Bureau Directors  
Regional Directors  
Chiefs of Services and Heads of Units  
Coordinator, State Colleges and Universities  
Schools Superintendents

1. The 1979 Conference of Schools Superintendents will be held from April 17 to 24 at Teachers Camp, Baguio City. The theme of the conference is "Education and the National Job-Creation Program."
2. Only schools superintendents are authorized to attend the entire conference. Assistant superintendents and all other members of the Philippine Association of Schools Superintendents (PASS) are authorized to attend on April 20-24.
3. Inclosed is the tentative program for the conference, as well as a list of committee members and conference officials.
4. It is desired that every superintendent bring with him the following to be submitted during registration:
  - a. Profile of the division including, among other things, the latest statistics on teachers, enrolment, literacy rates, school buildings, dropout rates, etc. utilizing the inclosed format.
  - b. Brief report on accomplishment of the division for the year.
  - c. List of activities/projects in the division supportive of the "National Job-Creation Program" as suggested in MEC Memorandum No. 318, s. 1978, with appropriate write-ups.
  - d. Administrative problems.
5. One plenary session will be devoted to Regional Accomplishment Reports which shall consist of either a summary of outstanding accomplishments in the region or reports of two or three outstanding







divisions. Each report should not exceed fifteen minutes. Regional directors are free to choose the form and style of presentation.

6. An added feature of this year's conference will be the panel displays or exhibits depicting accomplishments and other pertinent information including the regional profile. Panels will be provided for this purpose at the Quezon-Roosevelt Memorial Hall. The presentation will be on display for the duration of the conference.

7. When possible, regions may display samples of school projects, equipment manufactured in schools or other technology from which other officials may draw ideas for their own programs.

8. A conference fee of P200 will be charged each participant. The conference fee and all travel expenses incident to attendance in this conference shall be charged to local funds, subject to the usual accounting and auditing rules and regulations.

9. Bureau and regional directors, bureau and regional assistant directors and chiefs of services will serve as consultants and resource persons in the group sessions.

10. Accommodations in Teachers' Camp for the duration of the conference will be limited to participating superintendents and PABS members. Those who may wish to bring their families will have to make the necessary arrangements for accommodation outside the camp.

(SGD.) JUAN L. MANUEL  
Minister of Education and Culture

Incls.:  
As stated

References:  
Department Memorandums: Nos. 114 and 117, s. 1978  
YEC Memorandum: (No. 313, s. 1978)

Allotment. 1-2-3--(D.C. 1-76)

To be indicated in the Perpetual Index  
under the following subjects:

CONFERENCE  
OFFICIALS  
SOCIETY or ASSOCIATIONS  
SUPERINTENDENTS









PROGRAM OF ACTIVITIES

First Day - April 17

A.M.  
8:30-10:00 ..... Opening Ceremonies  
National Anthem  
Invocation  
Belcoro - Laguna City Mayor  
Introduction of the Keynote Speaker  
Keynote Address  
Musical Number

10:00-10:30 ..... Break  
10:30-12:00 ..... Orientation on Conference Procedures  
Slide Presentation  
Opening of Exhibits  
- Mrs. Encarnacion Manuel  
Mrs. Josefina Albarracin  
Dr. Felicitia G. Bernardino

P.M. Second Plenary Session

1:30- 5:00 ..... Regional Accomplishment Reports

Second Day - April 18

A.M.

8:30-10:00 - Third Plenary Session  
Musical Number  
Introduction of the Guest Speaker  
Speech - Hon. Luis Villafuerte  
Musical Number

10:00-10:30 ..... Break  
10:30-11:30 ..... Open Forum  
11:30-12:00 ..... Planning for Group Sessions

P.M.

1:30- 5:00 ..... Group Session No. 1  
Topic ..... Job Creation Alternative Plans

Third Day - April 19

A.M.

8:30-12:00 ..... Group Session No. 2  
Topics..... MEC Thrusts and Programs  
Human Settlements Programs and  
Projects  
Administrative Problems

P.M. Third Plenary Session

1:30- 5:00 ..... Panel Discussion on MEC Thrusts and  
Programs  
Elementary Education - Dr. Ninda C.  
Suteria







Secondary Education - Atty. Andres R. Asistia

Higher Education - Atty. Antonio G. Dumlac

Non-Formal Education - Mr. Marcos Ramos

Centers and Units - Dr. R. B. Valisno

Cultural Agencies - Atty. Ponciano B.P. Uñeda

Panel of Interrogators

Supt. M. Marigomen

Supt. J. Pavala

Supt. B. Casalino

Supt. G. Guanzon

Supt. E. Passig

Supt. I. Lala

Fourth Day - April 20

A.M.

8:00-12:00 - Fourth Plenary Session

Topic .....Administrative Problems

P.M.

1:00-5:00 - Fifth Plenary Session

Continuation of Discussion on  
Problems in Education

Fifth Day - April 21

A.M.

8:30-12:00 - Sixth Plenary Session

Group Reports

Evaluation/Feedback

Resolutions

P.M. - PASS Initiation


Sixth and Seventh Days - April 23-24

PASS Business Meeting

Awards Ceremony

Closing Ceremonies









Executive Committee

Dr. Narciso Alharracin - Dr. Felicita G. Bernardino

Members:

Asst. Minister Vedaño C. Suarez	Dir. Minda C. Sutaría
Asst. Minister Hortensia S. Bencza	Dir. Andres R. Asistin
Asst. Minister Lucio B. Fernandez	Dir. Antonio G. Jumlae
Asst. Secretary Mariano Banting	

Program Committee

Director Andres R. Asistin	- Chairman
PASE Pres. Romeo G. Abalada	- Co-Chairman
Asst. Reg. Dir. Modesta Boquitan	- Member
Asst. Dir. Juanita S. Guerrero	"
Mr. Marcos Ramos	"

Exhibits Committee

Reg. Dir. Robinson Ylegan	- Chairman
Supt. Hernando Eizon	- Member
Supt. Patrick Umayat	"
Supt. Ernesto Domingo	"
Supt. Hipolito Pacia	"
Supt. R. Flores	"
Mr. Ben Morales	"
Mr. Sergio Guzman	"

Documentation Committee

Mrs. Desideria R. Rex	- Chairman
Mr. Juvencio R. Kevil	- Member
Mr. Bernabe Pagulo	"
Asst. Supt. Ellenita Tumala	"
Asst. Supt. Susana Cabahug	"
Asst. Supt. Paulina Castano	"
Asst. Supt. Pedro Trinidad	"

Awards Committee

Supt. Purificación T. Abalada	- Chairman
Mr. Cirilo D. Enriquez	- Member
Supt. Augusta L. Limataga	"
Supt. Bienvenido Espinitu	"
Asst. Supt. Uldarico Wiray	"







Secretariat

Mrs. Gloria A. Magaña - Chairman  
Miss Pat M. Gabriel - Co-Chairman  
(Other members to be designated by the Chairman)

Resolutions Committee

Supt. Federico Burgos - Chairman  
Supt. Bienvenida E. Espiritu - Vice Chairman  
Supt. Savino Mabagos - Member  
Supt. Samay Pindik - "  
Asst. Supt. Uldarico Viray - "

Accommodations and Arrangement Committee

PASS Pres. Romeo Abalea - Chairman  
Supt. Florencio C. Herrin - Member  
Supt. Florencio Eust - "  
Supt. Sergio de Guzman - "  
Asst. Supt. Akil Pundacofya (OIC) - "  
Supt. Conrado Bacuyag - "

Registration Committee

PASS Pres. Romeo Abalea - Chairman  
Supt. Victoriano Pasiliño - Member  
Asst. Supt. Carolina D. Tria - "  
Supt. Elvira Abiog - "  
Mr. Benjamin Estrada - "

Socials Committee

Supt. Josefina Navarro - Chairman  
Supt. Conmemoracion Concepcion - Co-Chairman  
Supt. Florencio Herrin - Member  
Supt. Bienvenida Icasiano - "

Initiation Committee

Asst. Director Modesta G. Requien - Chairman  
Supt. Fidel Anucta - Co-Chairman  
Supt. Conrado Bacuyag - Co-Chairman  
Supt. Concepcion Olavore - Member  
Supt. Antonio Orzco - "  
Supt. Nicolsa Andres - "  
Supt. Adelina Mil - "  
Asst. Supt. Guadalupe T. Sto. Domingo - "  
Supt. Hipolito Pacis - "  
Supt. Jose Ravallo - "  
Supt. Enrica Fandy - "









1979 CONVENTION OF THE PHILIPPINE ASSOCIATION  
OF SCHOOLS SUPERINTENDENTS

\* April 21-24, 1979

PROGRAM OF ACTIVITIES

Saturday, April 21, 1979

5:00 P.M. - Initiation

Sunday, April 22, 1979

8:30 A.M. - Opening Ceremonies  
Philippine National Anthem  
Invocation  
Musical Number  
Report of the President  
Report of the Treasurer

N O O N B R E A K

2:00 P.M. - Problems and Issues

1. Salaries of Schools Superintendents, Asst. Superintendents, etc.
2. Salaries of other School Personnel
3. Matters Affecting Promotion and Appointment
4. Problems Affecting Schools Superintendents on:
  - a. Communication
  - b. Seminars, Conferences, etc.
  - c. Financing, Travelling Allowances, etc.
  - d. LOI 772
  - e. R.A. No. 5447
5. Others

Business Meeting

Presiding-Officer - Supt. Conrado I. Sacuyag

Monday, April 23, 1979

8:00 A.M. - Morning Session  
Business Meeting

10:00 A.M. - Awards Ceremony







1. 2. 3. 4. 5. 6. 7. 8. 9. 10. 11. 12. 13. 14. 15. 16. 17. 18. 19. 20. 21. 22. 23. 24. 25. 26. 27. 28. 29. 30. 31. 32. 33. 34. 35. 36. 37. 38. 39. 40. 41. 42. 43. 44. 45. 46. 47. 48. 49. 50. 51. 52. 53. 54. 55. 56. 57. 58. 59. 60. 61. 62. 63. 64. 65. 66. 67. 68. 69. 70. 71. 72. 73. 74. 75. 76. 77. 78. 79. 80. 81. 82. 83. 84. 85. 86. 87. 88. 89. 90. 91. 92. 93. 94. 95. 96. 97. 98. 99. 100.

BOOK END & K

2:00 P.M.

- Afternoon Session  
- Reading and Approval of Resolutions  
- Closing Ceremonies

Presiding Officer - Supt. Fidel Anasta

Tuesday, April 24, 1979

- Departure









Administrative Problems and Resource Persons

1. Budget, Finance, Salaries

Mr. Santing  
Mr. Cabátes  
Mr. Cudiamar

2. Personnel Problems

Mr. Estata

3. Administrative Investigation

Atty. Valdez

4. School Building, Construction Program

BPW representative

5. Delineation of Staff and Line Functions

Asst. Minister Lucio B. Fernandez

Grouping

1. Representative grouping is recommended
2. All regions shall be represented in each group
3. There shall be at least 6 groups
4. Membership in each group shall be done through stratified random sampling







SUGGESTED CONTENT OUTLINE FOR THE  
REGIONAL PROFILE FOR THE  
CONFERENCE OF SUPERINTENDENTS, 1979

- I. General introductory statement on the Region containing information on geographical location and area, population, languages and dialects used by the populace, some historical data and distinctive facts regarding products and industries, programs and projects, etc.
- II. Map of the Region
- III. List of municipalities by province and cities classified by income
- IV. The enclosed tables









Republic of the Philippines  
 Ministry of Education and Culture  
 REGION X  
 Sagayan de Oro City

PROFILE OF REGION X

I. Number of Schools\*

| <u>Level</u>      | <u>Public</u> | <u>Private</u> | <u>Total</u> |
|-------------------|---------------|----------------|--------------|
| Pre-Elementary    | _____         | _____          | _____        |
| Elementary        | _____         | _____          | _____        |
| Secondary         | _____         | _____          | _____        |
| Tertiary          | _____         | _____          | _____        |
| T O T A L - - - - | _____         | _____          | _____        |

II. Distribution of Schools by Division

A. Elementary

| <u>Division</u> | <u>Complete Elementary</u> | <u>Complete Primary</u> | <u>Incomplete Primary</u> | <u>Total</u> |
|-----------------|----------------------------|-------------------------|---------------------------|--------------|
| 1. _____        | _____                      | _____                   | _____                     | _____        |
| 2. _____        | _____                      | _____                   | _____                     | _____        |
| 3. _____        | _____                      | _____                   | _____                     | _____        |
| T O T A L - -   | _____                      | _____                   | _____                     | _____        |

\*As of school year 1978-1979







B. Secondary

| <u>Division</u>  | <u>Barangay</u><br><u>H. S.</u> | <u>National</u> | <u>Public</u>     |                    | <u>Private</u> | <u>Total</u> |
|------------------|---------------------------------|-----------------|-------------------|--------------------|----------------|--------------|
|                  |                                 |                 | <u>Gen. H. S.</u> | <u>Man. School</u> |                |              |
| 1. _____         | _____                           | _____           | _____             | _____              | _____          | _____        |
| 2. _____         | _____                           | _____           | _____             | _____              | _____          | _____        |
| 3. _____         | _____                           | _____           | _____             | _____              | _____          | _____        |
| <u>T O T A L</u> |                                 |                 |                   |                    |                |              |

C. Tertiary


| <u>Division</u>  | <u>Public</u> | <u>Private</u> | <u>Total</u> |
|------------------|---------------|----------------|--------------|
| 1. _____         | _____         | _____          | _____        |
| 2. _____         | _____         | _____          | _____        |
| 3. _____         | _____         | _____          | _____        |
| <u>T O T A L</u> |               |                |              |

III. Enrolment\*

| <u>Level</u>     | <u>Public</u> | <u>Private</u> | <u>Total</u> |
|------------------|---------------|----------------|--------------|
| Pre-Elementary   | _____         | _____          | _____        |
| Elementary       | _____         | _____          | _____        |
| Secondary        | _____         | _____          | _____        |
| Tertiary         | _____         | _____          | _____        |
| <u>T O T A L</u> |               |                |              |

\*As of school year 1978-1979









IV. Distribution of Enrolment by Divisions

| A. | <u>Elementary</u> | <u>Public</u> | <u>%</u> | <u>Private</u> | <u>%</u> |
|----|-------------------|---------------|----------|----------------|----------|
| 1. | _____             | _____         | _____    | _____          | _____    |
| 2. | _____             | _____         | _____    | _____          | _____    |
| 3. | _____             | _____         | _____    | _____          | _____    |
| 4. | _____             | _____         | _____    | _____          | _____    |
|    | TOTAL             | _____         | _____    | _____          | _____    |
| B. | <u>Secondary</u>  | <u>Public</u> | <u>%</u> | <u>Private</u> | <u>%</u> |
| 1. | _____             | _____         | _____    | _____          | _____    |
| 2. | _____             | _____         | _____    | _____          | _____    |
| 3. | _____             | _____         | _____    | _____          | _____    |
|    | TOTAL             | _____         | _____    | _____          | _____    |
| C. | <u>Tertiary</u>   | <u>Public</u> | <u>%</u> | <u>Private</u> | <u>%</u> |
| 1. | _____             | _____         | _____    | _____          | _____    |
| 2. | _____             | _____         | _____    | _____          | _____    |
| 3. | _____             | _____         | _____    | _____          | _____    |
|    | TOTAL             | _____         | _____    | _____          | _____    |



'

'

'

'

'

;

'

'

'

'

;



V. Distribution of Tertiary Enrolment by Major Curriculum Areas

|   | <u>Number</u>    | <u>%</u>      |
|---|------------------|---------------|
| A. Professional Courses                 |                  |               |
| 1. Agriculture                          |                  |               |
| 2. Chemistry                            |                  |               |
| 3. Commerce and Business Administration |                  |               |
| 4. Engineering and Technology           |                  |               |
| 5. Maritime Education                   |                  |               |
| 6. Foods and Nutrition                  |                  |               |
| 7. Law and Foreign Service              |                  |               |
| 8. Liberal Arts and Sciences            |                  |               |
| 9. Medical Science                      |                  |               |
| 10. Teacher Training                    |                  |               |
| 11. Graduate Courses                    |                  |               |
|   | <u>T O T A L</u> | <u>100.00</u> |



1

2

3

4





|                            | Number | \$            |
|----------------------------|--------|---------------|
| <b>B. Non-Professional</b> |        |               |
| 1. Secretarial             | .....  | .....         |
| 2. Nursing and Midwifery   | .....  | .....         |
| 3. Trade Technician        | .....  | .....         |
| 4. Engineering Technician  | .....  | .....         |
| 5. Agricultural Technician | .....  | .....         |
| 6. Electronics Technician  | .....  | .....         |
| 7. Electric Technician     | .....  | .....         |
| 8. Fishery Technician      | .....  | .....         |
| 9. Refrigeration           | .....  | .....         |
| 10. Criminology            | .....  | .....         |
| 11. Radio Operator         | .....  | .....         |
| 12. Medical Aide           | .....  | .....         |
| 13. Others                 | .....  | .....         |
| TOTAL                      | .....  | <u>100.00</u> |







VI. Number of Teachers \*

| <u>Level</u>   | <u>Public</u> | <u>%</u> | <u>Private</u> | <u>%</u> |
|----------------|---------------|----------|----------------|----------|
| Pre-Elementary | _____         | _____    | _____          | _____    |
| Elementary     | _____         | _____    | _____          | _____    |
| Secondary      | _____         | _____    | _____          | _____    |
| Tertiary       | _____         | _____    | _____          | _____    |
| T O T A L      | _____         | 100.00   | _____          | 100.00   |

VII. Distribution of Teachers by Sex


| <u>Level</u>   | <u>Public Schools</u> |               |              | <u>Private Schools</u> |               |              |
|----------------|-----------------------|---------------|--------------|------------------------|---------------|--------------|
|                | <u>Male</u>           | <u>Female</u> | <u>Total</u> | <u>Male</u>            | <u>Female</u> | <u>Total</u> |
| Pre-Elementary | _____                 | _____         | _____        | _____                  | _____         | _____        |
| Elementary     | _____                 | _____         | _____        | _____                  | _____         | _____        |
| Secondary      | _____                 | _____         | _____        | _____                  | _____         | _____        |
| Tertiary       | _____                 | _____         | _____        | _____                  | _____         | _____        |
| T O T A L      | _____                 | _____         | _____        | _____                  | _____         | _____        |

VIII. Summary of MEC Personnel in the Region

| <u>A. Teaching Personnel</u>            | <u>Number</u> | <u>%</u> |
|---|---------------|----------|
| Provincial/City Schools Superintendents | _____         | _____    |
| Vocational School Superintendents       | _____         | _____    |
| Assistant Schools Superintendents       | _____         | _____    |
| Vocational School Administrators        | _____         | _____    |
| Division Supervisors                    | _____         | _____    |
| District Supervisors                    | _____         | _____    |
| Elementary School Principals            | _____         | _____    |

\*As of school year 1978-1979









|  | Number | %             |
|--|--------|---------------|
| (ESP I)  | ( )    | ( )           |
| (ESP II)   | ( )    | ( )           |
| (ESP III)  | ( )    | ( )           |
| Secondary School Principals                            |        |               |
| (SSP I)  | ( )    | ( )           |
| (SSP II)   | ( )    | ( )           |
| (SSP III)  | ( )    | ( )           |
| Elementary Head Teachers                               |        |               |
| Secondary Head Teachers                                |        |               |
| Elementary Grade Teacher                               |        |               |
| Secondary School Teachers                              |        |               |
| College Instructors                                    |        |               |
| TOTAL  |        | <u>100.00</u> |
| <b>B. <u>Non-Teaching Personnel</u></b>                |        |               |
| 1. Administrative/Clerical Staff                       |        |               |
| Janitors   |        |               |
| 2. Dental/Medical Services                             |        |               |
| School Physicians                                      |        |               |
| School Nurses  |        |               |
| TOTAL  |        | <u>100.00</u> |
| 3. Regional Office Force,<br>Teaching and Non-Teaching | ( )    | ( )           |







IX. Data on School Building and Classrooms -- Public Schools

A. Elementary

|    | <u>Type</u>   | <u>Number</u> | <u>Number of Classrooms</u> |
|----|---|---------------|-----------------------------|
| 1. | Academic Building   |               |                             |
|    | a. Permanent  |               |                             |
|    | (1) Bagong Lipunan  | .....         | .....                       |
|    | (2) Others  | .....         | .....                       |
|    | T O P A L   | .....         | .....                       |
|    | b. Semi-Permanent   | .....         | .....                       |
|    | c. Temporary  | .....         | .....                       |
| 2. | Home Economics Building   | .....         | .....                       |
| 3. | Agricultural/Industrial Arts Building   | .....         | .....                       |
| 4. | Administration Building   | .....         | .....                       |
| 5. | Other buildings/facilities such as clinics, canteens, shops, laboratories, etc. | .....         | .....                       |

B. Secondary

|    |   |       |       |
|----|---|-------|-------|
| 1. | Academic  |       |       |
|    | a. Permanent  | ..... | ..... |
|    | b. Semi-Permanent   | ..... | ..... |
|    | c. Temporary  | ..... | ..... |
| 2. | Home Economics  | ..... | ..... |
| 3. | Agricultural/Industrial Arts  | ..... | ..... |
| 4. | Administration Building   | ..... | ..... |
| 5. | Other buildings/facilities such as laboratories, clinics, canteens, shops, etc. | ..... | ..... |



0000

→

→

1

2





X. General Population and Literacy Rate by Division

|    | <u>Division</u> | <u>Total<br/>Population</u> | <u>Number<br/>Literate</u> | <u>      </u> |
|----|-----------------|-----------------------------|----------------------------|---------------|
| 1. | _____           | _____                       | _____                      | _____         |
| 2. | _____           | _____                       | _____                      | _____         |
| 3. | _____           | _____                       | _____                      | _____         |
|    | T O T A L       | _____                       | _____                      | _____         |

XI. Number of Out-of-School Youth by Division

|    | <u>Division</u> | <u>No. Ages<br/>7-12</u> | <u>No. Ages<br/>13-16</u> | <u>No. Ages<br/>17-25</u> | <u>Total</u> |
|----|-----------------|--------------------------|---------------------------|---------------------------|--------------|
| 1. | _____           | _____                    | _____                     | _____                     | _____        |
| 2. | _____           | _____                    | _____                     | _____                     | _____        |
| 3. | _____           | _____                    | _____                     | _____                     | _____        |
|    | T O T A L       | _____                    | _____                     | _____                     | _____        |



15

16

17

18

19

20

21

22

23



XII. Non-Formal Education: Data on Organized Short-Term Vocational Courses by Division - 1978

1. Dressmaking
  2. Tailoring
  3. Cosmetology
  4. Hair Science
  5. Manicuring
  6. Handicraft
  7. Bamboo Craft
  8. Embroidery
  9. Shell Craft
  10. Wood working
  11. Flower making
  12. Knitting Weaving/Embroidery
  13. Mat weaving
  14. Carpentry
  15. Culinary Arts
  16. Metal Craft
  17. Farmers class
  18. Swine/Poultry/Goat Raising
  19. Fish Farming
  20. Hotel/Restaurant Management
- Etc.









XIII. Non-Formal Education: Data on Organized Listening Groups for the Lingap Ng Pangulo sa Barangay - As of December 1978

|    | <u>Division</u>  | <u>No. of Barangays</u> | <u>No of Participating Barangays</u> | <u>%</u> | <u>Enrolment</u> |
|----|------------------|-------------------------|--------------------------------------|----------|------------------|
| 1. | .....            | .....                   | .....                                | .....    | .....            |
| 2. | .....            | .....                   | .....                                | .....    | .....            |
| 3. | .....            | .....                   | .....                                | .....    | .....            |
|    | <b>T O T A L</b> | .....                   | .....                                | .....    | .....            |

XIV. Non-Formal Education: Data on Organized Literacy Classes - 1978

|    | <u>Division</u>  | <u>No. of Classes Organized</u> | <u>Enrolment</u> | <u>Language Medium</u> |
|----|------------------|---------------------------------|------------------|------------------------|
| 1. | .....            | .....                           | .....            | .....                  |
| 2. | .....            | .....                           | .....            | .....                  |
| 3. | .....            | .....                           | .....            | .....                  |
|    | <b>T O T A L</b> | .....                           | .....            | .....                  |

XV. Non-Formal Education: Information on Outstanding Cultural Development Activities by Division - as of December 1978

XVI. Data on Beneficiaries under Educational Assistance Programs and other Scholarships

XVII. Other information you might wish to give on outstanding project accomplishments in the Region



ol-  
nt

9

2=

e/

