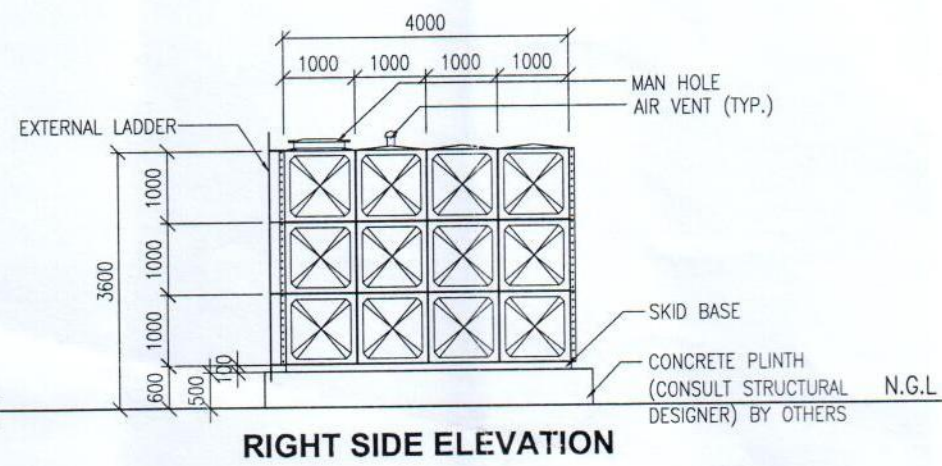
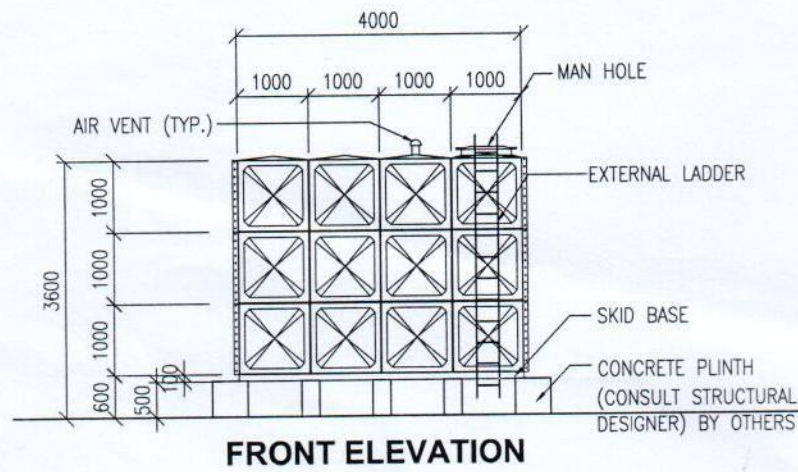
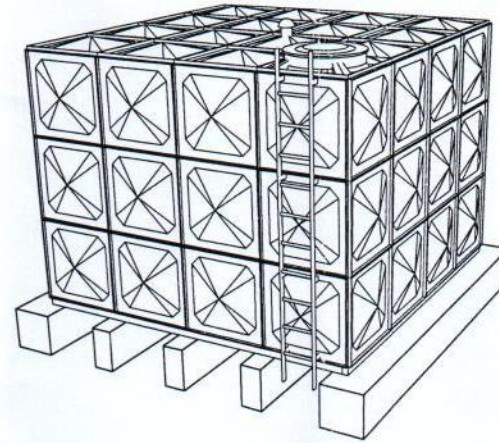
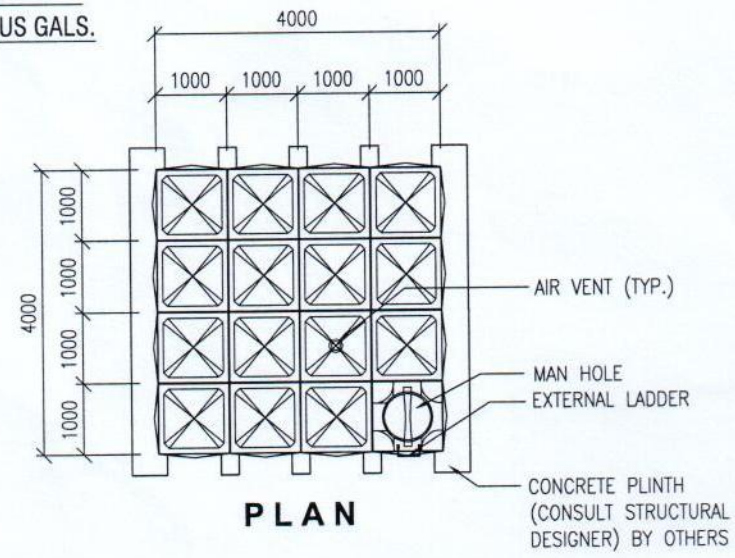


# SPECIFICATION

TANK SIZE : 4.0M(L) X 4.0M(W) X 3.0M(H)  
 TANK TYPE : POTAGLAS GRP  
 TANK CAPACITY : 10,000 US GALS.



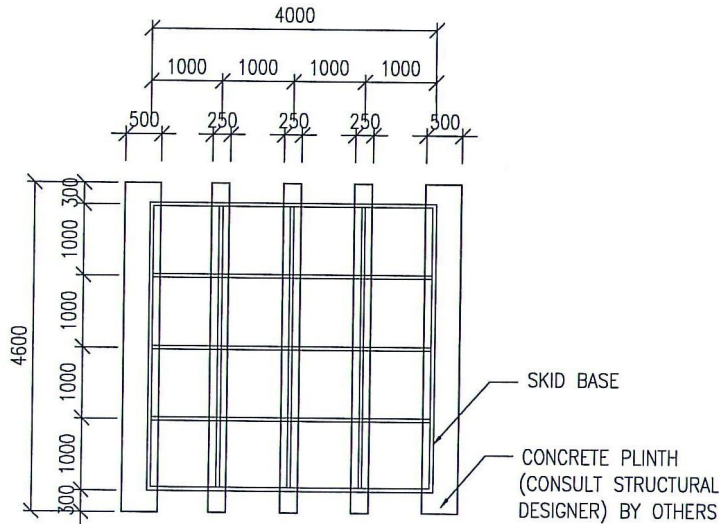
4.0M(L) X 4.0M(W) X 3.0M(H) POTAGLAS GRP WATER TANK LAYOUT  
 SCALE 1:75 MTS

THIS IS A PRELIM DRAWING ONLY. DETAIL DIMENSION SHALL BE BASED ON FINAL DESIGN.

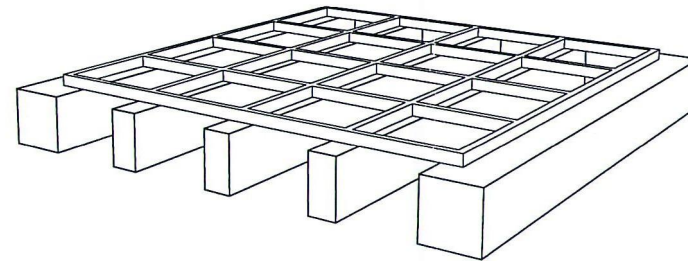
|              |                           |                                     |           |                                     |                 |            |
|--------------|---------------------------|-------------------------------------|-----------|-------------------------------------|-----------------|------------|
| PREPARED BY: | DESIGNED BY:              | CLIENT:                             | ENGINEER: | PROJECT TITLE:                      | CLIENT P/O No.: | EST. NO.:  |
|              | DATE:                     | NATIONAL LIBRARY OF THE PHILIPPINES |           | POTAGLAS GRP                        |                 |            |
|              | CHECKED BY: MR. R. SOROKA |                                     |           | NATIONAL LIBRARY OF THE PHILIPPINES |                 |            |
|              | DATE: 02/07/2023          |                                     |           |                                     |                 |            |
|              | DRAWN BY: SCM             |                                     |           | DRAWING TITLE: TANK LAYOUT          | DESIGN No.:     | SHEET No.: |
|              | DATE: 02/07/2023          |                                     |           |                                     |                 | REV.:      |

# SPECIFICATION

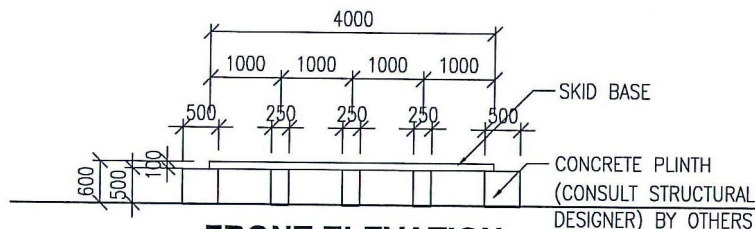
TANK SIZE : 4.0M(L) X 4.0M(W) X 3.0M(H)  
 TANK TYPE : POTAGLAS GRP  
 TANK CAPACITY : 10,000 US GALS.



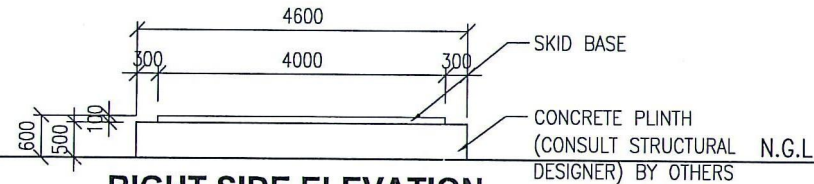
**PLAN**



**PERSPECTIVE**



**FRONT ELEVATION**



**RIGHT SIDE ELEVATION**



4.0M(L) X 4.0M(W) X 3.0M(H) POTAGLAS GRP WATER TANK LAYOUT

SCALE

1:75 MTS

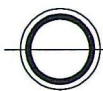
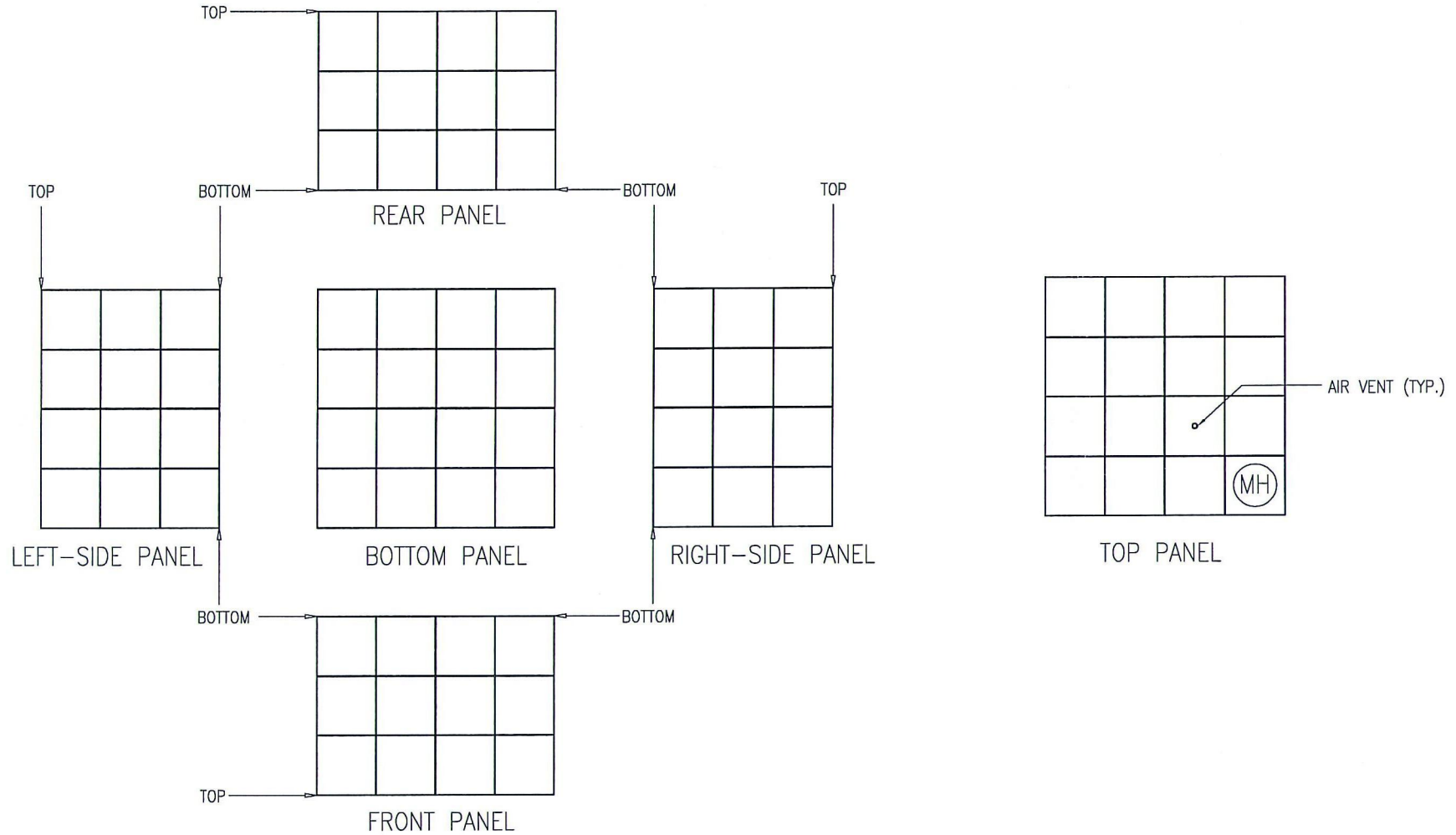
THIS IS A PRELIM DRAWING ONLY, DETAIL DIMENSION SHALL BE BASED ON FINAL DESIGN.

**NOTE:**  
 - CONCRETE PLINTH SHOULD BE TYPICALLY LEVELED ALL UNEVEN SURFACE MUST BE RECTIFY FIRST BEFORE TANK INSTALLATION.  
 - DISTANCE FROM WALL TO TANK SHOULD BE MINIMUM OF 500 MM IN ALL SIDES.

|              |                          |         |           |              |                                     |                 |            |
|--------------|--------------------------|---------|-----------|--------------|-------------------------------------|-----------------|------------|
| PREPARED BY: | DESIGNED BY:             | CLIENT: | ENGINEER: | POTAGLAS GRP | PROJECT TITLE:                      | CLIENT P/O No.: | ESR NO.:   |
|              | DATE:                    |         |           |              | NATIONAL LIBRARY OF THE PHILIPPINES |                 | DWG No.:   |
|              | CHECKED BY: SR. R. EDGAR |         |           |              |                                     |                 | SHEET No.: |
|              | DATE: 02/07/2023         |         |           |              |                                     |                 | 2          |
|              | DRAWN BY: SON            |         |           |              |                                     |                 | REV.:      |
|              | DATE: 02/07/2023         |         |           |              |                                     |                 |            |
|              |                          |         |           |              | DRAWING TITLE: PLINTH LAYOUT        | DESIGN No.:     |            |
|              |                          |         |           |              |                                     |                 |            |

# SPECIFICATION

TANK SIZE : 4.0M(L) X 4.0M(W) X 3.0M(H)  
 TANK TYPE : POTAGLAS GRP  
 TANK CAPACITY : 10,000 US GALS.



4.0M(L) X 4.0M(W) X 3.0M(H) POTAGLAS GRP WATER TANK LAYOUT

SCALE

1:75 MTS

PLEASE INDICATE THE ON PLAN REGARDING LOCATION & SIZES OF ALL STUB OUT (PIPE OPENING FOR GRP TANK)

THIS IS A PRELIM DRAWING ONLY, DETAIL DIMENSION SHALL BE BASED ON FINAL DESIGN.

|  |  |            |              |   |                  |                         |
|--|--|------------|--------------|---|------------------|-------------------------|
| DESIGNED BY :<br>DATE :<br>CHECKED BY : SR. R. DOMER<br>DATE : 02/07/2023<br>DRAWN BY : SOH<br>DATE : 02/07/2023 | CLIENT :<br><b>NATIONAL LIBRARY OF THE PHILIPPINES</b> | ENGINEER : | POTAGLAS GRP | PROJECT TITLE :<br><b>NATIONAL LIBRARY OF THE PHILIPPINES</b> | CLIENT P/O No. : | CSR NO. :               |
|  |  |            |              | DRAWING TITLE :<br>STUB OUT LAYOUT                            | DESIGN No. :     | SHEET No. : 3<br>REV. 1 |